

October 27, 2021

Steven Perales
Director, Industrial Acquisitions & Development
Shea Properties
130 Vantis Street, Suite 200
Aliso Viejo, California 92656

Re: Phase II Subsurface Investigation Letter Report
Proposed Industrial Building Complex, North Sanderson Avenue, San Jacinto, Riverside County,
California

Dear Mr. Perales:

Roux Associates, Inc. (Roux) has prepared this Phase II Subsurface Investigation Letter Report (Report) for Shea Properties (CLIENT) to summarize the findings of the subsurface investigations conducted at the approximately 470-acre vacant property located west of North Sanderson Avenue, east of Odel Avenue and south of Ramona Boulevard in the City of San Jacinto, California (Site; Figure 1). The scopes of work, as detailed in Roux's proposals dated August 19, 2021 and October 1, 2021, were developed to address recognized environmental conditions (RECs), identified by Roux in the Phase I Environmental Site Assessment (Phase I ESA), dated October 25, 2021.

The Phase II Investigation focused on addressing the following RECs:

- Potential pesticide impacts to shallow soils from former agricultural (row crop) uses;
- Potential VOC, metals, pesticides, total petroleum hydrocarbon (TPH), and/or methane impacts from former on-Site heifer raising farm uses, including multiple livestock corrals and an unlined pond; and
- Potential petroleum impacts from former on-Site aboveground storage tanks (ASTs);

The sections that follow provide additional details of the investigation activities completed.

METHODS OF INVESTIGATION

Pre-Field Activities

Prior to the start of field activities, Roux prepared a Site-specific Health and Safety Plan (HASP) to ensure worker safety. In addition to containing information regarding Roux's standard safety practices, the HASP contained information about potential hazards related to Site activities and provided the locations and contact information of nearby emergency services. Field workers acknowledged their familiarity with all safety procedures and indicated their intent to follow the HASP by signing the HASP after the tailgate safety meeting, which took place at the beginning of each field day.

At least 48 hours prior to fieldwork, the areas of the Site targeted for the investigation were marked in white paint and Underground Service Alert (USA) was notified of the intended intrusive work. Additionally, to assess the locations of buried utilities (i.e., natural gas, electric, water, sewer, telephone, fiber optic, etc.) or obstructions, a private geophysical services and utility locating firm, Spectrum Geophysics of Chatsworth, California, was contracted to perform a geophysical survey to clear the proposed boring locations of potential subsurface obstructions prior to boring advancement.

Soil Sampling – Agricultural Uses

On September 1 and 2, 2021, a total of 184 soil samples were collected from 46 quadrants (SS-1 through SS-46) across the Site at depths of 0.5 feet below ground surface (bgs) as shown in Figure 2. Soil sampling locations were evenly distributed in a grid pattern across each quadrant.

Four soil samples were collected with a trowel and/or a hand auger from each quadrant, composited in the field, and placed into laboratory-provided glass jars. A total of 184 soil samples were composited into 46 composite samples (SS-COMP-1 through SS-COMP-46).

After sample collection, all soil samples were labeled, placed on ice, and transported under chain-of-custody to Enthalpy Analytical (Enthalpy) of Garden Grove, California, a California-certified laboratory. Soil samples were analyzed in accordance with the sampling and analysis plan as shown in Table 1.

Soil Sampling – USTs, Livestock, and Unlined Pond

On September 7, 2021, under the direction of Roux, Strongarm Environmental Field Services, Inc. (Strongarm) of Fullerton, California advanced 10 soil borings (SV-1 through SV-10, Figure 2). The sampling locations for this investigation targeted the former USTs. Borings SV-1 and SV-2 were advanced to a depth of 5 feet below ground surface (bgs) using a hand auger to clear for utilities and subsequently drilled to the terminal depth of 20 feet bgs using a direct push drilling rig. Borings SV-3 through SV-10 were advanced to a terminal depth of 5.5 feet bgs using a hand auger.

Based on the laboratory results for samples collected on September 7, 2021, additional soil samples were collected on October 8, 2021. Under the direction of Roux, Strongarm advanced seven additional borings at the Site. Two borings, SV-1A and SV-3A, were placed near the original SV-1 and SV-3 locations, respectively. Five additional borings (SV-11 through SV-15, Figure 3) were placed in the proximity of the former residential/agricultural structures on-Site. All borings were pre-cleared to a depth of 5 feet bgs using a hand auger to check for utilities and subsequently drilled to a terminal depth of 25 feet bgs using a direct push drilling rig.

During boring advancement, soil samples were collected from borings SV-1 and SV-2 at depths of 5, 10, 15, and 20 feet bgs; from borings SV-3 and SV-4 at 5 feet bgs; and from borings SV-5 at 0.5 and 5 feet bgs. The soil samples collected at 0.5 feet bgs from borings SV-5 as well as all soil samples collected at 5 feet bgs from borings SV-1 through SV-5 were collected directly from the hand auger bucket. The soil samples collected at depths of 10, 15, and 20 feet bgs from borings SV-1 and SV-2 were collected from acetate sleeves.

After sample collection, all soil samples were labeled, placed on ice, and transported under chain-of-custody to Enthalpy of Garden Grove, California, a California-certified laboratory. Soil samples were analyzed in accordance with the sampling and analysis plan as shown in Table 1.

Soil Vapor Probe Installation

On September 7, 2021, following advancement of borings SV-1 through SV-10, temporary soil vapor probes were installed. Dual-nested soil vapor probes were installed at depths of 5 feet bgs and 15 feet bgs at locations SV-1 and SV-2. Soil vapor probes were installed at 5 feet bgs at SV-3 through SV-10. Soil vapor sampling locations are shown in Figures 3 and 4.

On October 8, 2021, following advancement of borings SV-1A, SV-3A, and SV-11 through SV-15, temporary soil vapor probes were installed. One soil vapor probe was installed at a depth of 25 feet bgs at location SV-1A, one dual-nested soil vapor probe was installed at 15 and 25 feet bgs at location SV-3A, and five triple-nested soil vapor probes at depths of 5, 15, and 25 feet bgs were installed at locations SV-11 through SV-15. Soil vapor sampling locations are shown in Figures 3 and 4.

The soil vapor probes were constructed in general accordance with the California Environmental Protection Agency, Department of Toxic Substances Control (DTSC), Los Angeles Regional Water Quality Control Board (LARWQCB), and San Francisco Regional Water Quality Control Board Advisory, Active Soil Gas Investigations (Soil Gas Advisory), dated July 2015. After the installation of each soil vapor probe, a minimum 48-hour equilibrium period was observed prior to sampling the five-foot probes and a minimum two-hour equilibrium period was observed prior to sampling 15-foot and 25-foot probes, per the Soil Gas Advisory.

Soil Vapor Sampling

On September 10, 2021, Roux collected samples from the temporary soil vapor probes installed at SV-1 through SV-10. On October 11, 2021, under the direction of Roux, Optimal Technology (Optimal) of Thousand Oaks, CA, collected samples from the temporary soil vapor probes installed at SV-1A, SV-3A, and SV-11 through SV-15. Prior to purging and sampling, a shut-in test was performed at each probe to confirm that the above-ground lines and valves were properly sealed. Upon successful completion of the shut-in test, three purge volumes of stagnant air were subsequently extracted from the soil vapor probe system at a flow rate of 200 milliliters per minute (mL/min). During purging and sampling, a leak check compound, 1,1-difluoroethane (1,1-DFA) or Isobutane, was applied adjacent to the sample train connections as a tracer gas to detect potential leaks in the sampling system.

After purging soil vapor probes SV-1 through SV-10, Roux collected soil vapor samples using 1-liter summa canisters equipped with 200 mL/min flow controllers. Following sample collection, soil vapor samples were transported under proper chain of custody to Enthalpy.

After purging soil vapor probes SV-1A, SV-3A, and SV-11 through SV-15, Optimal collected soil vapor samples in laboratory-prepared glass syringes; and immediately analyzed them on-Site using a mobile laboratory.

Soil vapor samples collected from SV-1 through SV-4, SV-1A, SV-3A, and SV-11 through SV-15 were analyzed for VOCs by USEPA Method TO-15 or USEPA Method 8260B. Soil vapor samples collected from SV-5 through SV-10 were analyzed for VOCs by USEPA Method TO-15 and methane by ASTM Method D-1946.

RESULTS

Analytical results for soil samples are summarized in Tables 2 through 5, and soil vapor results are presented in Tables 6 and 7. The complete analytical laboratory reports are included in Attachment A.

Soil Results

The sections that follow provide a summary of the soil analytical results. Soil sampling locations are shown in Figures 2 and 3.

OCPs

A summary of analytical results for OCPs in soil is presented in Table 2.

In general, individual OCP constituents were reported above laboratory method reporting limits (MRLs) in several borings including:

- dichlorodiphenyldichloroethane (4,4'-DDD);
- dichlorodiphenyldichloroethylene (4,4'-DDE);
- dichlorodiphenyltrichloroethane (4,4'-DDT); and

- eldrin aldehyde.

Detected concentrations were compared to the applicable May 2021 USEPA Regional Screening Level (RSL) for industrial soil and the June 2020 DTSC Human and Ecological Risk Office (HERO) Human Health Risk Assessment (HHRA) Note 3 Screening Level for industrial/commercial soil.

Conclusion: No OCPs were detected above the commercial/industrial screening levels established by USEPA RSLs or DTSC HERO HHRA Note 3 SLs.

Metals

A summary of analytical results for metals in soil is presented in Table 3. A total of 11 metals were detected above laboratory detection limits in at least one of the soil samples analyzed. Detected concentrations were compared to the applicable May 2021 USEPA RSL for industrial soil and the June 2020 DTSC HERO HHRA Note 3 Screening Level for industrial/commercial soil.

Arsenic was detected at concentrations exceeding the regulatory screening levels, ranging from 1.0 to 9.3 milligrams per kilogram (mg/kg), which exceeds the DTSC Note 3 SL (0.36 mg/kg). However, arsenic concentrations were below the upper range of the *Southern California Regional Background Arsenic Concentration in Soil* (Determination of a Southern California Regional Background Arsenic Concentration in Soil, G., Bosan, W., and Outiz, D., DTSC) of 12 mg/kg.

Conclusion: No metals were above background concentrations or the commercial/industrial screening levels established by USEPA RSLs or DTSC HERO HHRA Note 3 SLs.

TPH

A summary of the analytical results for TPH in soil is presented in Table 4.

Conclusion: TPH was not detected above laboratory reporting limits in carbon ranges C6-C44 in any of the samples analyzed.

VOCs

A summary of the analytical results for VOCs in soil is presented in Table 5. Two VOCs, methylene chloride and tert-butyl alcohol (TBA), were detected above laboratory reporting limits in at least one soil sample.

Conclusion: VOCs were not detected above either the applicable USEPA RSL for industrial soil or the DTSC SL for commercial/industrial soil.

Soil Vapor Results

The sections that follow provide a summary of the soil vapor analytical results. A summary of the soil vapor analytical results is presented in Tables 6 and 7. Soil sampling locations are shown in Figures 2 and 3.

VOCs

A summary of the analytical results for VOCs in soil vapor is presented in Table 6.

A total of 17 VOCs were detected above laboratory reporting limits in at least one soil vapor sample. Detected concentrations were compared to the applicable USEPA RSL for commercial/industrial soil vapor and the DTSC SL for commercial/industrial soil vapor when an attenuation factor of 0.03 was applied.

- Trichloroethene (TCE) was detected in soil vapor at concentrations exceeding screening levels. TCE was detected above the applicable USEPA RSL (100 micrograms per cubic meter [$\mu\text{g}/\text{m}^3$]) in two samples (SV-1-15 and SV-3-5) at concentrations of $110 \mu\text{g}/\text{m}^3$ and $210 \mu\text{g}/\text{m}^3$, respectively.
 - Borings SV-1 and SV-3 were located in the area of former residential and agricultural structures including a maintenance building.
 - All detections of TCE were below the applicable DTSC SL ($267 \mu\text{g}/\text{m}^3$).
 - Additional soil vapor sampling, focused in the area of the former residential/agricultural structures, did not yield detectable concentrations of TCE above laboratory reporting limits.

Conclusion: TCE was detected at concentrations that exceeded applicable conservative USEPA RSL at two locations. However, no sources were identified on-Site and the generally low TCE concentrations do not suggest that any mitigation or remediation will be required. All other VOCs were below the DTSC's Commercial/Industrial Soil Vapor SL or USEPA's Industrial Soil Vapor RSL.

Methane

A summary of the analytical results for methane in soil vapor is presented in Table 7.

Methane was detected above laboratory method reporting limits in six soil vapor samples (SV-5-5 through SV-10-5) at concentrations ranging from 2.3 parts per million by volume (ppmv) to 3.7 ppmv. Detections of methane did not exceed the cautionary value of 1,000 ppmv or response value of 5,000 ppmv established by the DTSC Advisory on Methane Assessment and Common Remedies at School Sites.

Conclusion: Methane concentrations detected at the Site do not present a potential concern for the Site.

RECOMMENDATIONS


Based on the results of this Phase II Subsurface Investigation, Roux has addressed the RECs identified in the Phase I ESA and does not have any additional recommendations at this time.

CLOSING

Should you have any questions or require any further information regarding the contents of this Report, please do not hesitate to contact Mauricio Escobar by telephone at 310-879-4920 or by email at mescobar@rouxinc.com.

Sincerely,

ROUX ASSOCIATES, INC.


Mauricio Escobar, P.G.
Principal Geologist



Mr. Steven Perales
October 27, 2021
Page 6

Enclosures:

Table 1 Sampling and Analysis Plan
Table 2 Organochlorine Pesticides in Soil
Table 3 Metals in Soil
Table 4 Total Petroleum Hydrocarbons in Soil
Table 5 Volatile Organic Compounds in Soil
Table 6 Volatile Organic Compounds in Soil Vapor
Table 7 Methane in Soil Vapor

Figure 1 Site Location Map
Figure 2 Site Plan
Figure 3 Soil Vapor VOC Sampling Locations

Attachment A Laboratory Analytical Reports
Attachment B Boring Logs

1. Sampling and Analysis Plan
2. Organochlorine Pesticides in Soil
3. Metals in Soil
4. Total Petroleum Hydrocarbons in Soil
5. Volatile Organic Compounds in Soil
6. Volatile Organic Compounds in Soil Vapor
7. Methane in Soil Vapor

Table 1. Sampling and Analysis Plan
 870 North Sanderson Avenue
 San Jacinto, California

Boring / Probe ID	Media	Depth / Screen (feet bgs)	USEPA Soil Analysis Method					Soil Vapor Analysis Method			Objective / Target Feature(s)
			Title 22 Metals by 6010B / 7471	Lead and Arsenic by 6010B	Organochlorine Pesticides 8081A	TPH-cc by 8015	VOCs by 8260B	VOCs by TO-15	VOCs by 8260B	Methane by ASTM D-1946	
Operations Samples (Red)											
SV-1	Soil	5, 10, 15, & 20	X			X	X				Assess former tanks, septic systems, other on-Site operations
	Soil Vapor	5 & 15						X			
SV-1A	Soil Vapor	25							X		
SV-2	Soil	5, 10, 15, & 20	X			X	X				
	Soil Vapor	5 & 15						X			
SV-3	Soil	5	X			X	X				
	Soil Vapor	5						X			
SV-3A	Soil Vapor	15 & 25							X		
SV-4	Soil	5	X			X	X				
	Soil Vapor	5 & 15						X			
SV-11	Soil Vapor	5, 15, & 25							X		
SV-12	Soil Vapor	5, 15, & 25							X		
SV-13	Soil Vapor	5, 15, & 25							X		
SV-14	Soil Vapor	5, 15, & 25							X		
SV-15	Soil Vapor	5, 15, & 25							X		
Pond Samples (Blue)											
SV-5	Soil	0.5	X		X						Assess wastewater pond
		5				X	X				
	Soil Vapor	5						X		X	
Corral Samples (Green)											
SV-6	Soil Vapor	5						X		X	Assess former heifer-raising operations
SV-7	Soil Vapor	5						X		X	
SV-8	Soil Vapor	5						X		X	
SV-9	Soil Vapor	5						X		X	
SV-10	Soil Vapor	5						X		X	
Agricultural Soil Composite Samples (Yellow)											
SS-COMP-1	Soil	0.5		X	X						
SS-COMP-2	Soil	0.5		X	X						
SS-COMP-3	Soil	0.5		X	X						
SS-COMP-4	Soil	0.5		X	X						
SS-COMP-5	Soil	0.5		X	X						
SS-COMP-6	Soil	0.5		X	X						
SS-COMP-7	Soil	0.5		X	X						
SS-COMP-8	Soil	0.5		X	X						
SS-COMP-9	Soil	0.5		X	X						
SS-COMP-10	Soil	0.5		X	X						
SS-COMP-11	Soil	0.5		X	X						
SS-COMP-12	Soil	0.5		X	X						
SS-COMP-13	Soil	0.5		X	X						
SS-COMP-14	Soil	0.5		X	X						
SS-COMP-15	Soil	0.5		X	X						
SS-COMP-16	Soil	0.5		X	X						
SS-COMP-17	Soil	0.5		X	X						
SS-COMP-18	Soil	0.5		X	X						
SS-COMP-19	Soil	0.5		X	X						
SS-COMP-20	Soil	0.5		X	X						
SS-COMP-21	Soil	0.5		X	X						

Table 1. Sampling and Analysis Plan
 870 North Sanderson Avenue
 San Jacinto, California

Boring / Probe ID	Media	Depth / Screen (feet bgs)	USEPA Soil Analysis Method					Soil Vapor Analysis Method			Objective / Target Feature(s)
			Title 22 Metals by 6010B / 7471	Lead and Arsenic by 6010B	Organochlorine Pesticides 8081A	TPH-cc by 8015	VOCs by 8260B	VOCs by TO-15	VOCs by 8260B	Methane by ASTM D-1946	
SS-COMP-22	Soil	0.5		X	X						Assess former agricultural use
SS-COMP-23	Soil	0.5		X	X						
SS-COMP-24	Soil	0.5		X	X						
SS-COMP-25	Soil	0.5		X	X						
SS-COMP-26	Soil	0.5		X	X						
SS-COMP-27	Soil	0.5		X	X						
SS-COMP-28	Soil	0.5		X	X						
SS-COMP-29	Soil	0.5		X	X						
SS-COMP-30	Soil	0.5		X	X						
SS-COMP-31	Soil	0.5		X	X						
SS-COMP-32	Soil	0.5		X	X						
SS-COMP-33	Soil	0.5		X	X						
SS-COMP-34	Soil	0.5		X	X						
SS-COMP-35	Soil	0.5		X	X						
SS-COMP-36	Soil	0.5		X	X						
SS-COMP-37	Soil	0.5		X	X						
SS-COMP-38	Soil	0.5		X	X						
SS-COMP-39	Soil	0.5		X	X						
SS-COMP-40	Soil	0.5		X	X						
SS-COMP-41	Soil	0.5		X	X						
SS-COMP-42	Soil	0.5		X	X						
SS-COMP-43	Soil	0.5		X	X						
SS-COMP-44	Soil	0.5		X	X						
SS-COMP-45	Soil	0.5		X	X						
SS-COMP-46	Soil	0.5		X	X						

Notes:
 bgs = below ground surface
 USEPA = United States Environmental Protection Agency
 TPH = Total Petroleum Hydrocarbons
 VOC = Volatile Organic Compound
 ASTM = American Society for Testing and Materials
 N/A = Sample was not analyzed

Table 2. Organochlorine Pesticides in Soil
 870 North Sanderson Avenue
 San Jacinto, California

Sample ID	Approximate Sample Depth (feet bgs)	Sample Date	4,4'-DDD	4,4'-DDE	4,4'-DDT	Endrin aldehyde	All Other OCPs
Analytical Method			USEPA Method 8081A				
Units			µg/Kg				
USEPA Industrial Soil RSLs			9,600	9,300	8,500	NS	Varies
DTSC Commercial/Industrial Soil SL			6,200	9,300	7,100	NS	Varies
SS-COMP-1	0.5	9/1/2021	<5.0	20	<5.0	<5.0	ND
SS-COMP-2	0.5	9/1/2021	<5.0	170	7.3 #,C	<5.0	ND
SS-COMP-3	0.5	9/1/2021	<10	200	<10	<10	ND
SS-COMP-4	0.5	9/1/2021	<10	110	<10	<10	ND
SS-COMP-5	0.5	9/1/2021	<10	<10	<10	<10	ND
SS-COMP-6	0.5	9/1/2021	<10	<10	<10	<10	ND
<i>SS-COMP-6 DUP</i>	<i>0.5</i>	<i>9/1/2021</i>	<i><10</i>	<i><10</i>	<i><10</i>	<i><10</i>	<i>ND</i>
SS-COMP-7	0.5	9/1/2021	<10	100	28	<10	ND
SS-COMP-8	0.5	9/1/2021	<10	150	<10	<10	ND
SS-COMP-9	0.5	9/1/2021	<25	130	<25	<25	ND
SS-COMP-10	0.5	9/1/2021	<5.0	56	<5.0	<5.0	ND
SS-COMP-11	0.5	9/1/2021	<5.0	55	<5.0	<5.0	ND
SS-COMP-12	0.5	9/1/2021	<5.0	36	<5.0	<5.0	ND
SS-COMP-13	0.5	9/1/2021	<5.0	28	<5.0	<5.0	ND
SS-COMP-14	0.5	9/1/2021	<25	61	<25	<25	ND
SS-COMP-15	0.5	9/1/2021	<5.0	42	7.6 #	<5.0	ND
SS-COMP-16	0.5	9/1/2021	<5.0	28	6.5 #	<5.0	ND
SS-COMP-17	0.5	9/1/2021	<5.0	16	<5.0	<5.0	ND
SS-COMP-18	0.5	9/1/2021	<5.0	36	<5.0	<5.0	ND
SS-COMP-19	0.5	9/1/2021	<5.0	31	<5.0	<5.0	ND
<i>SS-COMP-19-DUP</i>	<i>0.5</i>	<i>9/1/2021</i>	<i><5.0</i>	<i>57</i>	<i><5.0</i>	<i><5.0</i>	<i>ND</i>
SS-COMP-20	0.5	9/1/2021	<5.1	75	<5.1	<5.1	ND
SS-COMP-21	0.5	9/1/2021	<4.9	66	12	<4.9	ND
SS-COMP-22	0.5	9/1/2021	<5.1	9.2	<5.1	<5.1	ND
SS-COMP-23	0.5	9/1/2021	<5.1	20	<5.1	<5.1	ND
SS-COMP-24	0.5	9/1/2021	<5.1	40	<5.1	<5.1	ND
SS-COMP-25	0.5	9/1/2021	<5.0	59	5.2	<5.0	ND
SS-COMP-26	0.5	9/2/2021	6.5	83	94	<5.0	ND
SS-COMP-27	0.5	9/2/2021	8.1	100	130	<5.0	ND
<i>SS-COMP-27-DUP</i>	<i>0.5</i>	<i>9/2/2021</i>	<i>8.3</i>	<i>110</i>	<i>120</i>	<i><4.9</i>	<i>ND</i>
SS-COMP-28	0.5	9/2/2021	18	97	240	<5.0	ND
SS-COMP-29	0.5	9/2/2021	<5.0	63	6.8	<5.0	ND
SS-COMP-30	0.5	9/2/2021	<4.9	90	10	<4.9	ND
<i>SS-COMP-30-DUP</i>	<i>0.5</i>	<i>9/2/2021</i>	<i><5.1</i>	<i>80</i>	<i>12</i>	<i><5.1</i>	<i>ND</i>
SS-COMP-31	0.5	9/2/2021	39	91	740	5.6	ND
SS-COMP-32	0.5	9/2/2021	48	81	750	8.2	ND
SS-COMP-33	0.5	9/2/2021	27	120	250	<5.0	ND
SS-COMP-34	0.5	9/2/2021	<5.0	120	11	<5.0	ND
SS-COMP-35	0.5	9/2/2021	7.7	12	50	<5.1	ND
SS-COMP-36	0.5	9/2/2021	22	20 C	120	<5.1	ND
SS-COMP-37	0.5	9/2/2021	15	60	69 #	<5.0	ND
SS-COMP-38	0.5	9/2/2021	<5.0	41	<5.0	<5.0	ND
SS-COMP-39	0.5	9/2/2021	<5.0	<5.0	<5.0	<5.0	ND
SS-COMP-40	0.5	9/2/2021	<5.0	<5.0	<5.0	<5.0	ND
SS-COMP-41	0.5	9/2/2021	<5.0	<5.0	<5.0	<5.0	ND
<i>SS-COMP-41-DUP</i>	<i>0.5</i>	<i>9/2/2021</i>	<i><5.0</i>	<i><5.0</i>	<i><5.0</i>	<i><5.0</i>	<i>ND</i>
SS-COMP-42	0.5	9/2/2021	<5.0	<5.0	<5.0	<5.0	ND
SS-COMP-43	0.5	9/2/2021	<5.0	<5.0	<5.0	<5.0	ND
SS-COMP-44	0.5	9/2/2021	<5.0	<5.0	<5.0	<5.0	ND
SS-COMP-45	0.5	9/2/2021	5.2	<5.0	7.4 #,C	<5.0	ND
SS-COMP-46	0.5	9/2/2021	<5.0	<5.0	<5.0	<5.0	ND

Notes:

- OCPs = organochlorine pesticides
- USEPA = United States Environmental Protection Agency
- µg/kg = micrograms per kilogram
- USEPA RSL = USEPA Regional Screening Levels for Soil, Hazard Quotient (HQ) = 1.0, May 2021.
- DTSC SL = Human Health Risk Assessment (HHRA) Note 3, Department of Toxic Substances Control Screening Levels (DTSC-SLs) for Soil, June 2020.
- bgs = below ground surface
- Only compounds detected in soil above laboratory reporting limits in at least one sample are shown on this table
- <X = not detected above laboratory reporting limits
- Bold** indicates value exceeds laboratory reporting limit
- Italics* indicates duplicate sample
- NS = no screening criteria available
- C = relative percent difference between QC samples exceeds 40%
- # = continuing calibration verification (CCV) drift outside limits; average CCV drift within limits per method requirements

Table 3. Metals in Soil
 870 North Sanderson Avenue
 San Jacinto, California

Sample ID	Approximate Sample Depth (feet bgs)	Sample Date	Arsenic	Lead	Antimony	Barium	Beryllium	Calcium	Chromium	Cobalt	Copper	Molybdenum	Nickel	Selenium	Silver	Thallium	Vanadium	Zinc	Mercury
Analytical Method			USEPA Method 6010B																
Units			mg/kg																
Typical range for California Soil ¹			12*	14.3-107.9	0.15-1.95	133-1,400	0.25-2.70	0.05-1.7	23-1,579	2.7-46.9	9.1-96.4	0.1-9.6	9-509	NS	NS	NS	39-288	88-236	0.10-0.90
USEPA RSL - Industrial Soil			3.0	800	470	220,000	2,300	980	NS	350	47,000	5,800	22,000	64,000	64,000	64,000	5,800	350,000	46
DTSC Commercial/Industrial Soil SL			0.36	320*	NS	NS	230	780	NS	NS	NS	NS	11,000	NS	NS	NS	NS	NS	4.4*
Operations Samples																			
SV-1-5	5	9/7/2021	<1.1	3.6	<3.3	140	<0.54	<0.54	7.4	4.1	8.1	<1.1	4.2	<3.3	<0.54	<3.3	23	56	<0.16
SV-1-10	10	9/7/2021	<0.9	3.4	<2.6	180	<0.43	<0.43	6.9	4.3	5.3	<0.87	3.2	<2.6	<0.43	<2.6	24	44	<0.16
SV-1-15	15	9/7/2021	1.1	2.7	<3.3	130	<0.54	<0.54	8.6	4.1	6.3	<1.1	4.4	<3.3	<0.54	<3.3	25	44	<0.16
SV-1-20	20	9/7/2021	<0.9	2.2	<2.8	350	<0.47	<0.47	9.8	5.5	5.5	<0.94	5.2	<2.8	<0.47	<2.8	29	49	<0.16
SV-2-5	5	9/7/2021	1.2	3.2	<2.8	220	0.53	<0.46	11	6.2	7.0	<0.93	5.5	<2.8	<0.46	<2.8	33	64	<0.14
SV-2-10	10	9/7/2021	<1.0	3.8	<3.1	230	0.67	<0.51	11	6.8	8.0	<1.0	5.8	<3.1	<0.51	<3.1	38	74	<0.15
SV-2-15	15	9/7/2021	<1.0	2.2	<3.1	160	<0.51	<0.51	7.8	4.2	5.2	<1.0	4.0	<3.1	<0.51	<3.1	19	39	<0.16
SV-2-20	20	9/7/2021	1.4	2.4	<2.9	200	<0.49	<0.49	7.7	4.3	5.9	<1.0	4.4	<2.9	<0.49	<2.9	23	44	<0.15
SV-3-5	5	9/7/2021	1.5	2.5	<2.8	190	<0.46	<0.46	7.9	5.1	4.8	1.1	4.5	<2.8	<0.46	<2.8	28	53	<0.14
SV-4-5	5	9/7/2021	2.0	4.4	<2.8	150	<0.46	<0.46	7.7	5.1	5.8	<0.92	4.2	<2.8	<0.46	<2.8	33	54	<0.16
Pond Samples (Blue)																			
SV-5-0.5	0.5	9/7/2021	<1.0	4.4	<3.1	280	0.73	<0.52	12	8.0	8.2	<1.0	6.5	<3.1	<0.52	<3.1	48	94	<0.15
SV-5-5	5	9/7/2021	3.9	5.2	<2.9	330	0.75	<0.49	13	9.0	9.0	<1.0	7.1	<2.9	<0.49	<2.9	54	99	<0.16
Corral Samples (Green)																			
SS-COMP-1	0.5	9/1/2021	1.2	5.2	--	--	--	--	--	--	--	--	--	--	--	--	--	--	--
SS-COMP-2	0.5	9/1/2021	1.2	4.6	--	--	--	--	--	--	--	--	--	--	--	--	--	--	--
SS-COMP-3	0.5	9/1/2021	1.4	4.8	--	--	--	--	--	--	--	--	--	--	--	--	--	--	--
SS-COMP-4	0.5	9/1/2021	1.3	5.1	--	--	--	--	--	--	--	--	--	--	--	--	--	--	--
SS-COMP-5	0.5	9/1/2021	1.3	4.4	--	--	--	--	--	--	--	--	--	--	--	--	--	--	--
SS-COMP-6	0.5	9/1/2021	1.4	4.6	--	--	--	--	--	--	--	--	--	--	--	--	--	--	--
SS-COMP-6-DUP	0.5	9/1/2021	1.5	4.5	--	--	--	--	--	--	--	--	--	--	--	--	--	--	--
SS-COMP-7	0.5	9/1/2021	1.3	3.8	--	--	--	--	--	--	--	--	--	--	--	--	--	--	--
SS-COMP-8	0.5	9/1/2021	1.5	10	--	--	--	--	--	--	--	--	--	--	--	--	--	--	--
SS-COMP-9	0.5	9/1/2021	1.4	4.2	<3.1	170	<0.52	<0.52	10	5.2	31	<1.0	5.8	<3.1	<0.5	<3.1	31	91	<0.16
SS-COMP-10	0.5	9/1/2021	1.4	3.8	--	--	--	--	--	--	--	--	--	--	--	--	--	--	--
SS-COMP-11	0.5	9/1/2021	1.5	3.1	--	--	--	--	--	--	--	--	--	--	--	--	--	--	--
SS-COMP-12	0.5	9/1/2021	1.4	4.0	--	--	--	--	--	--	--	--	--	--	--	--	--	--	--
SS-COMP-13	0.5	9/1/2021	1.5	4.1	--	--	--	--	--	--	--	--	--	--	--	--	--	--	--
SS-COMP-14	0.5	9/1/2021	1.4	3.8	--	--	--	--	--	--	--	--	--	--	--	--	--	--	--
SS-COMP-15	0.5	9/1/2021	<0.94	2.8	--	--	--	--	--	--	--	--	--	--	--	--	--	--	--
SS-COMP-16	0.5	9/1/2021	<1.0	2.6	--	--	--	--	--	--	--	--	--	--	--	--	--	--	--
SS-COMP-17	0.5	9/1/2021	<0.93	3.1	--	--	--	--	--	--	--	--	--	--	--	--	--	--	--
SS-COMP-18	0.5	9/1/2021	<0.94	3.4	--	--	--	--	--	--	--	--	--	--	--	--	--	--	--
SS-COMP-19	0.5	9/1/2021	<1.1	3.7	--	--	--	--	--	--	--	--	--	--	--	--	--	--	--
SS-COMP-19-DUP	0.5	9/1/2021	1.2	4.3	--	--	--	--	--	--	--	--	--	--	--	--	--	--	--
SS-COMP-20	0.5	9/1/2021	1.9	4.7	--	--	--	--	--	--	--	--	--	--	--	--	--	--	--
SS-COMP-21	0.5	9/1/2021	1.1	3.3	--	--	--	--	--	--	--	--	--	--	--	--	--	--	--
SS-COMP-22	0.5	9/1/2021	1.5	2.9	--	--	--	--	--	--	--	--	--	--	--	--	--	--	--
SS-COMP-23	0.5	9/1/2021	1.0	3.0	--	--	--	--	--	--	--	--	--	--	--	--	--	--	--
SS-COMP-24	0.5	9/1/2021	1.2	4.1	--	--	--	--	--	--	--	--	--	--	--	--	--	--	--
SS-COMP-25	0.5	9/1/2021	1.2	4.5	--	--	--	--	--	--	--	--	--	--	--	--	--	--	--
SS-COMP-26	0.5	9/2/2021	1.4	3.7	<3.1	200	<0.52	<0.52	10	5.8	37	<1.0	5.9	<3.1	<0.52	<3.1	34	89	<0.16
SS-COMP-27	0.5	9/2/2021	1.3	3.8	--	--	--	--	--	--	--	--	--	--	--	--	--	--	--
SS-COMP-27-DUP	0.5	9/2/2021	1.5	3.6	--	--	--	--	--	--	--	--	--	--	--	--	--	--	--
SS-COMP-28	0.5	9/2/2021	9.3	5.2	--	--	--	--	--	--	--	--	--	--	--	--	--	--	--
SS-COMP-29	0.5	9/2/2021	1.1	4.1	--	--	--	--	--	--	--	--	--	--	--	--	--	--	--
SS-COMP-30	0.5	9/2/2021	1.2	4.2	--	--	--	--	--	--	--	--	--	--	--	--	--	--	--
SS-COMP-30-DUP	0.5	9/2/2021	1.4	4.2	--	--	--	--	--	--	--	--	--	--	--	--	--	--	--
SS-COMP-31	0.5	9/2/2021	1.5	4.1	--	--	--	--	--	--	--	--	--	--	--	--	--	--	--
SS-COMP-32	0.5	9/2/2021	2.4	4.6	--	--	--	--	--	--	--	--	--	--	--	--	--	--	--
SS-COMP-33	0.5	9/2/2021	1.3	4.6	--	--	--	--	--	--	--	--	--	--	--	--	--	--	--
SS-COMP-34	0.5	9/2/2021	1.0	3.8	--	--	--	--	--	--	--	--	--	--	--	--	--	--	--
SS-COMP-35	0.5	9/2/2021	1.7	3.6	--	--	--	--	--	--	--	--	--	--	--	--	--	--	--
SS-COMP-36	0.5	9/2/2021	1.7	3.9	--	--	--	--	--	--	--	--	--	--	--	--	--	--	--
SS-COMP-37	0.5	9/2/2021	1.9	16	--	--	--	--	--	--	--	--	--	--	--	--	--	--	--
SS-COMP-38	0.5	9/2/2021	1.5	3.9	--	--	--	--	--	--	--	--	--	--	--	--	--	--	--
SS-COMP-39	0.5	9/2/2021	1.5	4.3	--	--	--	--	--	--	--	--	--	--	--	--	--	--	--
SS-COMP-40	0.5	9/2/2021	2.2	4.5	--	--	--	--	--	--	--	--	--	--	--	--	--	--	--
SS-COMP-41	0.5	9/2/2021	2.0	4.2	--	--	--	--	--	--	--	--	--	--	--	--	--	--	--
SS-COMP-41-DUP	0.5	9/2/2021	1.5	4.0	--	--	--	--	--	--	--	--	--	--	--	--	--	--	--
SS-COMP-42	0.5	9/2/2021	2.1	3.7	<3.0	220	0.6	<0.5	12	6.7	14	<1.0	6.7	<3.0	<0.5	<3.0	39	96	<0.14
SS-COMP-43	0.5	9/2/2021	1.2	3.8	--	--	--	--	--	--	--	--	--	--	--	--	--	--	--
SS-COMP-44	0.5	9/2/2021	1.7	4.6	--	--	--	--	--	--	--	--	--	--	--	--	--	--	--
SS-COMP-45	0.5	9/2/2021	1.2	3.9	--	--	--	--	--	--	--	--	--	--	--	--	--	--	--
SS-COMP-46	0.5	9/2/2021	2.0	3.6	--	--	--	--	--	--	--	--	--	--	--	--	--	--	--

Notes:
¹ Bradford, G.R., Chang, A.C., Page, A.L., Bakhtar, D., Frampton, J.A., and Wright, H., 1996. Background of Trace and Major Elements in California Soils, Kearney Foundation of Soil Sciences Special Report, Division of Agriculture and Natural Resources, University of California
² Upper-bound background concentrations from Chernoff, G., Bosan, W., and Outiz, D., DTSC. Determination of a Southern California Regional Background Arsenic Concentration in Soil.
 USEPA = United States Environmental Protection Agency
 USEPA RSL = USEPA Regional Screening Level for industrial soil, dated May 2021
 DTSC SL = Department of Toxic Substances Control Human and Ecological Risk Office (HERO) Human Health Risk Assessment (HHRA) Note 3 Screening Level for industrial/commercial soil, dated June 2020
 * SL is for Lead and Compounds
 mg/kg = milligrams per kilogram
 bgs = below ground surface
 <X = not detected above laboratory reporting limits
 Bold indicates value exceeds laboratory reporting limit
 Italics indicates duplicate sample
 Yellow = Concentration exceeds DTSC SL but does not exceed USEPA RSL
 Orange = Concentration exceeds USEPA RSL
 NS = no screening criteria available

Table 4. Total Petroleum Hydrocarbons in Soil
 870 North Sanderson Avenue
 San Jacinto, California

Sample ID	Approximate Sample Depth (feet bgs)	Sample Date	TPH (C6-C12)	TPH (C13-C22)	TPH (C23-C44)
Analytical Method			USEPA Method 8015B (M)		
Units			mg/kg		
SSL for TPH			500	1,000	10,000
SV-1-5	5	9/7/2021	<10	<10	<10
SV-1-10	10	9/7/2021	<10	<10	<10
SV-1-15	15	9/7/2021	<10	<10	<10
SV-1-20	20	9/7/2021	<10	<10	<10
SV-2-5	5	9/7/2021	<10	<10	<10
SV-2-10	10	9/7/2021	<10	<10	<10
SV-2-15	15	9/7/2021	<10	<10	<10
SV-2-20	20	9/7/2021	<10	<10	<10
SV-3-5	5	9/7/2021	<10	<10	<10
SV-4-5	5	9/7/2021	<10	<10	<10
SV-5-0.5	0.5	9/7/2021	<10	<10	<10

Notes:

USEPA = United States Environmental Protection Agency

SSL for TPH = Maximum Soil Screening Levels for Total Petroleum Hydrocarbons above Drinking Water Aquifers (20-150 feet above groundwater), California Regional Water Quality Control Board Remediation Guidances for Petroleum and VOC Impacted Sites, May 1996

mg/kg = milligrams per kilogram

bgs = below ground surface

Only compounds detected in soil above laboratory reporting limits in at least one sample are shown.

<X = not detected above laboratory reporting limits

Bold indicates value exceeds laboratory reporting limit

Italics indicates duplicate sample

NS = No screening criteria established

Table 5. Volatile Organic Compounds in Soil

870 North Sanderson Avenue
San Jacinto, California

Sample ID	Approximate Sample Depth (feet bgs)	Sample Date	Methylene Chloride	tert-Butyl Alcohol (TBA)	All Other VOCs
Analytical Method			USEPA Method 8260B		
Units			µg/kg		
DTSC Commercial/Industrial Soil SL			26,000	NS	Varies
USEPA Industrial Soil RSLs			1,000,000	NS	Varies
Operations Samples					
SV-1-5	5	9/7/2021	<5.2	<10	ND
SV-1-10	10	9/7/2021	6.1	<10	ND
SV-1-15	15	9/7/2021	<4.5	<9.1	ND
SV-1-20	20	9/7/2021	<4.3	13	ND
SV-2-5	5	9/7/2021	<5.1	<10	ND
SV-2-10	10	9/7/2021	<5.0	<10	ND
SV-2-15	15	9/7/2021	<4.8	<9.6	ND
SV-2-20	20	9/7/2021	<7.6	23	ND
SV-3-5	5	9/7/2021	6.9	<10	ND
SV-4-5	5	9/7/2021	5.8	<10	ND
Pond Samples (Blue)					
SV-5-0.5	0.5	9/7/2021	8.1	<13	ND
SV-5-5	5	9/7/2021	8.1	<12	ND

Notes:

USEPA = United States Environmental Protection Agency
 USEPA RSL = USEPA Regional Screening Level for industrial soil, updated May 2021.
 DTSC SL = Department of Toxic Substances Control Human and Ecological Risk Office (HERO) Human Health Risk Assessment (HHRA) Note 3 Screening Level for industrial/commercial soil, dated June 2020.
 µg/kg = micrograms per kilogram
 bgs = below ground surface
 Only compounds detected in soil above laboratory reporting limits in at least one sample are shown on this table
 <X = not detected above laboratory reporting limits
Bold indicates value exceeds laboratory reporting limit
Italics indicates duplicate sample
 NS = no screening criteria available

Table 6. Volatile Organic Compounds in Soil Vapor
870 North Sanderson Avenue
San Jacinto, California

Sample ID	Sample Depth (feet bgs)	Sample Date	1,2,4-Trimethylbenzene	2-Butanone	4-Methyl-2-Pentanone	Acetone	Benzene	Carbon Disulfide	Chloroform	Chloromethane	cis-1,2-Dichloroethene	Freon 12	Isopropanol (IPA)	Methylene Chloride	n-Hexane	Tetrachloroethene	Toluene	trans-1,2-Dichloroethene	Trichloroethene
			Analytical Method																
Units			USEPA Method TO-15 and USEPA Method 8260B																
USEPA Industrial Soil Vapor RSL ¹			1,500	733,333	NS	4,666,667	53	103,333	18	13,000	1,200	14,667	29,333	40,000	103,333	1,567	733,333	1,200	100
DTSC Commercial/Industrial Soil Vapor SL ¹			NS	NS	NS	NS	14	NS	NS	NS	1,167	NS	NS	400	NS	67	43,333	11,667	267
SV-1-5	5	9/10/2021	<1.7	<5.0	<1.4	20	1.5	1.7	<1.7	<0.7	<1.3	2.5	8.6	2.8	<1.2	14	<1.3	<1.3	9.2
SV-1-15	15	9/10/2021	2.0	8.0	6.3	28	4.4	17	<1.7	<0.7	<1.3	2.6	12	1.3	15	19	5.4	<1.3	110
SV-2-5	5	9/10/2021	<1.7	6.7	2.7	30	3.9	4.5	2.2	<0.7	3.0	2.6	10	16	8.2	5.2	3.4	1.7	23
SV-2-15	15	9/10/2021	5.9	9.0	4.0	35	6.4	28	<1.8	1.5	<1.4	2.7	9.0	4.5	31	<2.4	4.7	<1.4	5.0
SV-3-5	5	9/10/2021	<1.8	10	<1.5	45	2.4	4.8	2.0	4.3	<1.4	2.6	15	3.3	6.8	22	4.4	<1.4	210
SV-4-5	5	9/10/2021	<1.7	<5.0	<1.4	22	1.5	1.8	<1.7	<0.7	<1.3	2.5	9.3	6.8	3.0	4.5	1.8	<1.3	<1.8
SV-4-5-DUP	5	9/10/2021	<1.6	<4.7	<1.3	15	1.3	1.7	1.6	<0.7	<1.3	2.5	4.3	<1.1	2.4	<2.2	1.2	<1.3	<1.7
SV-5-5	5	9/11/2021	<1.6	6.1	1.7	35	1.8	3.4	2.0	1.2	<1.3	2.6	5.6	8.0	41.0	<2.2	2.0	<1.3	<1.7
SV-1A-25	25	10/11/2021	<1,000	<1,000	<1,000	<1,000	<3	--	<4	<1,000	<200	--	--	<30	--	<10	<1,000	<1,000	<10
SV-3A-15	15	10/11/2021	<1,000	<1,000	<1,000	<1,000	<3	--	<4	<1,000	<200	--	--	<30	--	<10	<1,000	<1,000	<10
SV-3A-25	25	10/11/2021	<1,000	<1,000	<1,000	<1,000	<3	--	<4	<1,000	<200	--	--	<30	--	<10	<1,000	<1,000	<10
SV-11-5	5	10/11/2021	<1,000	<1,000	<1,000	<1,000	<3	--	<4	<1,000	<200	--	--	<30	--	16	<1,000	<1,000	<10
SV-11-15	15	10/11/2021	<1,000	<1,000	<1,000	<1,000	<3	--	<4	<1,000	<200	--	--	<30	--	<10	<1,000	<1,000	<10
SV-11-25	25	10/11/2021	<1,000	<1,000	<1,000	<1,000	<3	--	<4	<1,000	<200	--	--	<30	--	<10	<1,000	<1,000	<10
SV-11-25 DUP	25	10/11/2021	<1,000	<1,000	<1,000	<1,000	<3	--	<4	<1,000	<200	--	--	<30	--	<10	<1,000	<1,000	<10
SV-12-5	5	10/11/2021	<1,000	<1,000	<1,000	<1,000	<3	--	<4	<1,000	<200	--	--	<30	--	<10	<1,000	<1,000	<10
SV-12-15	15	10/11/2021	<1,000	<1,000	<1,000	<1,000	<3	--	<4	<1,000	<200	--	--	<30	--	<10	<1,000	<1,000	<10
SV-12-25	25	10/11/2021	<1,000	<1,000	<1,000	<1,000	<3	--	<4	<1,000	<200	--	--	<30	--	<10	<1,000	<1,000	<10
SV-13-5	5	10/11/2021	<1,000	<1,000	<1,000	<1,000	<3	--	<4	<1,000	<200	--	--	<30	--	<10	<1,000	<1,000	<10
SV-13-15	15	10/11/2021	<1,000	<1,000	<1,000	<1,000	<3	--	<4	<1,000	<200	--	--	<30	--	<10	<1,000	<1,000	<10
SV-13-25	25	10/11/2021	<1,000	<1,000	<1,000	<1,000	5	--	<4	<1,000	<200	--	--	<30	--	<10	<1,000	<1,000	<10
SV-14-5	5	10/11/2021	<1,000	<1,000	<1,000	<1,000	<3	--	17	<1,000	<200	--	--	<30	--	<10	<1,000	<1,000	<10
SV-14-15	15	10/11/2021	<1,000	<1,000	<1,000	<1,000	<3	--	13	<1,000	<200	--	--	<30	--	<10	<1,000	<1,000	<10
SV-14-25	25	10/11/2021	<1,000	<1,000	<1,000	<1,000	<3	--	<4	<1,000	<200	--	--	<30	--	<10	<1,000	<1,000	<10
SV-14-25 DUP	25	10/11/2021	<1,000	<1,000	<1,000	<1,000	<3	--	<4	<1,000	<200	--	--	<30	--	<10	<1,000	<1,000	<10
SV-15-5	5	10/11/2021	<1,000	<1,000	<1,000	<1,000	<3	--	<4	<1,000	<200	--	--	<30	--	<10	<1,000	<1,000	<10
SV-15-15	15	10/11/2021	<1,000	<1,000	<1,000	<1,000	<3	--	<4	<1,000	<200	--	--	<30	--	<10	<1,000	<1,000	<10
SV-15-25	25	10/11/2021	<1,000	<1,000	<1,000	<1,000	<3	--	<4	<1,000	<200	--	--	<30	--	<10	<1,000	<1,000	<10

Notes:
¹ Soil Gas Screening Levels (SGSLs) were calculated by applying an attenuation factor of 0.03 to the DTSC SLs or USEPA RSLs, per the DTSC Draft Supplemental Guidance, dated February 2020
 USEPA = United States Environmental Protection Agency
 USEPA RSL = USEPA Regional Screening Level for industrial air, dated May 2021
 DTSC SL = Department of Toxic Substances Control Human and Ecological Risk Office (HERO) Human Health Risk Assessment (HHRA) Note 3 Screening Level for industrial/commercial air, dated June 2020; and DTSC HERO HHRA Note 5 Trichloroethene Indoor Air Response Action Levels for Commercial/Industrial (8-hour workday), dated August 23, 2014
 µg/m³ = micrograms per cubic meter
 Only compounds detected in soil vapor above laboratory reporting limits in at least one sample are shown on this table
 <X = not detected above laboratory reporting limits
Bold indicates value exceeds laboratory reporting limit
Italics indicates duplicate sample
 Orange = Concentration exceeds USEPA RSL
 NS = no screening criteria available

Table 7. Methane in Soil Vapor
 870 North Sanderson Avenue
 San Jacinto, CA

Sample ID	Sample Depth (feet bgs)	Sample Date	Methane
Analytical Method			ASTM D-1946
DTSC Cautionary Value for Methane			1,000
DTSC Response Value for Methane			5,000
Units			ppmv
SV-5-5	5	9/10/2021	3.7
SV-6-5	5	9/10/2021	2.7
SV-7-5	5	9/10/2021	2.6
SV-8-5	5	9/10/2021	2.8
SV-9-5	5	9/10/2021	2.3
SV-10-5	5	9/10/2021	2.4

Notes:

ASTM = American Society for Testing Materials

ppmv = parts per million by volume

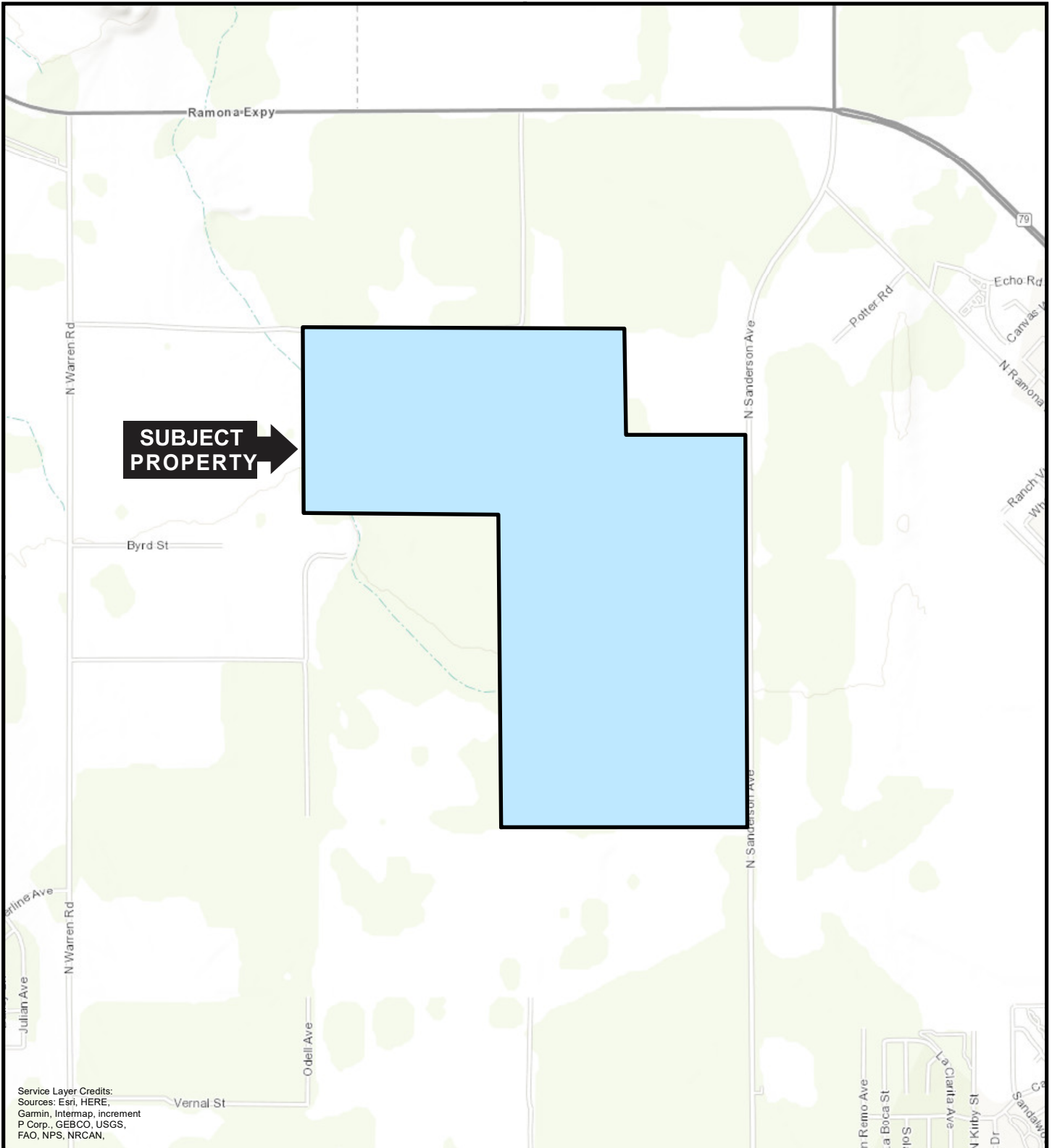
Bold indicates analyte detected above method reporting limits

DTSC Cautionary and Response Values = DTSC Advisory on Methane Assessment and Common Remedies at School Sites, dated June 16, 2005.

Phase II Subsurface Investigation Letter Report
North Sanderson Avenue, San Jacinto, California

FIGURES

1. Site Location Map
2. Site Plan
3. Soil Vapor VOC Sampling Locations



Service Layer Credits:
 Sources: Esri, HERE,
 Garmin, Intermap, increment
 P Corp., GEBCO, USGS,
 FAO, NPS, NRCAN.

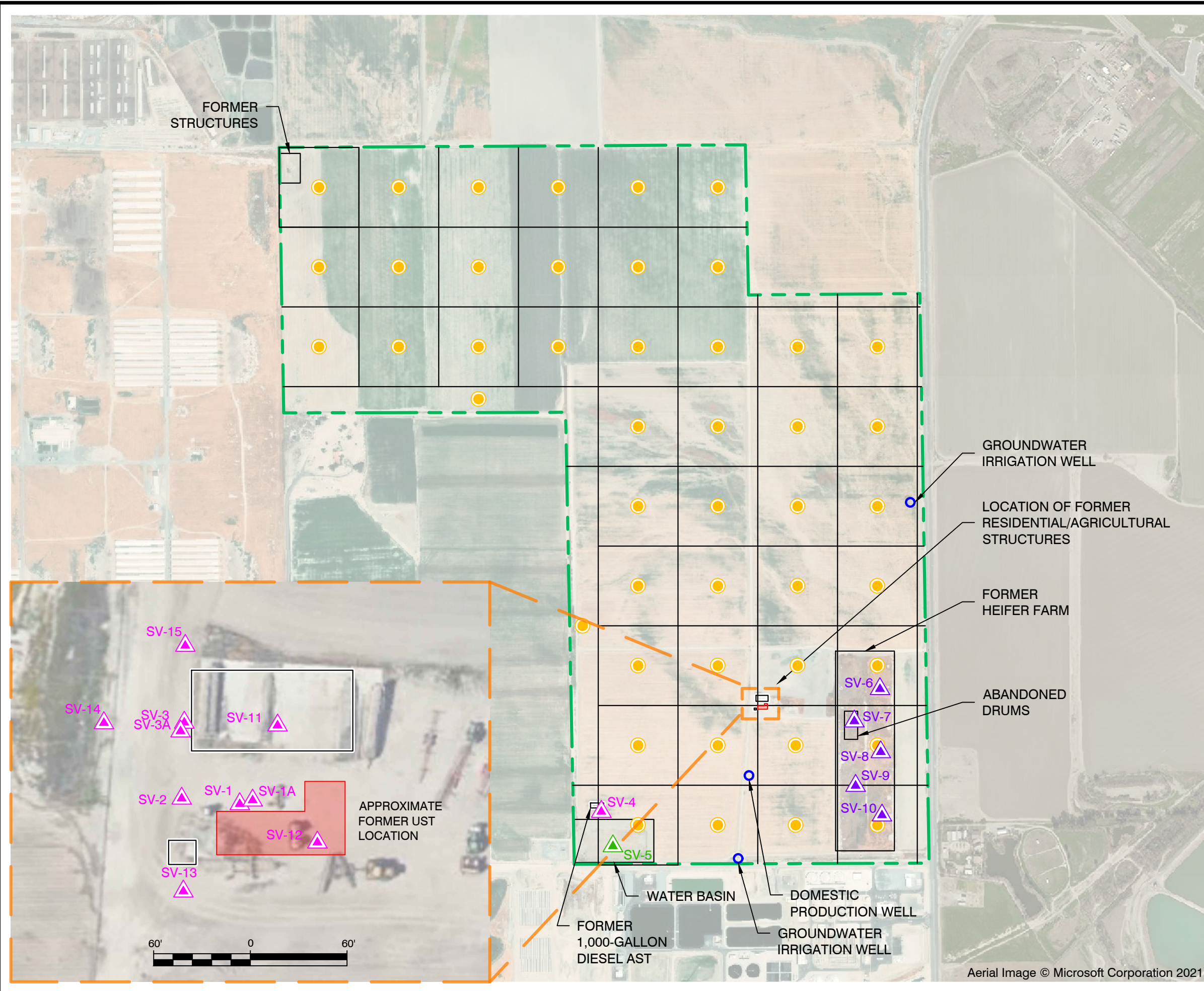
S:\OFFICE ADMIN\REFERENCE LIBRARY\CM\FIGURE 1 - SAN JACINTO.MXD

QUADRANGLE LOCATION



Title:		
SITE LOCATION MAP		
870 North Sanderson Avenue San Jacinto, Riverside County, California		
Prepared for:		
SHEA PROPERTIES LLC		
ROUX	Compiled by: C.M.	Date: 08/04/21
	Prepared by: C.M.	Scale: AS SHOWN
	Project Mgr: R.Q.	Project: 2217.0025L
		FIGURE 1

\\SRV\ACAPP\1\LA_SHARED\Clients\2217.0025\LA_SHEA SAN JACINTO\10CAD\006_2217.0025_SITE PLAN.DWG


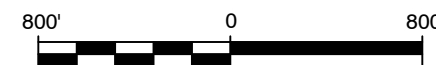


LEGEND

- APPROXIMATE SITE BOUNDARY
- APPROXIMATE WATER WELL LOCATION
- ▲ OPERATIONS SAMPLES
- ▲ POND SAMPLE
- AGRICULTURAL SOIL COMPOSITE SAMPLES
- ▲ CORRAL SAMPLES

NOTES

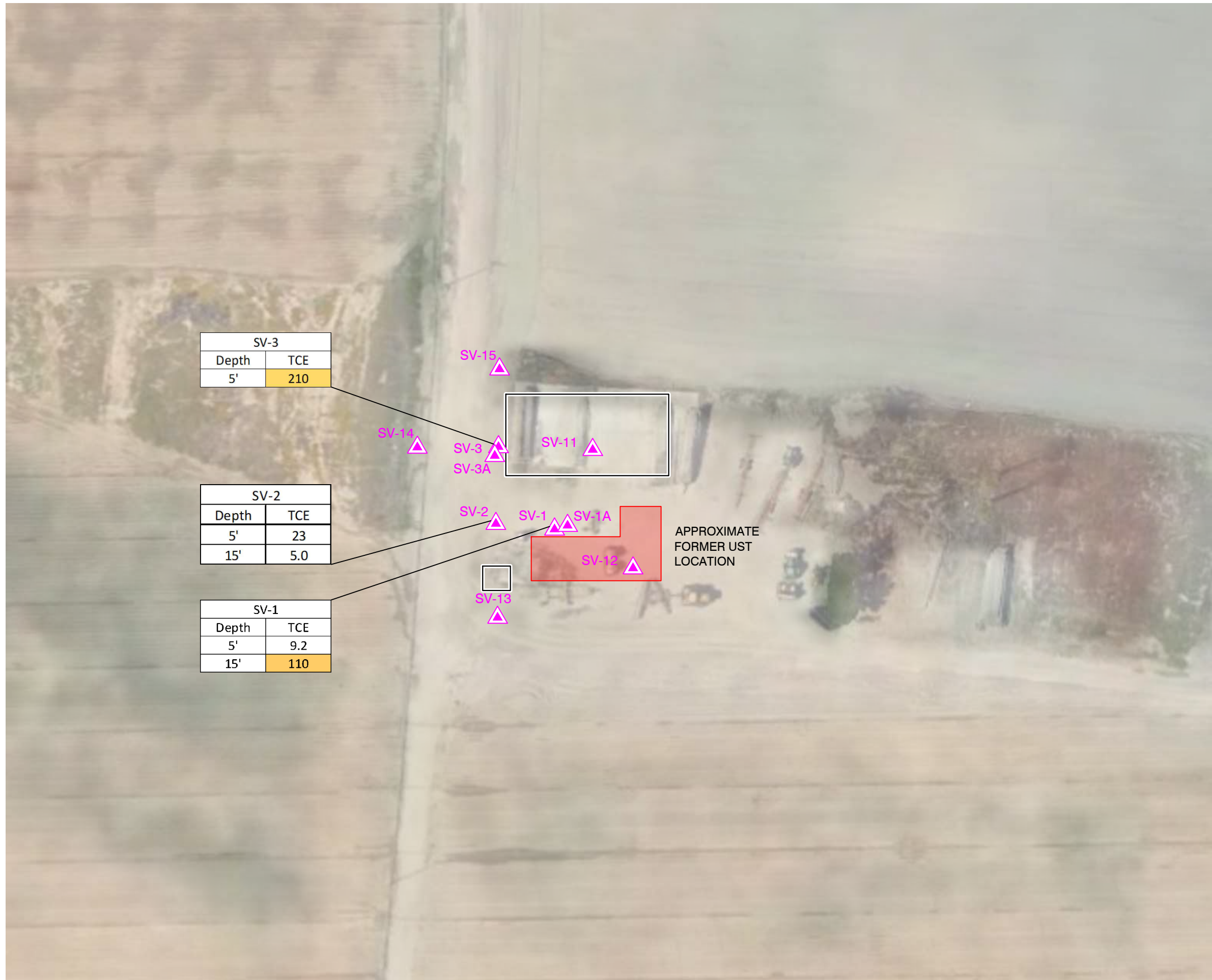
- 1) SAMPLES IN AREA OF FORMER RESIDENTIAL/AGRICULTURAL STRUCTURES SHOWN ONLY IN INSET.



Title:			
SITE PLAN			
870 NORTH SANDERSON AVENUE SAN JACINTO, CALIFORNIA			
Prepared for:			
SHEA PROPERTIES			
ROUX	Compiled by: A.MOK	Date: 18 OCT 2021	FIGURE 2
	Prepared by: A.F.	Scale: AS SHOWN	
	Project Mgr: R.Q.	Project: 2217.0025L	
	File: 006_2217.0025_SITE PLAN.DWG		

Aerial Image © Microsoft Corporation 2021

\\SRV\ACAPP\1\LA_SHARED\Clients\2217.0025L SHEA SAN JACINTO\MHE110CAD\007_2217.0025_TCE CONCENTRATIONS.DWG



SV-3	
Depth	TCE
5'	210

SV-2	
Depth	TCE
5'	23
15'	5.0

SV-1	
Depth	TCE
5'	9.2
15'	110

LEGEND

▲ OPERATIONS SAMPLES

NOTES

- 1) TCE = TRICHLOROETHENE
- 2) BOLD INDICATES VALUE EXCEEDS LABORATORY REPORTING LIMIT.
- 3) ALL UNITS ARE IN MICROGRAMS PER CUBIC METER ($\mu\text{g}/\text{m}^3$).
- 4) **ORANGE HIGHLIGHT** INDICATES VALUE EXCEEDS UNITED STATES ENVIRONMENTAL PROTECTION AGENCY REGIONAL SCREENING LEVEL FOR INDUSTRIAL SOIL VAPOR.



Title:			
SOIL VAPOR VOC SAMPLING LOCATIONS			
870 NORTH SANDERSON AVENUE SAN JACINTO, CALIFORNIA			
Prepared for:			
SHEA PROPERTIES			
	Compiled by: A.MOK	Date: 18 OCT 2021	FIGURE 3
	Prepared by: A.F.	Scale: AS SHOWN	
	Project Mgr: R.Q.	Project: 2217.0025L	
	File: 007_2217.0025_TCE CONCENTRATIONS.DWG		

Phase II Subsurface Investigation Letter Report
North Sanderson Avenue, San Jacinto, California

ATTACHMENT A

Laboratory Analytical Reports



ENTHALPY
ANALYTICAL

Enthalpy Analytical
931 West Barkley Ave
Orange, CA 92868
(714) 771-6900

enthalpy.com

Lab Job Number: 450050
Report Level: II
Report Date: 09/10/2021

Analytical Report *prepared for:*

Rocio Quinones
Roux Associates, Inc.
5150 E. Pacific Coast Hwy.
Suite 450
Long Beach, CA 90804

Location: Shea San Jacinto - 870 N. Sanderson Ave., San Jacinto, CA

Authorized for release by:

Ranjit K Clarke, Project Manager
(714) 771-9906
Ranjit.Clarke@enthalpy.com

This data package has been reviewed for technical correctness and completeness. Release of this data has been authorized by the Laboratory Manager or the Manager's designee, as verified by the above signature which applies to this PDF file as well as any associated electronic data deliverable files. The results contained in this report meet all requirements of NELAP and pertain only to those samples which were submitted for analysis. This report may be reproduced only in its entirety.

CA ELAP# 1338, NELAP# 4038, SCAQMD LAP# 18LA0518, LACSD ID# 10105, CDC ELITE
Member

Sample Summary

Rocio Quinones Roux Associates, Inc. 5150 E. Pacific Coast Hwy. Suite 450 Long Beach, CA 90804	Lab Job #: Location: Date Received:	450050 Shea San Jacinto - 870 N. Sanderson Ave., San Jacinto, CA 09/02/21
--	---	--

Sample ID	Lab ID	Collected	Matrix
SS-COMP-1	450050-001	09/01/21 08:42	Soil
SS-COMP-2	450050-002	09/01/21 09:08	Soil
SS-COMP-3	450050-003	09/01/21 09:30	Soil
SS-COMP-4	450050-004	09/01/21 09:46	Soil
SS-COMP-5	450050-005	09/01/21 10:03	Soil
SS-COMP-6	450050-006	09/01/21 10:23	Soil
SS-COMP-6 DUP	450050-007	09/01/21 10:23	Soil
SS-COMP-7	450050-008	09/01/21 12:15	Soil
SS-COMP-8	450050-009	09/01/21 11:58	Soil
SS-COMP-9	450050-010	09/01/21 11:38	Soil
SS-COMP-10	450050-011	09/01/21 11:20	Soil
SS-COMP-11	450050-012	09/01/21 11:04	Soil
SS-COMP-12	450050-013	09/01/21 10:50	Soil
SS-COMP-13	450050-014	09/01/21 17:09	Soil
SS-COMP-14	450050-015	09/01/21 16:50	Soil
SS-COMP-15	450050-016	09/01/21 16:21	Soil
SS-COMP-16	450050-017	09/01/21 16:04	Soil
SS-COMP-17	450050-018	09/01/21 15:50	Soil
SS-COMP-18	450050-019	09/01/21 15:35	Soil
SS-COMP-19	450050-020	09/01/21 15:11	Soil
SS-COMP-19-DUP	450050-021	09/01/21 15:11	Soil
SS-COMP-20	450050-022	09/01/21 14:45	Soil
SS-COMP-21	450050-023	09/01/21 17:27	Soil
SS-COMP-22	450050-024	09/01/21 17:41	Soil
SS-COMP-23	450050-025	09/01/21 17:57	Soil
SS-COMP-24	450050-026	09/01/21 18:12	Soil
SS-COMP-25	450050-027	09/01/21 18:31	Soil
SS-COMP-26	450050-028	09/02/21 09:27	Soil

Sample Summary

Rocio Quinones	Lab Job #:	450050
Roux Associates, Inc.	Location:	Shea San Jacinto - 870 N. Sanderson
5150 E. Pacific Coast Hwy.		Ave., San Jacinto, CA
Suite 450	Date Received:	09/02/21
Long Beach, CA 90804		

Sample ID	Lab ID	Collected	Matrix
SS-COMP-27	450050-029	09/02/21 08:32	Soil
SS-COMP-27-DUP	450050-030	09/02/21 08:32	Soil
SS-COMP-28	450050-031	09/02/21 08:14	Soil
SS-COMP-29	450050-032	09/02/21 07:52	Soil
SS-COMP-30	450050-033	09/02/21 07:32	Soil
SS-COMP-30-DUP	450050-034	09/02/21 07:32	Soil
SS-COMP-31	450050-035	09/02/21 09:44	Soil
SS-COMP-32	450050-036	09/02/21 10:04	Soil
SS-COMP-33	450050-037	09/02/21 10:24	Soil
SS-COMP-34	450050-038	09/02/21 10:43	Soil
SS-COMP-35	450050-039	09/02/21 12:04	Soil
SS-COMP-36	450050-040	09/02/21 11:45	Soil
SS-COMP-37	450050-041	09/02/21 11:26	Soil
SS-COMP-38	450050-042	09/02/21 11:04	Soil
SS-COMP-39	450050-043	09/02/21 13:10	Soil
SS-COMP-40	450050-044	09/02/21 13:27	Soil
SS-COMP-41	450050-045	09/02/21 13:45	Soil
SS-COMP-41-DUP	450050-046	09/02/21 13:45	Soil
SS-COMP-42	450050-047	09/02/21 14:08	Soil
SS-COMP-43	450050-048	09/02/21 14:30	Soil
SS-COMP-44	450050-049	09/02/21 14:50	Soil
SS-COMP-45	450050-050	09/02/21 15:11	Soil
SS-COMP-46	450050-051	09/02/21 15:31	Soil

Case Narrative

Roux Associates, Inc.	Lab Job 450050
5150 E. Pacific Coast	Number:
Hwy.	Location: Shea San Jacinto - 870 N. Sanderson Ave., San
Suite 450	Jacinto, CA
Long Beach, CA 90804	Date Received: 09/02/21
Rocio Quinones	

This data package contains sample and QC results for fifty one soil samples, requested for the above referenced project on 09/02/21. The samples were received cold and intact.

Pesticides (EPA 8081A):

Low recoveries were observed for endrin aldehyde and endrin ketone in the MS/MSD for batch 273570; the parent sample was not a project sample, and the LCS was within limits. High recoveries were observed for a number of analytes; the LCS was within limits. High RPD was observed for aldrin, endosulfan sulfate, and endrin; these analytes were not detected at or above the RL in the associated sample. High RPD was observed for methoxychlor in the MS/MSD of SS-COMP-1 (lab # 450050-001); this analyte was not detected at or above the RL in the associated samples. High RPD was observed for endrin ketone in the MS/MSD for batch 273369; the parent sample was not a project sample, and this analyte was not detected at or above the RL in the associated samples. Many samples were diluted due to the dark color of the sample extracts. SS-COMP-7 (lab # 450050-008) was diluted due to the color of the sample extract. No other analytical problems were encountered.

Metals (EPA 6010B and EPA 7471A):

High response was observed for antimony in the CCV analyzed 09/09/21 15:28; affected data was qualified with "b". High response was observed for antimony in the CCV analyzed 09/09/21 16:09; affected data was qualified with "b". Low recoveries were observed for antimony in the MS/MSD of SS-COMP-9 (lab # 450050-010); the LCS was within limits, and the associated RPD was within limits. Low recoveries were observed for antimony in the MS/MSD of SS-COMP-25 (lab # 450050-027); the LCS was within limits, and the associated RPD was within limits. High recoveries were observed for silver and barium in the MS of SS-COMP-25 (lab # 450050-027); the LCS was within limits. High RPD was also observed for silver and barium in the MS/MSD of SS-COMP-25 (lab # 450050-027). Low recoveries were observed for antimony in the MS/MSD of SS-COMP-42 (lab # 450050-047); the LCS was within limits, and the associated RPD was within limits. No other analytical problems were encountered.

Enthalpy Analytical - Orange

931 W. Barkley Avenue, Orange, CA 92868
Phone 714-771-6900

Chain of Custody Record

Lab No: **450050**
Page: **1** of **6**

Turn Around Time (rush by advanced notice only)

Standard: 5 Day: 3 Day:
2 Day: 1 Day: Custom TAT:

Matrix: A = Air S = Soil/Solid
W = Water DW = Drinking Water SD = Sediment
PP = Pure Product SEA = Sea Water
SW = Swab T = Tissue WP = Wipe O = Other

Preservatives:
1 = Na₂S₂O₃ 2 = HCl 3 = HNO₃
4 = H₂SO₄ 5 = NaOH 6 = Other
Sample Receipt Temp:
38/25
58/50
(lab use only)

PROJECT INFORMATION

Company: **LDUX** Name: **San Jacinto**
Report To: **Rocio Quiñones** Number: **2217.0025L**
Email: **rquiñones@rawinc.com** P.O. #:
Address: **870 N. Sanderson Ave, San Jacinto**
Phone: **Hwy Suite 450 Long Beach** Global ID:
Fax: **SAF 424-732-9444** Sampled By: **CJ+AF**

Analysis Request

Sample ID	Sampling Date	Sampling Time	Matrix	Container No. / Size	Pres.
1 SS-COMP-1	9/1/2021	0842	S	8 oz. glass	
2 SS-COMP-2		0908			
3 SS-COMP-3		0930			
4 SS-COMP-4		0940			
5 SS-COMP-5		1003			
6 SS-COMP-6		1023			
7 SS-COMP-6-DUP		1023			
8 SS-COMP-7		1215			
9 SS-COMP-8		1158			
10 SS-COMP-9		1138			

Test Instructions / Comments

DCPS 8081A
Titr 22 metal (w/10B)
T22 w/10B (PbAs only)

CUSTOMER INFORMATION

Signature: *Amelia Feick* Print Name: **Amelia Feick**
Relinquished By: **Amelia Feick** Company / Title: **Rowx**
Received By: *[Signature]* Date / Time: **9/2/21 1803**
Relinquished By: **Colin** Date / Time: **9/2/21 1805**



Enthalpy Analytical - Orange
 931 W. Barkley Avenue, Orange, CA 92868
 Phone 714-771-6900

Chain of Custody Record
 Lab No: **450050**
 Page: **2** of **0**

Turn Around Time (rush by advanced notice only)
 Standard: 5 Day: 3 Day:
 2 Day: 1 Day: Custom TAT:
 Sample Receipt Temp: (lab use only)

Matrix: A = Air S = Soil/Solid
 W = Water DW = Drinking Water SD = Sediment
 PP = Pure Product SEA = Sea Water
 SW = Swab T = Tissue WP = Wipe O = Other

Preservatives:
 1 = Na₂S₂O₃ 2 = HCl 3 = HNO₃
 4 = H₂SO₄ 5 = NaOH 6 = Other

PROJECT INFORMATION

Company: **Roux** Name: **San Jacinto**
 Report To: **Rocio Quinones** Number: **2217.0025L**
 Email: **rquinones@rouxinc.com** P.O. #:
 Address: **870 N. Sanderson Ave, San Jacinto**
 Phone: **HWY, Suite 45D, Long Beach** Global ID:
 Fax: **424.232.9444** Sampled By: **CJ+AF**

Analysis Request

Sample ID	Sampling Date	Sampling Time	Matrix	Container No. / Size	Pres.
1 SS-COMP-10	9/1/2021	1120	S	8oz glass	
2 SS-COMP-11		1104			
3 SS-COMP-12		1050			
4 SS-COMP-13		1709			
5 SS-COMP-14		1050			
6 SS-COMP-15		1021			
7 SS-COMP-16		1004			
8 SS-COMP-17		1550			
9 SS-COMP-18		1535			
10 SS-COMP-19		1511			


Test Instructions / Comments

OCPs 8081A
 T22 Metals (e10B)
 T22 (e10B) (PbTAs only)

CUSTOMER INFORMATION

Signature: *Amelia Feick*
 Print Name: **Amelia Feick**
 Company / Title: **Roux SA**
 Date / Time: **9/2/21 1803**

1 Relinquished By:					
1 Received By:	<i>Amelia Feick</i>	<i>SA</i>	9/2/21	1803	
2 Relinquished By:					
2 Received By:					
3 Relinquished By:					
3 Received By:					



Enthalpy Analytical - Orange
 931 W. Barkley Avenue, Orange, CA 92868
 Phone 714-771-6900

Chain of Custody Record
 Lab No: 450050
 Page: 3 of 6

Turn Around Time (rush by advanced notice only)
 Standard: 5 Day: 3 Day:
 2 Day: 1 Day: Custom TAT:

CUSTOMER INFORMATION
 Company: Roux
 Report To: Rocio Quinones
 Email: rquinones@rouxinc.com
 Address: 6150 E Pacific Coast Hwy
 Suite 450, Long Beach
 424-232-9444
 Name: San Jacinto
 Number: 22-17-0025L
 P.O. #:
 Address: 870 N. Sanderson Ave.
 San Jacinto
 Global ID:
 Sampled By: CJ+AF

PROJECT INFORMATION
 Matrix: A = Air S = Soil/Solid
 W = Water DW = Drinking Water SD = Sediment
 PP = Pure Product SEA = Sea Water
 SW = Swab T = Tissue WP = Wipe O = Other

Analysis Request
 Preservatives:
 1 = Na₂S₂O₃ 2 = HCl 3 = HNO₃
 4 = H₂SO₄ 5 = NaOH 6 = Other
 Sample Receipt Temp: (lab use only)

Sample ID	Sampling Date	Sampling Time	Matrix	Container No. / Size	Pres.	Analysis Request		Test Instructions / Comments
						OCPs 8081A	T22 Metals GCIDB	
1 SS-COMP-19-DUP	9/1/2021	1611	S	802/glass		X		
2 SS-COMP-20		1445				X		
3 SS-COMP-21		1727				X		
4 SS-COMP-22	9/1/2021	1721 1741				X		
5 SS-COMP-23		1757				X		
6 SS-COMP-24		1812				X		
7 SS-COMP-25		1831				X		
8 SS-COMP-26	9/2/2021	0927				X		
9 SS-COMP-27		0832				X		
10 SS-COMP-27-DUP		0832				X		

Signature	Print Name	Company / Title	Date / Time
<i>Amelia Feick</i>	Amelia Feick	Roux	9/2/21 1803
<i>Glyn</i>	Glyn	QA	9/2/21 1803

Enthalpy Analytical - Orange

931 W. Barkley Avenue, Orange, CA 92868

Phone 714-771-6900

Chain of Custody Record

Lab No: **450050**
 Page: **4** of **6**

Matrix: A = Air S = Soil/Solid
 W = Water DW = Drinking Water SD = Sediment
 PP = Pure Product SEA = Sea Water
 SW = Swab T = Tissue WP = Wipe O = Other

Standard: 5 Day: 3 Day:
 2 Day: 1 Day: Custom TAT:

Sample Receipt Temp:

CUSTOMER INFORMATION				PROJECT INFORMATION				Analysis Request				Test Instructions / Comments												
Company:	Name:	Number:	Matrix:	Sample ID	Sampling Date	Sampling Time	Container No. / Size	Matrix	Matrix	Sample ID	Sampling Date	Sampling Time	Container No. / Size	Matrix	Matrix	Sample ID	Sampling Date	Sampling Time	Container No. / Size	Matrix	Matrix			
Roxx	San Jacinto	2217.00852	S	8oz. glass																				
Report To:	Number:	P.O. #:	Address:	Global ID:	Sampled By:																			
Enthalpy Analytical	970 N. Sanderson Ave.	San Jacinto, CA	CJ+AF																					
5150 E. Pacific Coast Hwy	Suite 450, Long Beach, CA	424-232-9444																						
1 SS-COMP-28	9/2/2021	0814	S	8oz. glass																				
2 SS-COMP-29		0752																						
3 SS-COMP-30		0732																						
4 SS-COMP-30-DUP		0732																						
5 SS-COMP-31		0944																						
6 SS-COMP-32		1004																						
7 SS-COMP-33		1024																						
8 SS-COMP-34		1043																						
9 SS-COMP-35		1204																						
10 SS-COMP-36		1145																						
Signature				Print Name				Company / Title				Date / Time												
Amelia Feick				Amelia Feick				Roxx				9/2/21 1803												
[Signature]				GKM				CA				9/2/21 1803												
Relinquished By:				Received By:				Relinquished By:				Received By:												
[Signature]				[Signature]				[Signature]				[Signature]												
Relinquished By:				Received By:				Relinquished By:				Received By:												
[Signature]				[Signature]				[Signature]				[Signature]												



Enthalpy Analytical - Orange
 931 W. Barkley Avenue, Orange, CA 92868
 Phone 714-771-6900

Chain of Custody Record
 Lab No: 450050
 Page: 6 of 6

Turn Around Time (rush by advanced notice only)
 Standard: 5 Day: 3 Day:
 2 Day: 1 Day: Custom TAT:

Matrix: A = Air S = Soil/Solid
 W = Water DW = Drinking Water SD = Sediment
 PP = Pure Product SEA = Sea Water
 SW = Swab T = Tissue WP = Wipe O = Other (lab use only)

Preservatives:
 1 = Na₂S₂O₃ 2 = HCl 3 = HNO₃
 4 = H₂SO₄ 5 = NaOH 6 = Other

Sample Receipt Temp:

CUSTOMER INFORMATION				PROJECT INFORMATION				Analysis Request				Test Instructions / Comments			
Company:	Name:	Number:	Matrix:	Sample ID	Sampling Date	Sampling Time	Matrix	Container No. / Size	Pres.	Sample ID	Sampling Date	Sampling Time	Matrix	Container No. / Size	Pres.
Report To: Roux	San Jacinto	2217-0025L	W = Water	1 SS-COMP-37	9/2/2021	1120	S	8oz. glass		2 SS-COMP-38					
Email: Raina Guinanes	Number: 2217-0025L	P.O. #: 870 N. Sanderson Ave.	DW = Drinking Water	3 SS-COMP-39		1310				4 SS-COMP-40					
Address: Equinanes@rossinc.com	Address: 870 N. Sanderson Ave.	Global ID: San Jacinto, CA	PP = Pure Product	5 SS-COMP-41		1327				6 SS-COMP-42					
5150 E. Pacific Coast Hwy	SW = Swab	Sampled By: CJ+AF	SEA = Sea Water	7 SS-COMP-43		1345				8 SS-COMP-44					
Smith 450, Long Beach, CA			WP = Wipe	9 SS-COMP-45		1345				10 SS-COMP-45					
Phone: 424-232-9444			O = Other			1408									
Fax:						1430									
						1460									
						1511									

Relinquished By:	Signature	Print Name	Company / Title	Date / Time
1 Relinquished By:	<i>Amelia Felick</i>	Amelia Felick	Roux	9/2/21 1803
1 Received By:	<i>[Signature]</i>	Glenn	SA	9/2/21 1803
2 Relinquished By:				
2 Received By:				
3 Relinquished By:				
3 Received By:				



ENTHALPY ANALYTICAL

SAMPLE ACCEPTANCE CHECKLIST

Section 1
 Client: Roux _____ Project: San Jacinto _____
 Date Received: 9/2/21 _____ Sampler's Name Present: Yes No

Section 2
 Sample(s) received in a cooler? Yes, How many? 2 _____ No (skip section 2) Sample Temp (°C) (No Cooler) : _____
 Sample Temp (°C), One from each cooler: #1: 3.8 #2: 5.8 #3: _____ #4: _____
(Acceptance range is < 6°C but not frozen (for Microbiology samples, acceptance range is < 10°C but not frozen). It is acceptable for samples collected the same day as sample receipt to have a higher temperature as long as there is evidence that cooling has begun.)
 Shipping Information: _____

Section 3
 Was the cooler packed with: Ice Ice Packs Bubble Wrap Styrofoam
 Paper None Other _____
 Cooler Temp (°C): #1: 2.5 #2: 5.0 #3: _____ #4: _____

Section 4	YES	NO	N/A
Was a COC received?	✓		
Are sample IDs present?	✓		
Are sampling dates & times present?	✓		
Is a relinquished signature present?	✓		
Are the tests required clearly indicated on the COC?	✓		
Are custody seals present?		✓	
If custody seals are present, were they intact?			✓
Are all samples sealed in plastic bags? (Recommended for Microbiology samples)	✓		
Did all samples arrive intact? If no, indicate in Section 4 below.		✓	
Did all bottle labels agree with COC? (ID, dates and times)	✓		
Were the samples collected in the correct containers for the required tests?	✓		
Are the containers labeled with the correct preservatives?			✓
Is there headspace in the VOA vials greater than 5-6 mm in diameter?			✓
Was a sufficient amount of sample submitted for the requested tests?	✓		

Section 5 Explanations/Comments
 Sample 8: "SS-Comp-7" Received broken, possible ice water contamination.

Section 6
 For discrepancies, how was the Project Manager notified? Verbal PM Initials: _____ Date/Time _____
 Email (email sent to/on): RKC /9/2/21
 Project Manager's response: _____

Completed By: [Signature] Date: 9/2/2021

Analysis Results for 450050

Rocio Quinones
 Roux Associates, Inc.
 5150 E. Pacific Coast Hwy.
 Suite 450
 Long Beach, CA 90804

Lab Job #: 450050
 Location: Shea San Jacinto - 870 N. Sanderson
 Ave., San Jacinto, CA
 Date Received: 09/02/21

Sample ID: SS-COMP-1 Lab ID: 450050-001 Collected: 09/01/21 08:42
Matrix: Soil

450050-001 Analyte	Result	Qual	Units	RL	DF	Batch	Prepared	Analyzed	Chemist
Method: EPA 6010B									
Prep Method: EPA 3050B									
Arsenic	1.2		mg/Kg	1.0	1	273379	09/03/21	09/04/21	JCP
Lead	5.2		mg/Kg	1.0	1	273379	09/03/21	09/04/21	JCP
Method: EPA 8081A									
Prep Method: EPA 3546									
alpha-BHC	ND		ug/Kg	5.0	1	273339	09/03/21	09/03/21	TJW
beta-BHC	ND		ug/Kg	5.0	1	273339	09/03/21	09/03/21	TJW
gamma-BHC	ND		ug/Kg	5.0	1	273339	09/03/21	09/03/21	TJW
delta-BHC	ND		ug/Kg	5.0	1	273339	09/03/21	09/03/21	TJW
Heptachlor	ND		ug/Kg	5.0	1	273339	09/03/21	09/03/21	TJW
Aldrin	ND		ug/Kg	5.0	1	273339	09/03/21	09/03/21	TJW
Heptachlor epoxide	ND		ug/Kg	5.0	1	273339	09/03/21	09/03/21	TJW
Endosulfan I	ND		ug/Kg	5.0	1	273339	09/03/21	09/03/21	TJW
Dieldrin	ND		ug/Kg	5.0	1	273339	09/03/21	09/03/21	TJW
4,4'-DDE	20		ug/Kg	5.0	1	273339	09/03/21	09/03/21	TJW
Endrin	ND		ug/Kg	5.0	1	273339	09/03/21	09/03/21	TJW
Endosulfan II	ND		ug/Kg	5.0	1	273339	09/03/21	09/03/21	TJW
Endosulfan sulfate	ND		ug/Kg	5.0	1	273339	09/03/21	09/03/21	TJW
4,4'-DDD	ND		ug/Kg	5.0	1	273339	09/03/21	09/03/21	TJW
Endrin aldehyde	ND		ug/Kg	5.0	1	273339	09/03/21	09/03/21	TJW
Endrin ketone	ND		ug/Kg	5.0	1	273339	09/03/21	09/03/21	TJW
4,4'-DDT	ND		ug/Kg	5.0	1	273339	09/03/21	09/03/21	TJW
Methoxychlor	ND		ug/Kg	10	1	273339	09/03/21	09/03/21	TJW
Toxaphene	ND		ug/Kg	100	1	273339	09/03/21	09/03/21	TJW
Chlordane (Technical)	ND		ug/Kg	50	1	273339	09/03/21	09/03/21	TJW
Surrogates				Limits					
TCMX	85%		%REC	23-120	1	273339	09/03/21	09/03/21	TJW
Decachlorobiphenyl	70%		%REC	24-120	1	273339	09/03/21	09/03/21	TJW

Analysis Results for 450050

Sample ID: SS-COMP-2	Lab ID: 450050-002	Collected: 09/01/21 09:08
Matrix: Soil		

450050-002 Analyte	Result	Qual	Units	RL	DF	Batch	Prepared	Analyzed	Chemist
Method: EPA 6010B									
Prep Method: EPA 3050B									
Arsenic	1.2		mg/Kg	0.93	0.93	273379	09/03/21	09/04/21	JCP
Lead	4.6		mg/Kg	0.93	0.93	273379	09/03/21	09/04/21	JCP
Method: EPA 8081A									
Prep Method: EPA 3546									
alpha-BHC	ND		ug/Kg	5.0	1	273339	09/03/21	09/03/21	TJW
beta-BHC	ND		ug/Kg	5.0	1	273339	09/03/21	09/03/21	TJW
gamma-BHC	ND		ug/Kg	5.0	1	273339	09/03/21	09/03/21	TJW
delta-BHC	ND		ug/Kg	5.0	1	273339	09/03/21	09/03/21	TJW
Heptachlor	ND		ug/Kg	5.0	1	273339	09/03/21	09/03/21	TJW
Aldrin	ND		ug/Kg	5.0	1	273339	09/03/21	09/03/21	TJW
Heptachlor epoxide	ND		ug/Kg	5.0	1	273339	09/03/21	09/03/21	TJW
Endosulfan I	ND		ug/Kg	5.0	1	273339	09/03/21	09/03/21	TJW
Dieldrin	ND		ug/Kg	5.0	1	273339	09/03/21	09/03/21	TJW
4,4'-DDE	170		ug/Kg	5.0	1	273339	09/03/21	09/03/21	TJW
Endrin	ND		ug/Kg	5.0	1	273339	09/03/21	09/03/21	TJW
Endosulfan II	ND		ug/Kg	5.0	1	273339	09/03/21	09/03/21	TJW
Endosulfan sulfate	ND		ug/Kg	5.0	1	273339	09/03/21	09/03/21	TJW
4,4'-DDD	ND		ug/Kg	5.0	1	273339	09/03/21	09/03/21	TJW
Endrin aldehyde	ND		ug/Kg	5.0	1	273339	09/03/21	09/03/21	TJW
Endrin ketone	ND		ug/Kg	5.0	1	273339	09/03/21	09/03/21	TJW
4,4'-DDT	7.3	#,C	ug/Kg	5.0	1	273339	09/03/21	09/03/21	TJW
Methoxychlor	ND		ug/Kg	10	1	273339	09/03/21	09/03/21	TJW
Toxaphene	ND		ug/Kg	100	1	273339	09/03/21	09/03/21	TJW
Chlordane (Technical)	ND		ug/Kg	50	1	273339	09/03/21	09/03/21	TJW
Surrogates				Limits					
TCMX	80%		%REC	23-120	1	273339	09/03/21	09/03/21	TJW
Decachlorobiphenyl	64%		%REC	24-120	1	273339	09/03/21	09/03/21	TJW

Analysis Results for 450050

Sample ID: SS-COMP-3	Lab ID: 450050-003	Collected: 09/01/21 09:30
Matrix: Soil		

450050-003 Analyte	Result	Qual	Units	RL	DF	Batch	Prepared	Analyzed	Chemist
Method: EPA 6010B									
Prep Method: EPA 3050B									
Arsenic	1.4		mg/Kg	0.92	0.92	273379	09/03/21	09/04/21	JCP
Lead	4.8		mg/Kg	0.92	0.92	273379	09/03/21	09/04/21	JCP
Method: EPA 8081A									
Prep Method: EPA 3546									
alpha-BHC	ND		ug/Kg	10	2	273339	09/03/21	09/03/21	TJW
beta-BHC	ND		ug/Kg	10	2	273339	09/03/21	09/03/21	TJW
gamma-BHC	ND		ug/Kg	10	2	273339	09/03/21	09/03/21	TJW
delta-BHC	ND		ug/Kg	10	2	273339	09/03/21	09/03/21	TJW
Heptachlor	ND		ug/Kg	10	2	273339	09/03/21	09/03/21	TJW
Aldrin	ND		ug/Kg	10	2	273339	09/03/21	09/03/21	TJW
Heptachlor epoxide	ND		ug/Kg	10	2	273339	09/03/21	09/03/21	TJW
Endosulfan I	ND		ug/Kg	10	2	273339	09/03/21	09/03/21	TJW
Dieldrin	ND		ug/Kg	10	2	273339	09/03/21	09/03/21	TJW
4,4'-DDE	200		ug/Kg	10	2	273339	09/03/21	09/03/21	TJW
Endrin	ND		ug/Kg	10	2	273339	09/03/21	09/03/21	TJW
Endosulfan II	ND		ug/Kg	10	2	273339	09/03/21	09/03/21	TJW
Endosulfan sulfate	ND		ug/Kg	10	2	273339	09/03/21	09/03/21	TJW
4,4'-DDD	ND		ug/Kg	10	2	273339	09/03/21	09/03/21	TJW
Endrin aldehyde	ND		ug/Kg	10	2	273339	09/03/21	09/03/21	TJW
Endrin ketone	ND		ug/Kg	10	2	273339	09/03/21	09/03/21	TJW
4,4'-DDT	ND		ug/Kg	10	2	273339	09/03/21	09/03/21	TJW
Methoxychlor	ND		ug/Kg	20	2	273339	09/03/21	09/03/21	TJW
Toxaphene	ND		ug/Kg	200	2	273339	09/03/21	09/03/21	TJW
Chlordane (Technical)	ND		ug/Kg	100	2	273339	09/03/21	09/03/21	TJW
Surrogates				Limits					
TCMX	83%		%REC	23-120	2	273339	09/03/21	09/03/21	TJW
Decachlorobiphenyl	77%		%REC	24-120	2	273339	09/03/21	09/03/21	TJW

Analysis Results for 450050

Sample ID: SS-COMP-4	Lab ID: 450050-004	Collected: 09/01/21 09:46
	Matrix: Soil	

450050-004 Analyte	Result	Qual	Units	RL	DF	Batch	Prepared	Analyzed	Chemist
Method: EPA 6010B									
Prep Method: EPA 3050B									
Arsenic	1.3		mg/Kg	1.1	1.1	273379	09/03/21	09/04/21	JCP
Lead	5.1		mg/Kg	1.1	1.1	273379	09/03/21	09/04/21	JCP
Method: EPA 8081A									
Prep Method: EPA 3546									
alpha-BHC	ND		ug/Kg	10	2	273339	09/03/21	09/03/21	TJW
beta-BHC	ND		ug/Kg	10	2	273339	09/03/21	09/03/21	TJW
gamma-BHC	ND		ug/Kg	10	2	273339	09/03/21	09/03/21	TJW
delta-BHC	ND		ug/Kg	10	2	273339	09/03/21	09/03/21	TJW
Heptachlor	ND		ug/Kg	10	2	273339	09/03/21	09/03/21	TJW
Aldrin	ND		ug/Kg	10	2	273339	09/03/21	09/03/21	TJW
Heptachlor epoxide	ND		ug/Kg	10	2	273339	09/03/21	09/03/21	TJW
Endosulfan I	ND		ug/Kg	10	2	273339	09/03/21	09/03/21	TJW
Dieldrin	ND		ug/Kg	10	2	273339	09/03/21	09/03/21	TJW
4,4'-DDE	110		ug/Kg	10	2	273339	09/03/21	09/03/21	TJW
Endrin	ND		ug/Kg	10	2	273339	09/03/21	09/03/21	TJW
Endosulfan II	ND		ug/Kg	10	2	273339	09/03/21	09/03/21	TJW
Endosulfan sulfate	ND		ug/Kg	10	2	273339	09/03/21	09/03/21	TJW
4,4'-DDD	ND		ug/Kg	10	2	273339	09/03/21	09/03/21	TJW
Endrin aldehyde	ND		ug/Kg	10	2	273339	09/03/21	09/03/21	TJW
Endrin ketone	ND		ug/Kg	10	2	273339	09/03/21	09/03/21	TJW
4,4'-DDT	ND		ug/Kg	10	2	273339	09/03/21	09/03/21	TJW
Methoxychlor	ND		ug/Kg	20	2	273339	09/03/21	09/03/21	TJW
Toxaphene	ND		ug/Kg	200	2	273339	09/03/21	09/03/21	TJW
Chlordane (Technical)	ND		ug/Kg	100	2	273339	09/03/21	09/03/21	TJW
Surrogates				Limits					
TCMX	83%		%REC	23-120	2	273339	09/03/21	09/03/21	TJW
Decachlorobiphenyl	78%		%REC	24-120	2	273339	09/03/21	09/03/21	TJW

Analysis Results for 450050

Sample ID: SS-COMP-5	Lab ID: 450050-005	Collected: 09/01/21 10:03
Matrix: Soil		

450050-005 Analyte	Result	Qual	Units	RL	DF	Batch	Prepared	Analyzed	Chemist
Method: EPA 6010B									
Prep Method: EPA 3050B									
Arsenic	1.3		mg/Kg	1.0	1	273379	09/03/21	09/04/21	JCP
Lead	4.4		mg/Kg	1.0	1	273379	09/03/21	09/04/21	JCP
Method: EPA 8081A									
Prep Method: EPA 3546									
alpha-BHC	ND		ug/Kg	10	2	273339	09/03/21	09/03/21	TJW
beta-BHC	ND		ug/Kg	10	2	273339	09/03/21	09/03/21	TJW
gamma-BHC	ND		ug/Kg	10	2	273339	09/03/21	09/03/21	TJW
delta-BHC	ND		ug/Kg	10	2	273339	09/03/21	09/03/21	TJW
Heptachlor	ND		ug/Kg	10	2	273339	09/03/21	09/03/21	TJW
Aldrin	ND		ug/Kg	10	2	273339	09/03/21	09/03/21	TJW
Heptachlor epoxide	ND		ug/Kg	10	2	273339	09/03/21	09/03/21	TJW
Endosulfan I	ND		ug/Kg	10	2	273339	09/03/21	09/03/21	TJW
Dieldrin	ND		ug/Kg	10	2	273339	09/03/21	09/03/21	TJW
4,4'-DDE	ND		ug/Kg	10	2	273339	09/03/21	09/03/21	TJW
Endrin	ND		ug/Kg	10	2	273339	09/03/21	09/03/21	TJW
Endosulfan II	ND		ug/Kg	10	2	273339	09/03/21	09/03/21	TJW
Endosulfan sulfate	ND		ug/Kg	10	2	273339	09/03/21	09/03/21	TJW
4,4'-DDD	ND		ug/Kg	10	2	273339	09/03/21	09/03/21	TJW
Endrin aldehyde	ND		ug/Kg	10	2	273339	09/03/21	09/03/21	TJW
Endrin ketone	ND		ug/Kg	10	2	273339	09/03/21	09/03/21	TJW
4,4'-DDT	ND		ug/Kg	10	2	273339	09/03/21	09/03/21	TJW
Methoxychlor	ND		ug/Kg	20	2	273339	09/03/21	09/03/21	TJW
Toxaphene	ND		ug/Kg	200	2	273339	09/03/21	09/03/21	TJW
Chlordane (Technical)	ND		ug/Kg	100	2	273339	09/03/21	09/03/21	TJW
Surrogates				Limits					
TCMX	89%		%REC	23-120	2	273339	09/03/21	09/03/21	TJW
Decachlorobiphenyl	87%		%REC	24-120	2	273339	09/03/21	09/03/21	TJW

Analysis Results for 450050

Sample ID: SS-COMP-6	Lab ID: 450050-006	Collected: 09/01/21 10:23
Matrix: Soil		

450050-006 Analyte	Result	Qual	Units	RL	DF	Batch	Prepared	Analyzed	Chemist
Method: EPA 6010B									
Prep Method: EPA 3050B									
Arsenic	1.4		mg/Kg	0.98	0.98	273379	09/03/21	09/04/21	JCP
Lead	4.6		mg/Kg	0.98	0.98	273379	09/03/21	09/04/21	JCP
Method: EPA 8081A									
Prep Method: EPA 3546									
alpha-BHC	ND		ug/Kg	10	2	273339	09/03/21	09/03/21	TJW
beta-BHC	ND		ug/Kg	10	2	273339	09/03/21	09/03/21	TJW
gamma-BHC	ND		ug/Kg	10	2	273339	09/03/21	09/03/21	TJW
delta-BHC	ND		ug/Kg	10	2	273339	09/03/21	09/03/21	TJW
Heptachlor	ND		ug/Kg	10	2	273339	09/03/21	09/03/21	TJW
Aldrin	ND		ug/Kg	10	2	273339	09/03/21	09/03/21	TJW
Heptachlor epoxide	ND		ug/Kg	10	2	273339	09/03/21	09/03/21	TJW
Endosulfan I	ND		ug/Kg	10	2	273339	09/03/21	09/03/21	TJW
Dieldrin	ND		ug/Kg	10	2	273339	09/03/21	09/03/21	TJW
4,4'-DDE	ND		ug/Kg	10	2	273339	09/03/21	09/03/21	TJW
Endrin	ND		ug/Kg	10	2	273339	09/03/21	09/03/21	TJW
Endosulfan II	ND		ug/Kg	10	2	273339	09/03/21	09/03/21	TJW
Endosulfan sulfate	ND		ug/Kg	10	2	273339	09/03/21	09/03/21	TJW
4,4'-DDD	ND		ug/Kg	10	2	273339	09/03/21	09/03/21	TJW
Endrin aldehyde	ND		ug/Kg	10	2	273339	09/03/21	09/03/21	TJW
Endrin ketone	ND		ug/Kg	10	2	273339	09/03/21	09/03/21	TJW
4,4'-DDT	ND		ug/Kg	10	2	273339	09/03/21	09/03/21	TJW
Methoxychlor	ND		ug/Kg	20	2	273339	09/03/21	09/03/21	TJW
Toxaphene	ND		ug/Kg	200	2	273339	09/03/21	09/03/21	TJW
Chlordane (Technical)	ND		ug/Kg	100	2	273339	09/03/21	09/03/21	TJW
Surrogates				Limits					
TCMX	72%		%REC	23-120	2	273339	09/03/21	09/03/21	TJW
Decachlorobiphenyl	69%		%REC	24-120	2	273339	09/03/21	09/03/21	TJW

Analysis Results for 450050

Sample ID: SS-COMP-6 DUP	Lab ID: 450050-007	Collected: 09/01/21 10:23
Matrix: Soil		

450050-007 Analyte	Result	Qual	Units	RL	DF	Batch	Prepared	Analyzed	Chemist
Method: EPA 6010B									
Prep Method: EPA 3050B									
Arsenic	1.5		mg/Kg	0.99	0.99	273380	09/03/21	09/04/21	KLN
Lead	4.5		mg/Kg	0.99	0.99	273380	09/03/21	09/04/21	KLN
Method: EPA 8081A									
Prep Method: EPA 3546									
alpha-BHC	ND		ug/Kg	10	2	273339	09/03/21	09/03/21	TJW
beta-BHC	ND		ug/Kg	10	2	273339	09/03/21	09/03/21	TJW
gamma-BHC	ND		ug/Kg	10	2	273339	09/03/21	09/03/21	TJW
delta-BHC	ND		ug/Kg	10	2	273339	09/03/21	09/03/21	TJW
Heptachlor	ND		ug/Kg	10	2	273339	09/03/21	09/03/21	TJW
Aldrin	ND		ug/Kg	10	2	273339	09/03/21	09/03/21	TJW
Heptachlor epoxide	ND		ug/Kg	10	2	273339	09/03/21	09/03/21	TJW
Endosulfan I	ND		ug/Kg	10	2	273339	09/03/21	09/03/21	TJW
Dieldrin	ND		ug/Kg	10	2	273339	09/03/21	09/03/21	TJW
4,4'-DDE	ND		ug/Kg	10	2	273339	09/03/21	09/03/21	TJW
Endrin	ND		ug/Kg	10	2	273339	09/03/21	09/03/21	TJW
Endosulfan II	ND		ug/Kg	10	2	273339	09/03/21	09/03/21	TJW
Endosulfan sulfate	ND		ug/Kg	10	2	273339	09/03/21	09/03/21	TJW
4,4'-DDD	ND		ug/Kg	10	2	273339	09/03/21	09/03/21	TJW
Endrin aldehyde	ND		ug/Kg	10	2	273339	09/03/21	09/03/21	TJW
Endrin ketone	ND		ug/Kg	10	2	273339	09/03/21	09/03/21	TJW
4,4'-DDT	ND		ug/Kg	10	2	273339	09/03/21	09/03/21	TJW
Methoxychlor	ND		ug/Kg	20	2	273339	09/03/21	09/03/21	TJW
Toxaphene	ND		ug/Kg	200	2	273339	09/03/21	09/03/21	TJW
Chlordane (Technical)	ND		ug/Kg	100	2	273339	09/03/21	09/03/21	TJW
Surrogates				Limits					
TCMX	79%		%REC	23-120	2	273339	09/03/21	09/03/21	TJW
Decachlorobiphenyl	72%		%REC	24-120	2	273339	09/03/21	09/03/21	TJW

Analysis Results for 450050

Sample ID: SS-COMP-7	Lab ID: 450050-008	Collected: 09/01/21 12:15
	Matrix: Soil	

450050-008 Analyte	Result	Qual	Units	RL	DF	Batch	Prepared	Analyzed	Chemist
Method: EPA 6010B									
Prep Method: EPA 3050B									
Arsenic	1.3		mg/Kg	1.0	1	273560	09/08/21	09/09/21	KLN
Lead	3.8		mg/Kg	1.0	1	273560	09/08/21	09/09/21	KLN
Method: EPA 8081A									
Prep Method: EPA 3546									
alpha-BHC	ND		ug/Kg	10	2	273570	09/09/21	09/09/21	TRN
beta-BHC	ND		ug/Kg	10	2	273570	09/09/21	09/09/21	TRN
gamma-BHC	ND		ug/Kg	10	2	273570	09/09/21	09/09/21	TRN
delta-BHC	ND		ug/Kg	10	2	273570	09/09/21	09/09/21	TRN
Heptachlor	ND		ug/Kg	10	2	273570	09/09/21	09/09/21	TRN
Aldrin	ND		ug/Kg	10	2	273570	09/09/21	09/09/21	TRN
Heptachlor epoxide	ND		ug/Kg	10	2	273570	09/09/21	09/09/21	TRN
Endosulfan I	ND		ug/Kg	10	2	273570	09/09/21	09/09/21	TRN
Dieldrin	ND		ug/Kg	10	2	273570	09/09/21	09/09/21	TRN
4,4'-DDE	100		ug/Kg	10	2	273570	09/09/21	09/09/21	TRN
Endrin	ND		ug/Kg	10	2	273570	09/09/21	09/09/21	TRN
Endosulfan II	ND		ug/Kg	10	2	273570	09/09/21	09/09/21	TRN
Endosulfan sulfate	ND		ug/Kg	10	2	273570	09/09/21	09/09/21	TRN
4,4'-DDD	ND		ug/Kg	10	2	273570	09/09/21	09/09/21	TRN
Endrin aldehyde	ND		ug/Kg	10	2	273570	09/09/21	09/09/21	TRN
Endrin ketone	ND		ug/Kg	10	2	273570	09/09/21	09/09/21	TRN
4,4'-DDT	28		ug/Kg	10	2	273570	09/09/21	09/09/21	TRN
Methoxychlor	ND		ug/Kg	20	2	273570	09/09/21	09/09/21	TRN
Toxaphene	ND		ug/Kg	200	2	273570	09/09/21	09/09/21	TRN
Chlordane (Technical)	ND		ug/Kg	100	2	273570	09/09/21	09/09/21	TRN
Surrogates				Limits					
TCMX	92%		%REC	23-120	2	273570	09/09/21	09/09/21	TRN
Decachlorobiphenyl	72%		%REC	24-120	2	273570	09/09/21	09/09/21	TRN

Analysis Results for 450050

Sample ID: SS-COMP-8	Lab ID: 450050-009	Collected: 09/01/21 11:58
	Matrix: Soil	

450050-009 Analyte	Result	Qual	Units	RL	DF	Batch	Prepared	Analyzed	Chemist
Method: EPA 6010B									
Prep Method: EPA 3050B									
Arsenic	1.5		mg/Kg	1.0	1	273380	09/03/21	09/04/21	KLN
Lead	10		mg/Kg	1.0	1	273380	09/03/21	09/04/21	KLN
Method: EPA 8081A									
Prep Method: EPA 3546									
alpha-BHC	ND		ug/Kg	10	2	273339	09/03/21	09/03/21	TJW
beta-BHC	ND		ug/Kg	10	2	273339	09/03/21	09/03/21	TJW
gamma-BHC	ND		ug/Kg	10	2	273339	09/03/21	09/03/21	TJW
delta-BHC	ND		ug/Kg	10	2	273339	09/03/21	09/03/21	TJW
Heptachlor	ND		ug/Kg	10	2	273339	09/03/21	09/03/21	TJW
Aldrin	ND		ug/Kg	10	2	273339	09/03/21	09/03/21	TJW
Heptachlor epoxide	ND		ug/Kg	10	2	273339	09/03/21	09/03/21	TJW
Endosulfan I	ND		ug/Kg	10	2	273339	09/03/21	09/03/21	TJW
Dieldrin	ND		ug/Kg	10	2	273339	09/03/21	09/03/21	TJW
4,4'-DDE	150		ug/Kg	10	2	273339	09/03/21	09/03/21	TJW
Endrin	ND		ug/Kg	10	2	273339	09/03/21	09/03/21	TJW
Endosulfan II	ND		ug/Kg	10	2	273339	09/03/21	09/03/21	TJW
Endosulfan sulfate	ND		ug/Kg	10	2	273339	09/03/21	09/03/21	TJW
4,4'-DDD	ND		ug/Kg	10	2	273339	09/03/21	09/03/21	TJW
Endrin aldehyde	ND		ug/Kg	10	2	273339	09/03/21	09/03/21	TJW
Endrin ketone	ND		ug/Kg	10	2	273339	09/03/21	09/03/21	TJW
4,4'-DDT	ND		ug/Kg	10	2	273339	09/03/21	09/03/21	TJW
Methoxychlor	ND		ug/Kg	20	2	273339	09/03/21	09/03/21	TJW
Toxaphene	ND		ug/Kg	200	2	273339	09/03/21	09/03/21	TJW
Chlordane (Technical)	ND		ug/Kg	100	2	273339	09/03/21	09/03/21	TJW
Surrogates				Limits					
TCMX	79%		%REC	23-120	2	273339	09/03/21	09/03/21	TJW
Decachlorobiphenyl	75%		%REC	24-120	2	273339	09/03/21	09/03/21	TJW

Analysis Results for 450050

Sample ID: SS-COMP-9	Lab ID: 450050-010	Collected: 09/01/21 11:38
Matrix: Soil		

450050-010 Analyte	Result	Qual	Units	RL	DF	Batch	Prepared	Analyzed	Chemist
Method: EPA 6010B									
Prep Method: EPA 3050B									
Antimony	ND		mg/Kg	3.1	1	273380	09/03/21	09/04/21	KLN
Arsenic	1.4		mg/Kg	1.0	1	273380	09/03/21	09/04/21	KLN
Barium	170		mg/Kg	1.0	1	273380	09/03/21	09/04/21	KLN
Beryllium	ND		mg/Kg	0.52	1	273380	09/03/21	09/04/21	KLN
Cadmium	ND		mg/Kg	0.52	1	273380	09/03/21	09/04/21	KLN
Chromium	10		mg/Kg	1.0	1	273380	09/03/21	09/04/21	KLN
Cobalt	5.2		mg/Kg	0.52	1	273380	09/03/21	09/04/21	KLN
Copper	31		mg/Kg	1.0	1	273380	09/03/21	09/04/21	KLN
Lead	4.2		mg/Kg	1.0	1	273380	09/03/21	09/04/21	KLN
Molybdenum	ND		mg/Kg	1.0	1	273380	09/03/21	09/04/21	KLN
Nickel	5.8		mg/Kg	1.0	1	273380	09/03/21	09/04/21	KLN
Selenium	ND		mg/Kg	3.1	1	273380	09/03/21	09/04/21	KLN
Silver	ND		mg/Kg	0.52	1	273380	09/03/21	09/04/21	KLN
Thallium	ND		mg/Kg	3.1	1	273380	09/03/21	09/04/21	KLN
Vanadium	31		mg/Kg	1.0	1	273380	09/03/21	09/04/21	KLN
Zinc	91		mg/Kg	5.2	1	273380	09/03/21	09/04/21	KLN
Method: EPA 7471A									
Prep Method: METHOD									
Mercury	ND		mg/Kg	0.16	1.1	273447	09/07/21	09/07/21	TNN
Method: EPA 8081A									
Prep Method: EPA 3546									
alpha-BHC	ND		ug/Kg	25	5	273339	09/03/21	09/03/21	TJW
beta-BHC	ND		ug/Kg	25	5	273339	09/03/21	09/03/21	TJW
gamma-BHC	ND		ug/Kg	25	5	273339	09/03/21	09/03/21	TJW
delta-BHC	ND		ug/Kg	25	5	273339	09/03/21	09/03/21	TJW
Heptachlor	ND		ug/Kg	25	5	273339	09/03/21	09/03/21	TJW
Aldrin	ND		ug/Kg	25	5	273339	09/03/21	09/03/21	TJW
Heptachlor epoxide	ND		ug/Kg	25	5	273339	09/03/21	09/03/21	TJW
Endosulfan I	ND		ug/Kg	25	5	273339	09/03/21	09/03/21	TJW
Dieldrin	ND		ug/Kg	25	5	273339	09/03/21	09/03/21	TJW
4,4'-DDE	130		ug/Kg	25	5	273339	09/03/21	09/03/21	TJW
Endrin	ND		ug/Kg	25	5	273339	09/03/21	09/03/21	TJW
Endosulfan II	ND		ug/Kg	25	5	273339	09/03/21	09/03/21	TJW
Endosulfan sulfate	ND		ug/Kg	25	5	273339	09/03/21	09/03/21	TJW
4,4'-DDD	ND		ug/Kg	25	5	273339	09/03/21	09/03/21	TJW
Endrin aldehyde	ND		ug/Kg	25	5	273339	09/03/21	09/03/21	TJW
Endrin ketone	ND		ug/Kg	25	5	273339	09/03/21	09/03/21	TJW
4,4'-DDT	ND		ug/Kg	25	5	273339	09/03/21	09/03/21	TJW
Methoxychlor	ND		ug/Kg	50	5	273339	09/03/21	09/03/21	TJW
Toxaphene	ND		ug/Kg	500	5	273339	09/03/21	09/03/21	TJW

Analysis Results for 450050

450050-010 Analyte	Result	Qual	Units	RL	DF	Batch	Prepared	Analyzed	Chemist
Chlordane (Technical)	ND		ug/Kg	250	5	273339	09/03/21	09/03/21	TJW
Surrogates			Limits						
TCMX	81%		%REC	23-120	5	273339	09/03/21	09/03/21	TJW
Decachlorobiphenyl	77%		%REC	24-120	5	273339	09/03/21	09/03/21	TJW

Sample ID: SS-COMP-10 **Lab ID: 450050-011** **Collected: 09/01/21 11:20**
Matrix: Soil

450050-011 Analyte	Result	Qual	Units	RL	DF	Batch	Prepared	Analyzed	Chemist
Method: EPA 6010B									
Prep Method: EPA 3050B									
Arsenic	1.4		mg/Kg	0.94	0.94	273380	09/03/21	09/04/21	KLN
Lead	3.8		mg/Kg	0.94	0.94	273380	09/03/21	09/04/21	KLN
Method: EPA 8081A									
Prep Method: EPA 3546									
alpha-BHC	ND		ug/Kg	5.0	1	273339	09/03/21	09/03/21	TJW
beta-BHC	ND		ug/Kg	5.0	1	273339	09/03/21	09/03/21	TJW
gamma-BHC	ND		ug/Kg	5.0	1	273339	09/03/21	09/03/21	TJW
delta-BHC	ND		ug/Kg	5.0	1	273339	09/03/21	09/03/21	TJW
Heptachlor	ND		ug/Kg	5.0	1	273339	09/03/21	09/03/21	TJW
Aldrin	ND		ug/Kg	5.0	1	273339	09/03/21	09/03/21	TJW
Heptachlor epoxide	ND		ug/Kg	5.0	1	273339	09/03/21	09/03/21	TJW
Endosulfan I	ND		ug/Kg	5.0	1	273339	09/03/21	09/03/21	TJW
Dieldrin	ND		ug/Kg	5.0	1	273339	09/03/21	09/03/21	TJW
4,4'-DDE	56		ug/Kg	5.0	1	273339	09/03/21	09/03/21	TJW
Endrin	ND		ug/Kg	5.0	1	273339	09/03/21	09/03/21	TJW
Endosulfan II	ND		ug/Kg	5.0	1	273339	09/03/21	09/03/21	TJW
Endosulfan sulfate	ND		ug/Kg	5.0	1	273339	09/03/21	09/03/21	TJW
4,4'-DDD	ND		ug/Kg	5.0	1	273339	09/03/21	09/03/21	TJW
Endrin aldehyde	ND		ug/Kg	5.0	1	273339	09/03/21	09/03/21	TJW
Endrin ketone	ND		ug/Kg	5.0	1	273339	09/03/21	09/03/21	TJW
4,4'-DDT	ND		ug/Kg	5.0	1	273339	09/03/21	09/03/21	TJW
Methoxychlor	ND		ug/Kg	10	1	273339	09/03/21	09/03/21	TJW
Toxaphene	ND		ug/Kg	100	1	273339	09/03/21	09/03/21	TJW
Chlordane (Technical)	ND		ug/Kg	50	1	273339	09/03/21	09/03/21	TJW
Surrogates			Limits						
TCMX	65%		%REC	23-120	1	273339	09/03/21	09/03/21	TJW
Decachlorobiphenyl	60%		%REC	24-120	1	273339	09/03/21	09/03/21	TJW

Analysis Results for 450050

Sample ID: SS-COMP-11	Lab ID: 450050-012	Collected: 09/01/21 11:04
Matrix: Soil		

450050-012 Analyte	Result	Qual	Units	RL	DF	Batch	Prepared	Analyzed	Chemist
Method: EPA 6010B									
Prep Method: EPA 3050B									
Arsenic	1.5		mg/Kg	0.98	0.98	273380	09/03/21	09/04/21	KLN
Lead	3.1		mg/Kg	0.98	0.98	273380	09/03/21	09/04/21	KLN
Method: EPA 8081A									
Prep Method: EPA 3546									
alpha-BHC	ND		ug/Kg	5.0	1	273339	09/03/21	09/03/21	TJW
beta-BHC	ND		ug/Kg	5.0	1	273339	09/03/21	09/03/21	TJW
gamma-BHC	ND		ug/Kg	5.0	1	273339	09/03/21	09/03/21	TJW
delta-BHC	ND		ug/Kg	5.0	1	273339	09/03/21	09/03/21	TJW
Heptachlor	ND		ug/Kg	5.0	1	273339	09/03/21	09/03/21	TJW
Aldrin	ND		ug/Kg	5.0	1	273339	09/03/21	09/03/21	TJW
Heptachlor epoxide	ND		ug/Kg	5.0	1	273339	09/03/21	09/03/21	TJW
Endosulfan I	ND		ug/Kg	5.0	1	273339	09/03/21	09/03/21	TJW
Dieldrin	ND		ug/Kg	5.0	1	273339	09/03/21	09/03/21	TJW
4,4'-DDE	55		ug/Kg	5.0	1	273339	09/03/21	09/03/21	TJW
Endrin	ND		ug/Kg	5.0	1	273339	09/03/21	09/03/21	TJW
Endosulfan II	ND		ug/Kg	5.0	1	273339	09/03/21	09/03/21	TJW
Endosulfan sulfate	ND		ug/Kg	5.0	1	273339	09/03/21	09/03/21	TJW
4,4'-DDD	ND		ug/Kg	5.0	1	273339	09/03/21	09/03/21	TJW
Endrin aldehyde	ND		ug/Kg	5.0	1	273339	09/03/21	09/03/21	TJW
Endrin ketone	ND		ug/Kg	5.0	1	273339	09/03/21	09/03/21	TJW
4,4'-DDT	ND		ug/Kg	5.0	1	273339	09/03/21	09/03/21	TJW
Methoxychlor	ND		ug/Kg	10	1	273339	09/03/21	09/03/21	TJW
Toxaphene	ND		ug/Kg	100	1	273339	09/03/21	09/03/21	TJW
Chlordane (Technical)	ND		ug/Kg	50	1	273339	09/03/21	09/03/21	TJW
Surrogates				Limits					
TCMX	101%		%REC	23-120	1	273339	09/03/21	09/03/21	TJW
Decachlorobiphenyl	91%		%REC	24-120	1	273339	09/03/21	09/03/21	TJW

Analysis Results for 450050

Sample ID: SS-COMP-12	Lab ID: 450050-013	Collected: 09/01/21 10:50
Matrix: Soil		

450050-013 Analyte	Result	Qual	Units	RL	DF	Batch	Prepared	Analyzed	Chemist
Method: EPA 6010B									
Prep Method: EPA 3050B									
Arsenic	1.4		mg/Kg	1.0	1	273380	09/03/21	09/04/21	KLN
Lead	4.0		mg/Kg	1.0	1	273380	09/03/21	09/04/21	KLN
Method: EPA 8081A									
Prep Method: EPA 3546									
alpha-BHC	ND		ug/Kg	5.0	1	273339	09/03/21	09/03/21	TJW
beta-BHC	ND		ug/Kg	5.0	1	273339	09/03/21	09/03/21	TJW
gamma-BHC	ND		ug/Kg	5.0	1	273339	09/03/21	09/03/21	TJW
delta-BHC	ND		ug/Kg	5.0	1	273339	09/03/21	09/03/21	TJW
Heptachlor	ND		ug/Kg	5.0	1	273339	09/03/21	09/03/21	TJW
Aldrin	ND		ug/Kg	5.0	1	273339	09/03/21	09/03/21	TJW
Heptachlor epoxide	ND		ug/Kg	5.0	1	273339	09/03/21	09/03/21	TJW
Endosulfan I	ND		ug/Kg	5.0	1	273339	09/03/21	09/03/21	TJW
Dieldrin	ND		ug/Kg	5.0	1	273339	09/03/21	09/03/21	TJW
4,4'-DDE	36		ug/Kg	5.0	1	273339	09/03/21	09/03/21	TJW
Endrin	ND		ug/Kg	5.0	1	273339	09/03/21	09/03/21	TJW
Endosulfan II	ND		ug/Kg	5.0	1	273339	09/03/21	09/03/21	TJW
Endosulfan sulfate	ND		ug/Kg	5.0	1	273339	09/03/21	09/03/21	TJW
4,4'-DDD	ND		ug/Kg	5.0	1	273339	09/03/21	09/03/21	TJW
Endrin aldehyde	ND		ug/Kg	5.0	1	273339	09/03/21	09/03/21	TJW
Endrin ketone	ND		ug/Kg	5.0	1	273339	09/03/21	09/03/21	TJW
4,4'-DDT	ND		ug/Kg	5.0	1	273339	09/03/21	09/03/21	TJW
Methoxychlor	ND		ug/Kg	10	1	273339	09/03/21	09/03/21	TJW
Toxaphene	ND		ug/Kg	100	1	273339	09/03/21	09/03/21	TJW
Chlordane (Technical)	ND		ug/Kg	50	1	273339	09/03/21	09/03/21	TJW
Surrogates				Limits					
TCMX	78%		%REC	23-120	1	273339	09/03/21	09/03/21	TJW
Decachlorobiphenyl	60%		%REC	24-120	1	273339	09/03/21	09/03/21	TJW

Analysis Results for 450050

Sample ID: SS-COMP-13	Lab ID: 450050-014	Collected: 09/01/21 17:09
Matrix: Soil		

450050-014 Analyte	Result	Qual	Units	RL	DF	Batch	Prepared	Analyzed	Chemist
Method: EPA 6010B									
Prep Method: EPA 3050B									
Arsenic	1.5		mg/Kg	0.98	0.98	273380	09/03/21	09/04/21	KLN
Lead	4.1		mg/Kg	0.98	0.98	273380	09/03/21	09/04/21	KLN
Method: EPA 8081A									
Prep Method: EPA 3546									
alpha-BHC	ND		ug/Kg	5.0	1	273339	09/03/21	09/03/21	TJW
beta-BHC	ND		ug/Kg	5.0	1	273339	09/03/21	09/03/21	TJW
gamma-BHC	ND		ug/Kg	5.0	1	273339	09/03/21	09/03/21	TJW
delta-BHC	ND		ug/Kg	5.0	1	273339	09/03/21	09/03/21	TJW
Heptachlor	ND		ug/Kg	5.0	1	273339	09/03/21	09/03/21	TJW
Aldrin	ND		ug/Kg	5.0	1	273339	09/03/21	09/03/21	TJW
Heptachlor epoxide	ND		ug/Kg	5.0	1	273339	09/03/21	09/03/21	TJW
Endosulfan I	ND		ug/Kg	5.0	1	273339	09/03/21	09/03/21	TJW
Dieldrin	ND		ug/Kg	5.0	1	273339	09/03/21	09/03/21	TJW
4,4'-DDE	28		ug/Kg	5.0	1	273339	09/03/21	09/03/21	TJW
Endrin	ND		ug/Kg	5.0	1	273339	09/03/21	09/03/21	TJW
Endosulfan II	ND		ug/Kg	5.0	1	273339	09/03/21	09/03/21	TJW
Endosulfan sulfate	ND		ug/Kg	5.0	1	273339	09/03/21	09/03/21	TJW
4,4'-DDD	ND		ug/Kg	5.0	1	273339	09/03/21	09/03/21	TJW
Endrin aldehyde	ND		ug/Kg	5.0	1	273339	09/03/21	09/03/21	TJW
Endrin ketone	ND		ug/Kg	5.0	1	273339	09/03/21	09/03/21	TJW
4,4'-DDT	ND		ug/Kg	5.0	1	273339	09/03/21	09/03/21	TJW
Methoxychlor	ND		ug/Kg	10	1	273339	09/03/21	09/03/21	TJW
Toxaphene	ND		ug/Kg	100	1	273339	09/03/21	09/03/21	TJW
Chlordane (Technical)	ND		ug/Kg	50	1	273339	09/03/21	09/03/21	TJW
Surrogates				Limits					
TCMX	70%		%REC	23-120	1	273339	09/03/21	09/03/21	TJW
Decachlorobiphenyl	59%		%REC	24-120	1	273339	09/03/21	09/03/21	TJW

Analysis Results for 450050

Sample ID: SS-COMP-14	Lab ID: 450050-015	Collected: 09/01/21 16:50
Matrix: Soil		

450050-015 Analyte	Result	Qual	Units	RL	DF	Batch	Prepared	Analyzed	Chemist
Method: EPA 6010B									
Prep Method: EPA 3050B									
Arsenic	1.4		mg/Kg	0.98	0.98	273380	09/03/21	09/04/21	KLN
Lead	3.8		mg/Kg	0.98	0.98	273380	09/03/21	09/04/21	KLN
Method: EPA 8081A									
Prep Method: EPA 3546									
alpha-BHC	ND		ug/Kg	25	5	273339	09/03/21	09/03/21	TJW
beta-BHC	ND		ug/Kg	25	5	273339	09/03/21	09/03/21	TJW
gamma-BHC	ND		ug/Kg	25	5	273339	09/03/21	09/03/21	TJW
delta-BHC	ND		ug/Kg	25	5	273339	09/03/21	09/03/21	TJW
Heptachlor	ND		ug/Kg	25	5	273339	09/03/21	09/03/21	TJW
Aldrin	ND		ug/Kg	25	5	273339	09/03/21	09/03/21	TJW
Heptachlor epoxide	ND		ug/Kg	25	5	273339	09/03/21	09/03/21	TJW
Endosulfan I	ND		ug/Kg	25	5	273339	09/03/21	09/03/21	TJW
Dieldrin	ND		ug/Kg	25	5	273339	09/03/21	09/03/21	TJW
4,4'-DDE	61		ug/Kg	25	5	273339	09/03/21	09/03/21	TJW
Endrin	ND		ug/Kg	25	5	273339	09/03/21	09/03/21	TJW
Endosulfan II	ND		ug/Kg	25	5	273339	09/03/21	09/03/21	TJW
Endosulfan sulfate	ND		ug/Kg	25	5	273339	09/03/21	09/03/21	TJW
4,4'-DDD	ND		ug/Kg	25	5	273339	09/03/21	09/03/21	TJW
Endrin aldehyde	ND		ug/Kg	25	5	273339	09/03/21	09/03/21	TJW
Endrin ketone	ND		ug/Kg	25	5	273339	09/03/21	09/03/21	TJW
4,4'-DDT	ND		ug/Kg	25	5	273339	09/03/21	09/03/21	TJW
Methoxychlor	ND		ug/Kg	50	5	273339	09/03/21	09/03/21	TJW
Toxaphene	ND		ug/Kg	500	5	273339	09/03/21	09/03/21	TJW
Chlordane (Technical)	ND		ug/Kg	250	5	273339	09/03/21	09/03/21	TJW
Surrogates				Limits					
TCMX	77%		%REC	23-120	5	273339	09/03/21	09/03/21	TJW
Decachlorobiphenyl	59%		%REC	24-120	5	273339	09/03/21	09/03/21	TJW

Analysis Results for 450050

Sample ID: SS-COMP-15	Lab ID: 450050-016	Collected: 09/01/21 16:21
Matrix: Soil		

450050-016 Analyte	Result	Qual	Units	RL	DF	Batch	Prepared	Analyzed	Chemist
Method: EPA 6010B									
Prep Method: EPA 3050B									
Arsenic	ND		mg/Kg	0.94	0.94	273380	09/03/21	09/04/21	KLN
Lead	2.8		mg/Kg	0.94	0.94	273380	09/03/21	09/04/21	KLN
Method: EPA 8081A									
Prep Method: EPA 3546									
alpha-BHC	ND		ug/Kg	5.0	1	273339	09/03/21	09/03/21	TJW
beta-BHC	ND		ug/Kg	5.0	1	273339	09/03/21	09/03/21	TJW
gamma-BHC	ND		ug/Kg	5.0	1	273339	09/03/21	09/03/21	TJW
delta-BHC	ND		ug/Kg	5.0	1	273339	09/03/21	09/03/21	TJW
Heptachlor	ND		ug/Kg	5.0	1	273339	09/03/21	09/03/21	TJW
Aldrin	ND		ug/Kg	5.0	1	273339	09/03/21	09/03/21	TJW
Heptachlor epoxide	ND		ug/Kg	5.0	1	273339	09/03/21	09/03/21	TJW
Endosulfan I	ND		ug/Kg	5.0	1	273339	09/03/21	09/03/21	TJW
Dieldrin	ND		ug/Kg	5.0	1	273339	09/03/21	09/03/21	TJW
4,4'-DDE	42		ug/Kg	5.0	1	273339	09/03/21	09/03/21	TJW
Endrin	ND		ug/Kg	5.0	1	273339	09/03/21	09/03/21	TJW
Endosulfan II	ND		ug/Kg	5.0	1	273339	09/03/21	09/03/21	TJW
Endosulfan sulfate	ND		ug/Kg	5.0	1	273339	09/03/21	09/03/21	TJW
4,4'-DDD	ND		ug/Kg	5.0	1	273339	09/03/21	09/03/21	TJW
Endrin aldehyde	ND		ug/Kg	5.0	1	273339	09/03/21	09/03/21	TJW
Endrin ketone	ND		ug/Kg	5.0	1	273339	09/03/21	09/03/21	TJW
4,4'-DDT	7.6	#	ug/Kg	5.0	1	273339	09/03/21	09/03/21	TJW
Methoxychlor	ND		ug/Kg	10	1	273339	09/03/21	09/03/21	TJW
Toxaphene	ND		ug/Kg	100	1	273339	09/03/21	09/03/21	TJW
Chlordane (Technical)	ND		ug/Kg	50	1	273339	09/03/21	09/03/21	TJW
Surrogates				Limits					
TCMX	65%		%REC	23-120	1	273339	09/03/21	09/03/21	TJW
Decachlorobiphenyl	51%		%REC	24-120	1	273339	09/03/21	09/03/21	TJW

Analysis Results for 450050

Sample ID: SS-COMP-16	Lab ID: 450050-017	Collected: 09/01/21 16:04
Matrix: Soil		

450050-017 Analyte	Result	Qual	Units	RL	DF	Batch	Prepared	Analyzed	Chemist
Method: EPA 6010B									
Prep Method: EPA 3050B									
Arsenic	ND		mg/Kg	0.96	0.96	273380	09/03/21	09/04/21	KLN
Lead	2.6		mg/Kg	0.96	0.96	273380	09/03/21	09/04/21	KLN
Method: EPA 8081A									
Prep Method: EPA 3546									
alpha-BHC	ND		ug/Kg	5.0	1	273339	09/03/21	09/03/21	TJW
beta-BHC	ND		ug/Kg	5.0	1	273339	09/03/21	09/03/21	TJW
gamma-BHC	ND		ug/Kg	5.0	1	273339	09/03/21	09/03/21	TJW
delta-BHC	ND		ug/Kg	5.0	1	273339	09/03/21	09/03/21	TJW
Heptachlor	ND		ug/Kg	5.0	1	273339	09/03/21	09/03/21	TJW
Aldrin	ND		ug/Kg	5.0	1	273339	09/03/21	09/03/21	TJW
Heptachlor epoxide	ND		ug/Kg	5.0	1	273339	09/03/21	09/03/21	TJW
Endosulfan I	ND		ug/Kg	5.0	1	273339	09/03/21	09/03/21	TJW
Dieldrin	ND		ug/Kg	5.0	1	273339	09/03/21	09/03/21	TJW
4,4'-DDE	28		ug/Kg	5.0	1	273339	09/03/21	09/03/21	TJW
Endrin	ND		ug/Kg	5.0	1	273339	09/03/21	09/03/21	TJW
Endosulfan II	ND		ug/Kg	5.0	1	273339	09/03/21	09/03/21	TJW
Endosulfan sulfate	ND		ug/Kg	5.0	1	273339	09/03/21	09/03/21	TJW
4,4'-DDD	ND		ug/Kg	5.0	1	273339	09/03/21	09/03/21	TJW
Endrin aldehyde	ND		ug/Kg	5.0	1	273339	09/03/21	09/03/21	TJW
Endrin ketone	ND		ug/Kg	5.0	1	273339	09/03/21	09/03/21	TJW
4,4'-DDT	6.5	#	ug/Kg	5.0	1	273339	09/03/21	09/03/21	TJW
Methoxychlor	ND		ug/Kg	10	1	273339	09/03/21	09/03/21	TJW
Toxaphene	ND		ug/Kg	100	1	273339	09/03/21	09/03/21	TJW
Chlordane (Technical)	ND		ug/Kg	50	1	273339	09/03/21	09/03/21	TJW
Surrogates				Limits					
TCMX	92%		%REC	23-120	1	273339	09/03/21	09/03/21	TJW
Decachlorobiphenyl	73%		%REC	24-120	1	273339	09/03/21	09/03/21	TJW

Analysis Results for 450050

Sample ID: SS-COMP-17	Lab ID: 450050-018	Collected: 09/01/21 15:50
Matrix: Soil		

450050-018 Analyte	Result	Qual	Units	RL	DF	Batch	Prepared	Analyzed	Chemist
Method: EPA 6010B									
Prep Method: EPA 3050B									
Arsenic	ND		mg/Kg	0.93	0.93	273380	09/03/21	09/04/21	KLN
Lead	3.1		mg/Kg	0.93	0.93	273380	09/03/21	09/04/21	KLN
Method: EPA 8081A									
Prep Method: EPA 3546									
alpha-BHC	ND		ug/Kg	5.0	1	273339	09/03/21	09/03/21	TJW
beta-BHC	ND		ug/Kg	5.0	1	273339	09/03/21	09/03/21	TJW
gamma-BHC	ND		ug/Kg	5.0	1	273339	09/03/21	09/03/21	TJW
delta-BHC	ND		ug/Kg	5.0	1	273339	09/03/21	09/03/21	TJW
Heptachlor	ND		ug/Kg	5.0	1	273339	09/03/21	09/03/21	TJW
Aldrin	ND		ug/Kg	5.0	1	273339	09/03/21	09/03/21	TJW
Heptachlor epoxide	ND		ug/Kg	5.0	1	273339	09/03/21	09/03/21	TJW
Endosulfan I	ND		ug/Kg	5.0	1	273339	09/03/21	09/03/21	TJW
Dieldrin	ND		ug/Kg	5.0	1	273339	09/03/21	09/03/21	TJW
4,4'-DDE	16		ug/Kg	5.0	1	273339	09/03/21	09/03/21	TJW
Endrin	ND		ug/Kg	5.0	1	273339	09/03/21	09/03/21	TJW
Endosulfan II	ND		ug/Kg	5.0	1	273339	09/03/21	09/03/21	TJW
Endosulfan sulfate	ND		ug/Kg	5.0	1	273339	09/03/21	09/03/21	TJW
4,4'-DDD	ND		ug/Kg	5.0	1	273339	09/03/21	09/03/21	TJW
Endrin aldehyde	ND		ug/Kg	5.0	1	273339	09/03/21	09/03/21	TJW
Endrin ketone	ND		ug/Kg	5.0	1	273339	09/03/21	09/03/21	TJW
4,4'-DDT	ND		ug/Kg	5.0	1	273339	09/03/21	09/03/21	TJW
Methoxychlor	ND		ug/Kg	10	1	273339	09/03/21	09/03/21	TJW
Toxaphene	ND		ug/Kg	100	1	273339	09/03/21	09/03/21	TJW
Chlordane (Technical)	ND		ug/Kg	50	1	273339	09/03/21	09/03/21	TJW
Surrogates				Limits					
TCMX	73%		%REC	23-120	1	273339	09/03/21	09/03/21	TJW
Decachlorobiphenyl	58%		%REC	24-120	1	273339	09/03/21	09/03/21	TJW

Analysis Results for 450050

Sample ID: SS-COMP-18	Lab ID: 450050-019	Collected: 09/01/21 15:35
Matrix: Soil		

450050-019 Analyte	Result	Qual	Units	RL	DF	Batch	Prepared	Analyzed	Chemist
Method: EPA 6010B									
Prep Method: EPA 3050B									
Arsenic	ND		mg/Kg	0.94	0.94	273380	09/03/21	09/04/21	KLN
Lead	3.4		mg/Kg	0.94	0.94	273380	09/03/21	09/04/21	KLN
Method: EPA 8081A									
Prep Method: EPA 3546									
alpha-BHC	ND		ug/Kg	5.0	1	273339	09/03/21	09/03/21	TJW
beta-BHC	ND		ug/Kg	5.0	1	273339	09/03/21	09/03/21	TJW
gamma-BHC	ND		ug/Kg	5.0	1	273339	09/03/21	09/03/21	TJW
delta-BHC	ND		ug/Kg	5.0	1	273339	09/03/21	09/03/21	TJW
Heptachlor	ND		ug/Kg	5.0	1	273339	09/03/21	09/03/21	TJW
Aldrin	ND		ug/Kg	5.0	1	273339	09/03/21	09/03/21	TJW
Heptachlor epoxide	ND		ug/Kg	5.0	1	273339	09/03/21	09/03/21	TJW
Endosulfan I	ND		ug/Kg	5.0	1	273339	09/03/21	09/03/21	TJW
Dieldrin	ND		ug/Kg	5.0	1	273339	09/03/21	09/03/21	TJW
4,4'-DDE	36		ug/Kg	5.0	1	273339	09/03/21	09/03/21	TJW
Endrin	ND		ug/Kg	5.0	1	273339	09/03/21	09/03/21	TJW
Endosulfan II	ND		ug/Kg	5.0	1	273339	09/03/21	09/03/21	TJW
Endosulfan sulfate	ND		ug/Kg	5.0	1	273339	09/03/21	09/03/21	TJW
4,4'-DDD	ND		ug/Kg	5.0	1	273339	09/03/21	09/03/21	TJW
Endrin aldehyde	ND		ug/Kg	5.0	1	273339	09/03/21	09/03/21	TJW
Endrin ketone	ND		ug/Kg	5.0	1	273339	09/03/21	09/03/21	TJW
4,4'-DDT	ND		ug/Kg	5.0	1	273339	09/03/21	09/03/21	TJW
Methoxychlor	ND		ug/Kg	10	1	273339	09/03/21	09/03/21	TJW
Toxaphene	ND		ug/Kg	100	1	273339	09/03/21	09/03/21	TJW
Chlordane (Technical)	ND		ug/Kg	50	1	273339	09/03/21	09/03/21	TJW
Surrogates				Limits					
TCMX	85%		%REC	23-120	1	273339	09/03/21	09/03/21	TJW
Decachlorobiphenyl	75%		%REC	24-120	1	273339	09/03/21	09/03/21	TJW

Analysis Results for 450050

Sample ID: SS-COMP-19	Lab ID: 450050-020	Collected: 09/01/21 15:11
Matrix: Soil		

450050-020 Analyte	Result	Qual	Units	RL	DF	Batch	Prepared	Analyzed	Chemist
Method: EPA 6010B									
Prep Method: EPA 3050B									
Arsenic	ND		mg/Kg	1.1	1.1	273380	09/03/21	09/04/21	KLN
Lead	3.7		mg/Kg	1.1	1.1	273380	09/03/21	09/04/21	KLN
Method: EPA 8081A									
Prep Method: EPA 3546									
alpha-BHC	ND		ug/Kg	5.0	1	273339	09/03/21	09/03/21	TJW
beta-BHC	ND		ug/Kg	5.0	1	273339	09/03/21	09/03/21	TJW
gamma-BHC	ND		ug/Kg	5.0	1	273339	09/03/21	09/03/21	TJW
delta-BHC	ND		ug/Kg	5.0	1	273339	09/03/21	09/03/21	TJW
Heptachlor	ND		ug/Kg	5.0	1	273339	09/03/21	09/03/21	TJW
Aldrin	ND		ug/Kg	5.0	1	273339	09/03/21	09/03/21	TJW
Heptachlor epoxide	ND		ug/Kg	5.0	1	273339	09/03/21	09/03/21	TJW
Endosulfan I	ND		ug/Kg	5.0	1	273339	09/03/21	09/03/21	TJW
Dieldrin	ND		ug/Kg	5.0	1	273339	09/03/21	09/03/21	TJW
4,4'-DDE	31		ug/Kg	5.0	1	273339	09/03/21	09/03/21	TJW
Endrin	ND		ug/Kg	5.0	1	273339	09/03/21	09/03/21	TJW
Endosulfan II	ND		ug/Kg	5.0	1	273339	09/03/21	09/03/21	TJW
Endosulfan sulfate	ND		ug/Kg	5.0	1	273339	09/03/21	09/03/21	TJW
4,4'-DDD	ND		ug/Kg	5.0	1	273339	09/03/21	09/03/21	TJW
Endrin aldehyde	ND		ug/Kg	5.0	1	273339	09/03/21	09/03/21	TJW
Endrin ketone	ND		ug/Kg	5.0	1	273339	09/03/21	09/03/21	TJW
4,4'-DDT	ND		ug/Kg	5.0	1	273339	09/03/21	09/03/21	TJW
Methoxychlor	ND		ug/Kg	10	1	273339	09/03/21	09/03/21	TJW
Toxaphene	ND		ug/Kg	100	1	273339	09/03/21	09/03/21	TJW
Chlordane (Technical)	ND		ug/Kg	50	1	273339	09/03/21	09/03/21	TJW
Surrogates				Limits					
TCMX	96%		%REC	23-120	1	273339	09/03/21	09/03/21	TJW
Decachlorobiphenyl	88%		%REC	24-120	1	273339	09/03/21	09/03/21	TJW

Analysis Results for 450050

Sample ID: SS-COMP-19-DUP	Lab ID: 450050-021	Collected: 09/01/21 15:11
Matrix: Soil		

450050-021 Analyte	Result	Qual	Units	RL	DF	Batch	Prepared	Analyzed	Chemist
Method: EPA 6010B									
Prep Method: EPA 3050B									
Arsenic	1.2		mg/Kg	1.0	1	273380	09/03/21	09/04/21	KLN
Lead	4.3		mg/Kg	1.0	1	273380	09/03/21	09/04/21	KLN
Method: EPA 8081A									
Prep Method: EPA 3546									
alpha-BHC	ND		ug/Kg	5.0	1	273393	09/03/21	09/08/21	MTS
beta-BHC	ND		ug/Kg	5.0	1	273393	09/03/21	09/08/21	MTS
gamma-BHC	ND		ug/Kg	5.0	1	273393	09/03/21	09/08/21	MTS
delta-BHC	ND		ug/Kg	5.0	1	273393	09/03/21	09/08/21	MTS
Heptachlor	ND		ug/Kg	5.0	1	273393	09/03/21	09/08/21	MTS
Aldrin	ND		ug/Kg	5.0	1	273393	09/03/21	09/08/21	MTS
Heptachlor epoxide	ND		ug/Kg	5.0	1	273393	09/03/21	09/08/21	MTS
Endosulfan I	ND		ug/Kg	5.0	1	273393	09/03/21	09/08/21	MTS
Dieldrin	ND		ug/Kg	5.0	1	273393	09/03/21	09/08/21	MTS
4,4'-DDE	57		ug/Kg	5.0	1	273393	09/03/21	09/08/21	MTS
Endrin	ND		ug/Kg	5.0	1	273393	09/03/21	09/08/21	MTS
Endosulfan II	ND		ug/Kg	5.0	1	273393	09/03/21	09/08/21	MTS
Endosulfan sulfate	ND		ug/Kg	5.0	1	273393	09/03/21	09/08/21	MTS
4,4'-DDD	ND		ug/Kg	5.0	1	273393	09/03/21	09/08/21	MTS
Endrin aldehyde	ND		ug/Kg	5.0	1	273393	09/03/21	09/08/21	MTS
Endrin ketone	ND		ug/Kg	5.0	1	273393	09/03/21	09/08/21	MTS
4,4'-DDT	ND		ug/Kg	5.0	1	273393	09/03/21	09/08/21	MTS
Methoxychlor	ND		ug/Kg	10	1	273393	09/03/21	09/08/21	MTS
Toxaphene	ND		ug/Kg	100	1	273393	09/03/21	09/08/21	MTS
Chlordane (Technical)	ND		ug/Kg	50	1	273393	09/03/21	09/08/21	MTS
Surrogates				Limits					
TCMX	75%		%REC	23-120	1	273393	09/03/21	09/08/21	MTS
Decachlorobiphenyl	85%		%REC	24-120	1	273393	09/03/21	09/08/21	MTS

Analysis Results for 450050

Sample ID: SS-COMP-20	Lab ID: 450050-022	Collected: 09/01/21 14:45
Matrix: Soil		

450050-022 Analyte	Result	Qual	Units	RL	DF	Batch	Prepared	Analyzed	Chemist
Method: EPA 6010B									
Prep Method: EPA 3050B									
Arsenic	1.9		mg/Kg	1.1	1.1	273380	09/03/21	09/04/21	KLN
Lead	4.7		mg/Kg	1.1	1.1	273380	09/03/21	09/04/21	KLN
Method: EPA 8081A									
Prep Method: EPA 3546									
alpha-BHC	ND		ug/Kg	5.1	1	273393	09/03/21	09/08/21	MTS
beta-BHC	ND		ug/Kg	5.1	1	273393	09/03/21	09/08/21	MTS
gamma-BHC	ND		ug/Kg	5.1	1	273393	09/03/21	09/08/21	MTS
delta-BHC	ND		ug/Kg	5.1	1	273393	09/03/21	09/08/21	MTS
Heptachlor	ND		ug/Kg	5.1	1	273393	09/03/21	09/08/21	MTS
Aldrin	ND		ug/Kg	5.1	1	273393	09/03/21	09/08/21	MTS
Heptachlor epoxide	ND		ug/Kg	5.1	1	273393	09/03/21	09/08/21	MTS
Endosulfan I	ND		ug/Kg	5.1	1	273393	09/03/21	09/08/21	MTS
Dieldrin	ND		ug/Kg	5.1	1	273393	09/03/21	09/08/21	MTS
4,4'-DDE	75		ug/Kg	5.1	1	273393	09/03/21	09/08/21	MTS
Endrin	ND		ug/Kg	5.1	1	273393	09/03/21	09/08/21	MTS
Endosulfan II	ND		ug/Kg	5.1	1	273393	09/03/21	09/08/21	MTS
Endosulfan sulfate	ND		ug/Kg	5.1	1	273393	09/03/21	09/08/21	MTS
4,4'-DDD	ND		ug/Kg	5.1	1	273393	09/03/21	09/08/21	MTS
Endrin aldehyde	ND		ug/Kg	5.1	1	273393	09/03/21	09/08/21	MTS
Endrin ketone	ND		ug/Kg	5.1	1	273393	09/03/21	09/08/21	MTS
4,4'-DDT	ND		ug/Kg	5.1	1	273393	09/03/21	09/08/21	MTS
Methoxychlor	ND		ug/Kg	10	1	273393	09/03/21	09/08/21	MTS
Toxaphene	ND		ug/Kg	100	1	273393	09/03/21	09/08/21	MTS
Chlordane (Technical)	ND		ug/Kg	51	1	273393	09/03/21	09/08/21	MTS
Surrogates				Limits					
TCMX	68%		%REC	23-120	1	273393	09/03/21	09/08/21	MTS
Decachlorobiphenyl	81%		%REC	24-120	1	273393	09/03/21	09/08/21	MTS

Analysis Results for 450050

Sample ID: SS-COMP-21	Lab ID: 450050-023	Collected: 09/01/21 17:27
Matrix: Soil		

450050-023 Analyte	Result	Qual	Units	RL	DF	Batch	Prepared	Analyzed	Chemist
Method: EPA 6010B									
Prep Method: EPA 3050B									
Arsenic	1.1		mg/Kg	0.99	0.99	273380	09/03/21	09/04/21	KLN
Lead	3.3		mg/Kg	0.99	0.99	273380	09/03/21	09/04/21	KLN
Method: EPA 8081A									
Prep Method: EPA 3546									
alpha-BHC	ND		ug/Kg	4.9	0.98	273393	09/03/21	09/08/21	MTS
beta-BHC	ND		ug/Kg	4.9	0.98	273393	09/03/21	09/08/21	MTS
gamma-BHC	ND		ug/Kg	4.9	0.98	273393	09/03/21	09/08/21	MTS
delta-BHC	ND		ug/Kg	4.9	0.98	273393	09/03/21	09/08/21	MTS
Heptachlor	ND		ug/Kg	4.9	0.98	273393	09/03/21	09/08/21	MTS
Aldrin	ND		ug/Kg	4.9	0.98	273393	09/03/21	09/08/21	MTS
Heptachlor epoxide	ND		ug/Kg	4.9	0.98	273393	09/03/21	09/08/21	MTS
Endosulfan I	ND		ug/Kg	4.9	0.98	273393	09/03/21	09/08/21	MTS
Dieldrin	ND		ug/Kg	4.9	0.98	273393	09/03/21	09/08/21	MTS
4,4'-DDE	66		ug/Kg	4.9	0.98	273393	09/03/21	09/08/21	MTS
Endrin	ND		ug/Kg	4.9	0.98	273393	09/03/21	09/08/21	MTS
Endosulfan II	ND		ug/Kg	4.9	0.98	273393	09/03/21	09/08/21	MTS
Endosulfan sulfate	ND		ug/Kg	4.9	0.98	273393	09/03/21	09/08/21	MTS
4,4'-DDD	ND		ug/Kg	4.9	0.98	273393	09/03/21	09/08/21	MTS
Endrin aldehyde	ND		ug/Kg	4.9	0.98	273393	09/03/21	09/08/21	MTS
Endrin ketone	ND		ug/Kg	4.9	0.98	273393	09/03/21	09/08/21	MTS
4,4'-DDT	12		ug/Kg	4.9	0.98	273393	09/03/21	09/08/21	MTS
Methoxychlor	ND		ug/Kg	9.8	0.98	273393	09/03/21	09/08/21	MTS
Toxaphene	ND		ug/Kg	98	0.98	273393	09/03/21	09/08/21	MTS
Chlordane (Technical)	ND		ug/Kg	49	0.98	273393	09/03/21	09/08/21	MTS
Surrogates				Limits					
TCMX	63%		%REC	23-120	0.98	273393	09/03/21	09/08/21	MTS
Decachlorobiphenyl	74%		%REC	24-120	0.98	273393	09/03/21	09/08/21	MTS

Analysis Results for 450050

Sample ID: SS-COMP-22	Lab ID: 450050-024	Collected: 09/01/21 17:41
Matrix: Soil		

450050-024 Analyte	Result	Qual	Units	RL	DF	Batch	Prepared	Analyzed	Chemist
Method: EPA 6010B									
Prep Method: EPA 3050B									
Arsenic	1.5		mg/Kg	1.0	1	273380	09/03/21	09/04/21	KLN
Lead	2.9		mg/Kg	1.0	1	273380	09/03/21	09/04/21	KLN
Method: EPA 8081A									
Prep Method: EPA 3546									
alpha-BHC	ND		ug/Kg	5.1	1	273393	09/03/21	09/08/21	MTS
beta-BHC	ND		ug/Kg	5.1	1	273393	09/03/21	09/08/21	MTS
gamma-BHC	ND		ug/Kg	5.1	1	273393	09/03/21	09/08/21	MTS
delta-BHC	ND		ug/Kg	5.1	1	273393	09/03/21	09/08/21	MTS
Heptachlor	ND		ug/Kg	5.1	1	273393	09/03/21	09/08/21	MTS
Aldrin	ND		ug/Kg	5.1	1	273393	09/03/21	09/08/21	MTS
Heptachlor epoxide	ND		ug/Kg	5.1	1	273393	09/03/21	09/08/21	MTS
Endosulfan I	ND		ug/Kg	5.1	1	273393	09/03/21	09/08/21	MTS
Dieldrin	ND		ug/Kg	5.1	1	273393	09/03/21	09/08/21	MTS
4,4'-DDE	9.2		ug/Kg	5.1	1	273393	09/03/21	09/08/21	MTS
Endrin	ND		ug/Kg	5.1	1	273393	09/03/21	09/08/21	MTS
Endosulfan II	ND		ug/Kg	5.1	1	273393	09/03/21	09/08/21	MTS
Endosulfan sulfate	ND		ug/Kg	5.1	1	273393	09/03/21	09/08/21	MTS
4,4'-DDD	ND		ug/Kg	5.1	1	273393	09/03/21	09/08/21	MTS
Endrin aldehyde	ND		ug/Kg	5.1	1	273393	09/03/21	09/08/21	MTS
Endrin ketone	ND		ug/Kg	5.1	1	273393	09/03/21	09/08/21	MTS
4,4'-DDT	ND		ug/Kg	5.1	1	273393	09/03/21	09/08/21	MTS
Methoxychlor	ND		ug/Kg	10	1	273393	09/03/21	09/08/21	MTS
Toxaphene	ND		ug/Kg	100	1	273393	09/03/21	09/08/21	MTS
Chlordane (Technical)	ND		ug/Kg	51	1	273393	09/03/21	09/08/21	MTS
Surrogates				Limits					
TCMX	69%		%REC	23-120	1	273393	09/03/21	09/08/21	MTS
Decachlorobiphenyl	80%		%REC	24-120	1	273393	09/03/21	09/08/21	MTS

Analysis Results for 450050

Sample ID: SS-COMP-23	Lab ID: 450050-025	Collected: 09/01/21 17:57
Matrix: Soil		

450050-025 Analyte	Result	Qual	Units	RL	DF	Batch	Prepared	Analyzed	Chemist
Method: EPA 6010B									
Prep Method: EPA 3050B									
Arsenic	1.0		mg/Kg	0.94	0.94	273380	09/03/21	09/04/21	KLN
Lead	3.0		mg/Kg	0.94	0.94	273380	09/03/21	09/04/21	KLN
Method: EPA 8081A									
Prep Method: EPA 3546									
alpha-BHC	ND		ug/Kg	5.1	1	273393	09/03/21	09/08/21	MTS
beta-BHC	ND		ug/Kg	5.1	1	273393	09/03/21	09/08/21	MTS
gamma-BHC	ND		ug/Kg	5.1	1	273393	09/03/21	09/08/21	MTS
delta-BHC	ND		ug/Kg	5.1	1	273393	09/03/21	09/08/21	MTS
Heptachlor	ND		ug/Kg	5.1	1	273393	09/03/21	09/08/21	MTS
Aldrin	ND		ug/Kg	5.1	1	273393	09/03/21	09/08/21	MTS
Heptachlor epoxide	ND		ug/Kg	5.1	1	273393	09/03/21	09/08/21	MTS
Endosulfan I	ND		ug/Kg	5.1	1	273393	09/03/21	09/08/21	MTS
Dieldrin	ND		ug/Kg	5.1	1	273393	09/03/21	09/08/21	MTS
4,4'-DDE	20		ug/Kg	5.1	1	273393	09/03/21	09/08/21	MTS
Endrin	ND		ug/Kg	5.1	1	273393	09/03/21	09/08/21	MTS
Endosulfan II	ND		ug/Kg	5.1	1	273393	09/03/21	09/08/21	MTS
Endosulfan sulfate	ND		ug/Kg	5.1	1	273393	09/03/21	09/08/21	MTS
4,4'-DDD	ND		ug/Kg	5.1	1	273393	09/03/21	09/08/21	MTS
Endrin aldehyde	ND		ug/Kg	5.1	1	273393	09/03/21	09/08/21	MTS
Endrin ketone	ND		ug/Kg	5.1	1	273393	09/03/21	09/08/21	MTS
4,4'-DDT	ND		ug/Kg	5.1	1	273393	09/03/21	09/08/21	MTS
Methoxychlor	ND		ug/Kg	10	1	273393	09/03/21	09/08/21	MTS
Toxaphene	ND		ug/Kg	100	1	273393	09/03/21	09/08/21	MTS
Chlordane (Technical)	ND		ug/Kg	51	1	273393	09/03/21	09/08/21	MTS
Surrogates				Limits					
TCMX	67%		%REC	23-120	1	273393	09/03/21	09/08/21	MTS
Decachlorobiphenyl	79%		%REC	24-120	1	273393	09/03/21	09/08/21	MTS

Analysis Results for 450050

Sample ID: SS-COMP-24	Lab ID: 450050-026	Collected: 09/01/21 18:12
Matrix: Soil		

450050-026 Analyte	Result	Qual	Units	RL	DF	Batch	Prepared	Analyzed	Chemist
Method: EPA 6010B									
Prep Method: EPA 3050B									
Arsenic	1.2		mg/Kg	0.98	0.98	273380	09/03/21	09/07/21	KLN
Lead	4.1		mg/Kg	0.98	0.98	273380	09/03/21	09/07/21	KLN
Method: EPA 8081A									
Prep Method: EPA 3546									
alpha-BHC	ND		ug/Kg	5.1	1	273393	09/03/21	09/08/21	MTS
beta-BHC	ND		ug/Kg	5.1	1	273393	09/03/21	09/08/21	MTS
gamma-BHC	ND		ug/Kg	5.1	1	273393	09/03/21	09/08/21	MTS
delta-BHC	ND		ug/Kg	5.1	1	273393	09/03/21	09/08/21	MTS
Heptachlor	ND		ug/Kg	5.1	1	273393	09/03/21	09/08/21	MTS
Aldrin	ND		ug/Kg	5.1	1	273393	09/03/21	09/08/21	MTS
Heptachlor epoxide	ND		ug/Kg	5.1	1	273393	09/03/21	09/08/21	MTS
Endosulfan I	ND		ug/Kg	5.1	1	273393	09/03/21	09/08/21	MTS
Dieldrin	ND		ug/Kg	5.1	1	273393	09/03/21	09/08/21	MTS
4,4'-DDE	40		ug/Kg	5.1	1	273393	09/03/21	09/08/21	MTS
Endrin	ND		ug/Kg	5.1	1	273393	09/03/21	09/08/21	MTS
Endosulfan II	ND		ug/Kg	5.1	1	273393	09/03/21	09/08/21	MTS
Endosulfan sulfate	ND		ug/Kg	5.1	1	273393	09/03/21	09/08/21	MTS
4,4'-DDD	ND		ug/Kg	5.1	1	273393	09/03/21	09/08/21	MTS
Endrin aldehyde	ND		ug/Kg	5.1	1	273393	09/03/21	09/08/21	MTS
Endrin ketone	ND		ug/Kg	5.1	1	273393	09/03/21	09/08/21	MTS
4,4'-DDT	ND		ug/Kg	5.1	1	273393	09/03/21	09/08/21	MTS
Methoxychlor	ND		ug/Kg	10	1	273393	09/03/21	09/08/21	MTS
Toxaphene	ND		ug/Kg	100	1	273393	09/03/21	09/08/21	MTS
Chlordane (Technical)	ND		ug/Kg	51	1	273393	09/03/21	09/08/21	MTS
Surrogates				Limits					
TCMX	77%		%REC	23-120	1	273393	09/03/21	09/08/21	MTS
Decachlorobiphenyl	92%		%REC	24-120	1	273393	09/03/21	09/08/21	MTS

Analysis Results for 450050

Sample ID: SS-COMP-25	Lab ID: 450050-027	Collected: 09/01/21 18:31
Matrix: Soil		

450050-027 Analyte	Result	Qual	Units	RL	DF	Batch	Prepared	Analyzed	Chemist
Method: EPA 6010B									
Prep Method: EPA 3050B									
Arsenic	1.2		mg/Kg	1.1	1.1	273381	09/03/21	09/04/21	KLN
Lead	4.5		mg/Kg	1.1	1.1	273381	09/03/21	09/04/21	KLN
Method: EPA 8081A									
Prep Method: EPA 3546									
alpha-BHC	ND		ug/Kg	5.0	1	273393	09/03/21	09/08/21	MTS
beta-BHC	ND		ug/Kg	5.0	1	273393	09/03/21	09/08/21	MTS
gamma-BHC	ND		ug/Kg	5.0	1	273393	09/03/21	09/08/21	MTS
delta-BHC	ND		ug/Kg	5.0	1	273393	09/03/21	09/08/21	MTS
Heptachlor	ND		ug/Kg	5.0	1	273393	09/03/21	09/08/21	MTS
Aldrin	ND		ug/Kg	5.0	1	273393	09/03/21	09/08/21	MTS
Heptachlor epoxide	ND		ug/Kg	5.0	1	273393	09/03/21	09/08/21	MTS
Endosulfan I	ND		ug/Kg	5.0	1	273393	09/03/21	09/08/21	MTS
Dieldrin	ND		ug/Kg	5.0	1	273393	09/03/21	09/08/21	MTS
4,4'-DDE	59		ug/Kg	5.0	1	273393	09/03/21	09/08/21	MTS
Endrin	ND		ug/Kg	5.0	1	273393	09/03/21	09/08/21	MTS
Endosulfan II	ND		ug/Kg	5.0	1	273393	09/03/21	09/08/21	MTS
Endosulfan sulfate	ND		ug/Kg	5.0	1	273393	09/03/21	09/08/21	MTS
4,4'-DDD	ND		ug/Kg	5.0	1	273393	09/03/21	09/08/21	MTS
Endrin aldehyde	ND		ug/Kg	5.0	1	273393	09/03/21	09/08/21	MTS
Endrin ketone	ND		ug/Kg	5.0	1	273393	09/03/21	09/08/21	MTS
4,4'-DDT	5.2		ug/Kg	5.0	1	273393	09/03/21	09/08/21	MTS
Methoxychlor	ND		ug/Kg	10	1	273393	09/03/21	09/08/21	MTS
Toxaphene	ND		ug/Kg	100	1	273393	09/03/21	09/08/21	MTS
Chlordane (Technical)	ND		ug/Kg	50	1	273393	09/03/21	09/08/21	MTS
Surrogates				Limits					
TCMX	71%		%REC	23-120	1	273393	09/03/21	09/08/21	MTS
Decachlorobiphenyl	85%		%REC	24-120	1	273393	09/03/21	09/08/21	MTS

Analysis Results for 450050

Sample ID: SS-COMP-26	Lab ID: 450050-028	Collected: 09/02/21 09:27
Matrix: Soil		

450050-028 Analyte	Result	Qual	Units	RL	DF	Batch	Prepared	Analyzed	Chemist
Method: EPA 6010B									
Prep Method: EPA 3050B									
Antimony	ND		mg/Kg	3.1	1	273381	09/03/21	09/04/21	KLN
Arsenic	1.4		mg/Kg	1.0	1	273381	09/03/21	09/04/21	KLN
Barium	200		mg/Kg	1.0	1	273381	09/03/21	09/04/21	KLN
Beryllium	ND		mg/Kg	0.52	1	273381	09/03/21	09/04/21	KLN
Cadmium	ND		mg/Kg	0.52	1	273381	09/03/21	09/04/21	KLN
Chromium	10		mg/Kg	1.0	1	273381	09/03/21	09/04/21	KLN
Cobalt	5.8		mg/Kg	0.52	1	273381	09/03/21	09/04/21	KLN
Copper	37		mg/Kg	1.0	1	273381	09/03/21	09/04/21	KLN
Lead	3.7		mg/Kg	1.0	1	273381	09/03/21	09/04/21	KLN
Molybdenum	ND		mg/Kg	1.0	1	273381	09/03/21	09/04/21	KLN
Nickel	5.9		mg/Kg	1.0	1	273381	09/03/21	09/04/21	KLN
Selenium	ND		mg/Kg	3.1	1	273381	09/03/21	09/04/21	KLN
Silver	ND		mg/Kg	0.52	1	273381	09/03/21	09/04/21	KLN
Thallium	ND		mg/Kg	3.1	1	273381	09/03/21	09/04/21	KLN
Vanadium	34		mg/Kg	1.0	1	273381	09/03/21	09/04/21	KLN
Zinc	89		mg/Kg	5.2	1	273381	09/03/21	09/04/21	KLN
Method: EPA 7471A									
Prep Method: METHOD									
Mercury	ND		mg/Kg	0.16	1.1	273447	09/07/21	09/07/21	TNN
Method: EPA 8081A									
Prep Method: EPA 3546									
alpha-BHC	ND		ug/Kg	5.0	1	273393	09/03/21	09/08/21	MTS
beta-BHC	ND		ug/Kg	5.0	1	273393	09/03/21	09/08/21	MTS
gamma-BHC	ND		ug/Kg	5.0	1	273393	09/03/21	09/08/21	MTS
delta-BHC	ND		ug/Kg	5.0	1	273393	09/03/21	09/08/21	MTS
Heptachlor	ND		ug/Kg	5.0	1	273393	09/03/21	09/08/21	MTS
Aldrin	ND		ug/Kg	5.0	1	273393	09/03/21	09/08/21	MTS
Heptachlor epoxide	ND		ug/Kg	5.0	1	273393	09/03/21	09/08/21	MTS
Endosulfan I	ND		ug/Kg	5.0	1	273393	09/03/21	09/08/21	MTS
Dieldrin	ND		ug/Kg	5.0	1	273393	09/03/21	09/08/21	MTS
4,4'-DDE	83		ug/Kg	5.0	1	273393	09/03/21	09/08/21	MTS
Endrin	ND		ug/Kg	5.0	1	273393	09/03/21	09/08/21	MTS
Endosulfan II	ND		ug/Kg	5.0	1	273393	09/03/21	09/08/21	MTS
Endosulfan sulfate	ND		ug/Kg	5.0	1	273393	09/03/21	09/08/21	MTS
4,4'-DDD	6.5		ug/Kg	5.0	1	273393	09/03/21	09/08/21	MTS
Endrin aldehyde	ND		ug/Kg	5.0	1	273393	09/03/21	09/08/21	MTS
Endrin ketone	ND		ug/Kg	5.0	1	273393	09/03/21	09/08/21	MTS
4,4'-DDT	94		ug/Kg	5.0	1	273393	09/03/21	09/08/21	MTS
Methoxychlor	ND		ug/Kg	10	1	273393	09/03/21	09/08/21	MTS
Toxaphene	ND		ug/Kg	100	1	273393	09/03/21	09/08/21	MTS

Analysis Results for 450050

450050-028 Analyte	Result	Qual	Units	RL	DF	Batch	Prepared	Analyzed	Chemist
Chlordane (Technical)	ND		ug/Kg	50	1	273393	09/03/21	09/08/21	MTS
Surrogates			Limits						
TCMX	71%		%REC	23-120	1	273393	09/03/21	09/08/21	MTS
Decachlorobiphenyl	93%		%REC	24-120	1	273393	09/03/21	09/08/21	MTS

Sample ID: SS-COMP-27 **Lab ID: 450050-029** **Collected: 09/02/21 08:32**
Matrix: Soil

450050-029 Analyte	Result	Qual	Units	RL	DF	Batch	Prepared	Analyzed	Chemist
Method: EPA 6010B									
Prep Method: EPA 3050B									
Arsenic	1.3		mg/Kg	0.98	0.98	273381	09/03/21	09/04/21	KLN
Lead	3.8		mg/Kg	0.98	0.98	273381	09/03/21	09/04/21	KLN
Method: EPA 8081A									
Prep Method: EPA 3546									
alpha-BHC	ND		ug/Kg	5.0	0.99	273393	09/03/21	09/08/21	MTS
beta-BHC	ND		ug/Kg	5.0	0.99	273393	09/03/21	09/08/21	MTS
gamma-BHC	ND		ug/Kg	5.0	0.99	273393	09/03/21	09/08/21	MTS
delta-BHC	ND		ug/Kg	5.0	0.99	273393	09/03/21	09/08/21	MTS
Heptachlor	ND		ug/Kg	5.0	0.99	273393	09/03/21	09/08/21	MTS
Aldrin	ND		ug/Kg	5.0	0.99	273393	09/03/21	09/08/21	MTS
Heptachlor epoxide	ND		ug/Kg	5.0	0.99	273393	09/03/21	09/08/21	MTS
Endosulfan I	ND		ug/Kg	5.0	0.99	273393	09/03/21	09/08/21	MTS
Dieldrin	ND		ug/Kg	5.0	0.99	273393	09/03/21	09/08/21	MTS
4,4'-DDE	100		ug/Kg	5.0	0.99	273393	09/03/21	09/08/21	MTS
Endrin	ND		ug/Kg	5.0	0.99	273393	09/03/21	09/08/21	MTS
Endosulfan II	ND		ug/Kg	5.0	0.99	273393	09/03/21	09/08/21	MTS
Endosulfan sulfate	ND		ug/Kg	5.0	0.99	273393	09/03/21	09/08/21	MTS
4,4'-DDD	8.1		ug/Kg	5.0	0.99	273393	09/03/21	09/08/21	MTS
Endrin aldehyde	ND		ug/Kg	5.0	0.99	273393	09/03/21	09/08/21	MTS
Endrin ketone	ND		ug/Kg	5.0	0.99	273393	09/03/21	09/08/21	MTS
4,4'-DDT	130		ug/Kg	5.0	0.99	273393	09/03/21	09/08/21	MTS
Methoxychlor	ND		ug/Kg	9.9	0.99	273393	09/03/21	09/08/21	MTS
Toxaphene	ND		ug/Kg	99	0.99	273393	09/03/21	09/08/21	MTS
Chlordane (Technical)	ND		ug/Kg	50	0.99	273393	09/03/21	09/08/21	MTS
Surrogates			Limits						
TCMX	74%		%REC	23-120	0.99	273393	09/03/21	09/08/21	MTS
Decachlorobiphenyl	87%		%REC	24-120	0.99	273393	09/03/21	09/08/21	MTS

Analysis Results for 450050

Sample ID: SS-COMP-27-DUP	Lab ID: 450050-030	Collected: 09/02/21 08:32
Matrix: Soil		

450050-030 Analyte	Result	Qual	Units	RL	DF	Batch	Prepared	Analyzed	Chemist
Method: EPA 6010B									
Prep Method: EPA 3050B									
Arsenic	1.5		mg/Kg	0.98	0.98	273381	09/03/21	09/04/21	KLN
Lead	3.6		mg/Kg	0.98	0.98	273381	09/03/21	09/04/21	KLN
Method: EPA 8081A									
Prep Method: EPA 3546									
alpha-BHC	ND		ug/Kg	4.9	0.98	273393	09/03/21	09/08/21	MTS
beta-BHC	ND		ug/Kg	4.9	0.98	273393	09/03/21	09/08/21	MTS
gamma-BHC	ND		ug/Kg	4.9	0.98	273393	09/03/21	09/08/21	MTS
delta-BHC	ND		ug/Kg	4.9	0.98	273393	09/03/21	09/08/21	MTS
Heptachlor	ND		ug/Kg	4.9	0.98	273393	09/03/21	09/08/21	MTS
Aldrin	ND		ug/Kg	4.9	0.98	273393	09/03/21	09/08/21	MTS
Heptachlor epoxide	ND		ug/Kg	4.9	0.98	273393	09/03/21	09/08/21	MTS
Endosulfan I	ND		ug/Kg	4.9	0.98	273393	09/03/21	09/08/21	MTS
Dieldrin	ND		ug/Kg	4.9	0.98	273393	09/03/21	09/08/21	MTS
4,4'-DDE	110		ug/Kg	4.9	0.98	273393	09/03/21	09/08/21	MTS
Endrin	ND		ug/Kg	4.9	0.98	273393	09/03/21	09/08/21	MTS
Endosulfan II	ND		ug/Kg	4.9	0.98	273393	09/03/21	09/08/21	MTS
Endosulfan sulfate	ND		ug/Kg	4.9	0.98	273393	09/03/21	09/08/21	MTS
4,4'-DDD	8.3		ug/Kg	4.9	0.98	273393	09/03/21	09/08/21	MTS
Endrin aldehyde	ND		ug/Kg	4.9	0.98	273393	09/03/21	09/08/21	MTS
Endrin ketone	ND		ug/Kg	4.9	0.98	273393	09/03/21	09/08/21	MTS
4,4'-DDT	120		ug/Kg	4.9	0.98	273393	09/03/21	09/08/21	MTS
Methoxychlor	ND		ug/Kg	9.8	0.98	273393	09/03/21	09/08/21	MTS
Toxaphene	ND		ug/Kg	98	0.98	273393	09/03/21	09/08/21	MTS
Chlordane (Technical)	ND		ug/Kg	49	0.98	273393	09/03/21	09/08/21	MTS
Surrogates				Limits					
TCMX	74%		%REC	23-120	0.98	273393	09/03/21	09/08/21	MTS
Decachlorobiphenyl	88%		%REC	24-120	0.98	273393	09/03/21	09/08/21	MTS

Analysis Results for 450050

Sample ID: SS-COMP-28	Lab ID: 450050-031	Collected: 09/02/21 08:14
Matrix: Soil		

450050-031 Analyte	Result	Qual	Units	RL	DF	Batch	Prepared	Analyzed	Chemist
Method: EPA 6010B									
Prep Method: EPA 3050B									
Arsenic	9.3		mg/Kg	1.0	1	273381	09/03/21	09/04/21	KLN
Lead	5.2		mg/Kg	1.0	1	273381	09/03/21	09/04/21	KLN
Method: EPA 8081A									
Prep Method: EPA 3546									
alpha-BHC	ND		ug/Kg	5.0	1	273393	09/03/21	09/08/21	MTS
beta-BHC	ND		ug/Kg	5.0	1	273393	09/03/21	09/08/21	MTS
gamma-BHC	ND		ug/Kg	5.0	1	273393	09/03/21	09/08/21	MTS
delta-BHC	ND		ug/Kg	5.0	1	273393	09/03/21	09/08/21	MTS
Heptachlor	ND		ug/Kg	5.0	1	273393	09/03/21	09/08/21	MTS
Aldrin	ND		ug/Kg	5.0	1	273393	09/03/21	09/08/21	MTS
Heptachlor epoxide	ND		ug/Kg	5.0	1	273393	09/03/21	09/08/21	MTS
Endosulfan I	ND		ug/Kg	5.0	1	273393	09/03/21	09/08/21	MTS
Dieldrin	ND		ug/Kg	5.0	1	273393	09/03/21	09/08/21	MTS
4,4'-DDE	97		ug/Kg	5.0	1	273393	09/03/21	09/08/21	MTS
Endrin	ND		ug/Kg	5.0	1	273393	09/03/21	09/08/21	MTS
Endosulfan II	ND		ug/Kg	5.0	1	273393	09/03/21	09/08/21	MTS
Endosulfan sulfate	ND		ug/Kg	5.0	1	273393	09/03/21	09/08/21	MTS
4,4'-DDD	18		ug/Kg	5.0	1	273393	09/03/21	09/08/21	MTS
Endrin aldehyde	ND		ug/Kg	5.0	1	273393	09/03/21	09/08/21	MTS
Endrin ketone	ND		ug/Kg	5.0	1	273393	09/03/21	09/08/21	MTS
4,4'-DDT	240		ug/Kg	5.0	1	273393	09/03/21	09/08/21	MTS
Methoxychlor	ND		ug/Kg	10	1	273393	09/03/21	09/08/21	MTS
Toxaphene	ND		ug/Kg	100	1	273393	09/03/21	09/08/21	MTS
Chlordane (Technical)	ND		ug/Kg	50	1	273393	09/03/21	09/08/21	MTS
Surrogates				Limits					
TCMX	69%		%REC	23-120	1	273393	09/03/21	09/08/21	MTS
Decachlorobiphenyl	79%		%REC	24-120	1	273393	09/03/21	09/08/21	MTS

Analysis Results for 450050

Sample ID: SS-COMP-29	Lab ID: 450050-032	Collected: 09/02/21 07:52
Matrix: Soil		

450050-032 Analyte	Result	Qual	Units	RL	DF	Batch	Prepared	Analyzed	Chemist
Method: EPA 6010B									
Prep Method: EPA 3050B									
Arsenic	1.1		mg/Kg	0.96	0.96	273381	09/03/21	09/04/21	KLN
Lead	4.1		mg/Kg	0.96	0.96	273381	09/03/21	09/04/21	KLN
Method: EPA 8081A									
Prep Method: EPA 3546									
alpha-BHC	ND		ug/Kg	5.0	1	273393	09/03/21	09/08/21	MTS
beta-BHC	ND		ug/Kg	5.0	1	273393	09/03/21	09/08/21	MTS
gamma-BHC	ND		ug/Kg	5.0	1	273393	09/03/21	09/08/21	MTS
delta-BHC	ND		ug/Kg	5.0	1	273393	09/03/21	09/08/21	MTS
Heptachlor	ND		ug/Kg	5.0	1	273393	09/03/21	09/08/21	MTS
Aldrin	ND		ug/Kg	5.0	1	273393	09/03/21	09/08/21	MTS
Heptachlor epoxide	ND		ug/Kg	5.0	1	273393	09/03/21	09/08/21	MTS
Endosulfan I	ND		ug/Kg	5.0	1	273393	09/03/21	09/08/21	MTS
Dieldrin	ND		ug/Kg	5.0	1	273393	09/03/21	09/08/21	MTS
4,4'-DDE	63		ug/Kg	5.0	1	273393	09/03/21	09/08/21	MTS
Endrin	ND		ug/Kg	5.0	1	273393	09/03/21	09/08/21	MTS
Endosulfan II	ND		ug/Kg	5.0	1	273393	09/03/21	09/08/21	MTS
Endosulfan sulfate	ND		ug/Kg	5.0	1	273393	09/03/21	09/08/21	MTS
4,4'-DDD	ND		ug/Kg	5.0	1	273393	09/03/21	09/08/21	MTS
Endrin aldehyde	ND		ug/Kg	5.0	1	273393	09/03/21	09/08/21	MTS
Endrin ketone	ND		ug/Kg	5.0	1	273393	09/03/21	09/08/21	MTS
4,4'-DDT	6.8		ug/Kg	5.0	1	273393	09/03/21	09/08/21	MTS
Methoxychlor	ND		ug/Kg	10	1	273393	09/03/21	09/08/21	MTS
Toxaphene	ND		ug/Kg	100	1	273393	09/03/21	09/08/21	MTS
Chlordane (Technical)	ND		ug/Kg	50	1	273393	09/03/21	09/08/21	MTS
Surrogates				Limits					
TCMX	71%		%REC	23-120	1	273393	09/03/21	09/08/21	MTS
Decachlorobiphenyl	83%		%REC	24-120	1	273393	09/03/21	09/08/21	MTS

Analysis Results for 450050

Sample ID: SS-COMP-30	Lab ID: 450050-033	Collected: 09/02/21 07:32
Matrix: Soil		

450050-033 Analyte	Result	Qual	Units	RL	DF	Batch	Prepared	Analyzed	Chemist
Method: EPA 6010B									
Prep Method: EPA 3050B									
Arsenic	1.2		mg/Kg	1.1	1.1	273381	09/03/21	09/04/21	KLN
Lead	4.2		mg/Kg	1.1	1.1	273381	09/03/21	09/04/21	KLN
Method: EPA 8081A									
Prep Method: EPA 3546									
alpha-BHC	ND		ug/Kg	4.9	0.98	273393	09/03/21	09/08/21	MTS
beta-BHC	ND		ug/Kg	4.9	0.98	273393	09/03/21	09/08/21	MTS
gamma-BHC	ND		ug/Kg	4.9	0.98	273393	09/03/21	09/08/21	MTS
delta-BHC	ND		ug/Kg	4.9	0.98	273393	09/03/21	09/08/21	MTS
Heptachlor	ND		ug/Kg	4.9	0.98	273393	09/03/21	09/08/21	MTS
Aldrin	ND		ug/Kg	4.9	0.98	273393	09/03/21	09/08/21	MTS
Heptachlor epoxide	ND		ug/Kg	4.9	0.98	273393	09/03/21	09/08/21	MTS
Endosulfan I	ND		ug/Kg	4.9	0.98	273393	09/03/21	09/08/21	MTS
Dieldrin	ND		ug/Kg	4.9	0.98	273393	09/03/21	09/08/21	MTS
4,4'-DDE	90		ug/Kg	4.9	0.98	273393	09/03/21	09/08/21	MTS
Endrin	ND		ug/Kg	4.9	0.98	273393	09/03/21	09/08/21	MTS
Endosulfan II	ND		ug/Kg	4.9	0.98	273393	09/03/21	09/08/21	MTS
Endosulfan sulfate	ND		ug/Kg	4.9	0.98	273393	09/03/21	09/08/21	MTS
4,4'-DDD	ND		ug/Kg	4.9	0.98	273393	09/03/21	09/08/21	MTS
Endrin aldehyde	ND		ug/Kg	4.9	0.98	273393	09/03/21	09/08/21	MTS
Endrin ketone	ND		ug/Kg	4.9	0.98	273393	09/03/21	09/08/21	MTS
4,4'-DDT	10		ug/Kg	4.9	0.98	273393	09/03/21	09/08/21	MTS
Methoxychlor	ND		ug/Kg	9.8	0.98	273393	09/03/21	09/08/21	MTS
Toxaphene	ND		ug/Kg	98	0.98	273393	09/03/21	09/08/21	MTS
Chlordane (Technical)	ND		ug/Kg	49	0.98	273393	09/03/21	09/08/21	MTS
Surrogates				Limits					
TCMX	71%		%REC	23-120	0.98	273393	09/03/21	09/08/21	MTS
Decachlorobiphenyl	81%		%REC	24-120	0.98	273393	09/03/21	09/08/21	MTS

Analysis Results for 450050

Sample ID: SS-COMP-30-DUP	Lab ID: 450050-034	Collected: 09/02/21 07:32
Matrix: Soil		

450050-034 Analyte	Result	Qual	Units	RL	DF	Batch	Prepared	Analyzed	Chemist
Method: EPA 6010B									
Prep Method: EPA 3050B									
Arsenic	1.4		mg/Kg	1.0	1	273381	09/03/21	09/04/21	KLN
Lead	4.2		mg/Kg	1.0	1	273381	09/03/21	09/04/21	KLN
Method: EPA 8081A									
Prep Method: EPA 3546									
alpha-BHC	ND		ug/Kg	5.1	1	273393	09/03/21	09/08/21	MTS
beta-BHC	ND		ug/Kg	5.1	1	273393	09/03/21	09/08/21	MTS
gamma-BHC	ND		ug/Kg	5.1	1	273393	09/03/21	09/08/21	MTS
delta-BHC	ND		ug/Kg	5.1	1	273393	09/03/21	09/08/21	MTS
Heptachlor	ND		ug/Kg	5.1	1	273393	09/03/21	09/08/21	MTS
Aldrin	ND		ug/Kg	5.1	1	273393	09/03/21	09/08/21	MTS
Heptachlor epoxide	ND		ug/Kg	5.1	1	273393	09/03/21	09/08/21	MTS
Endosulfan I	ND		ug/Kg	5.1	1	273393	09/03/21	09/08/21	MTS
Dieldrin	ND		ug/Kg	5.1	1	273393	09/03/21	09/08/21	MTS
4,4'-DDE	80		ug/Kg	5.1	1	273393	09/03/21	09/08/21	MTS
Endrin	ND		ug/Kg	5.1	1	273393	09/03/21	09/08/21	MTS
Endosulfan II	ND		ug/Kg	5.1	1	273393	09/03/21	09/08/21	MTS
Endosulfan sulfate	ND		ug/Kg	5.1	1	273393	09/03/21	09/08/21	MTS
4,4'-DDD	ND		ug/Kg	5.1	1	273393	09/03/21	09/08/21	MTS
Endrin aldehyde	ND		ug/Kg	5.1	1	273393	09/03/21	09/08/21	MTS
Endrin ketone	ND		ug/Kg	5.1	1	273393	09/03/21	09/08/21	MTS
4,4'-DDT	12		ug/Kg	5.1	1	273393	09/03/21	09/08/21	MTS
Methoxychlor	ND		ug/Kg	10	1	273393	09/03/21	09/08/21	MTS
Toxaphene	ND		ug/Kg	100	1	273393	09/03/21	09/08/21	MTS
Chlordane (Technical)	ND		ug/Kg	51	1	273393	09/03/21	09/08/21	MTS
Surrogates				Limits					
TCMX	75%		%REC	23-120	1	273393	09/03/21	09/08/21	MTS
Decachlorobiphenyl	83%		%REC	24-120	1	273393	09/03/21	09/08/21	MTS

Analysis Results for 450050

Sample ID: SS-COMP-31	Lab ID: 450050-035	Collected: 09/02/21 09:44
Matrix: Soil		

450050-035 Analyte	Result	Qual	Units	RL	DF	Batch	Prepared	Analyzed	Chemist
Method: EPA 6010B									
Prep Method: EPA 3050B									
Arsenic	1.5		mg/Kg	1.0	1	273381	09/03/21	09/04/21	KLN
Lead	4.1		mg/Kg	1.0	1	273381	09/03/21	09/04/21	KLN
Method: EPA 8081A									
Prep Method: EPA 3546									
alpha-BHC	ND		ug/Kg	5.0	1	273393	09/03/21	09/08/21	MTS
beta-BHC	ND		ug/Kg	5.0	1	273393	09/03/21	09/08/21	MTS
gamma-BHC	ND		ug/Kg	5.0	1	273393	09/03/21	09/08/21	MTS
delta-BHC	ND		ug/Kg	5.0	1	273393	09/03/21	09/08/21	MTS
Heptachlor	ND		ug/Kg	5.0	1	273393	09/03/21	09/08/21	MTS
Aldrin	ND		ug/Kg	5.0	1	273393	09/03/21	09/08/21	MTS
Heptachlor epoxide	ND		ug/Kg	5.0	1	273393	09/03/21	09/08/21	MTS
Endosulfan I	ND		ug/Kg	5.0	1	273393	09/03/21	09/08/21	MTS
Dieldrin	ND		ug/Kg	5.0	1	273393	09/03/21	09/08/21	MTS
4,4'-DDE	91		ug/Kg	5.0	1	273393	09/03/21	09/08/21	MTS
Endrin	ND		ug/Kg	5.0	1	273393	09/03/21	09/08/21	MTS
Endosulfan II	ND		ug/Kg	5.0	1	273393	09/03/21	09/08/21	MTS
Endosulfan sulfate	ND		ug/Kg	5.0	1	273393	09/03/21	09/08/21	MTS
4,4'-DDD	39		ug/Kg	5.0	1	273393	09/03/21	09/08/21	MTS
Endrin aldehyde	5.6		ug/Kg	5.0	1	273393	09/03/21	09/08/21	MTS
Endrin ketone	ND		ug/Kg	5.0	1	273393	09/03/21	09/08/21	MTS
4,4'-DDT	740		ug/Kg	25	5	273393	09/03/21	09/09/21	TRN
Methoxychlor	ND		ug/Kg	10	1	273393	09/03/21	09/08/21	MTS
Toxaphene	ND		ug/Kg	100	1	273393	09/03/21	09/08/21	MTS
Chlordane (Technical)	ND		ug/Kg	50	1	273393	09/03/21	09/08/21	MTS
Surrogates				Limits					
TCMX	74%		%REC	23-120	1	273393	09/03/21	09/08/21	MTS
Decachlorobiphenyl	92%		%REC	24-120	1	273393	09/03/21	09/08/21	MTS

Analysis Results for 450050

Sample ID: SS-COMP-32	Lab ID: 450050-036	Collected: 09/02/21 10:04
Matrix: Soil		

450050-036 Analyte	Result	Qual	Units	RL	DF	Batch	Prepared	Analyzed	Chemist
Method: EPA 6010B									
Prep Method: EPA 3050B									
Arsenic	2.4		mg/Kg	0.93	0.93	273381	09/03/21	09/04/21	KLN
Lead	4.6		mg/Kg	0.93	0.93	273381	09/03/21	09/04/21	KLN
Method: EPA 8081A									
Prep Method: EPA 3546									
alpha-BHC	ND		ug/Kg	5.1	1	273393	09/03/21	09/08/21	MTS
beta-BHC	ND		ug/Kg	5.1	1	273393	09/03/21	09/08/21	MTS
gamma-BHC	ND		ug/Kg	5.1	1	273393	09/03/21	09/08/21	MTS
delta-BHC	ND		ug/Kg	5.1	1	273393	09/03/21	09/08/21	MTS
Heptachlor	ND		ug/Kg	5.1	1	273393	09/03/21	09/08/21	MTS
Aldrin	ND		ug/Kg	5.1	1	273393	09/03/21	09/08/21	MTS
Heptachlor epoxide	ND		ug/Kg	5.1	1	273393	09/03/21	09/08/21	MTS
Endosulfan I	ND		ug/Kg	5.1	1	273393	09/03/21	09/08/21	MTS
Dieldrin	ND		ug/Kg	5.1	1	273393	09/03/21	09/08/21	MTS
4,4'-DDE	81		ug/Kg	5.1	1	273393	09/03/21	09/08/21	MTS
Endrin	ND		ug/Kg	5.1	1	273393	09/03/21	09/08/21	MTS
Endosulfan II	ND		ug/Kg	5.1	1	273393	09/03/21	09/08/21	MTS
Endosulfan sulfate	ND		ug/Kg	5.1	1	273393	09/03/21	09/08/21	MTS
4,4'-DDD	48		ug/Kg	5.1	1	273393	09/03/21	09/08/21	MTS
Endrin aldehyde	8.2		ug/Kg	5.1	1	273393	09/03/21	09/08/21	MTS
Endrin ketone	ND		ug/Kg	5.1	1	273393	09/03/21	09/08/21	MTS
4,4'-DDT	750		ug/Kg	25	5.1	273393	09/03/21	09/09/21	TRN
Methoxychlor	ND		ug/Kg	10	1	273393	09/03/21	09/08/21	MTS
Toxaphene	ND		ug/Kg	100	1	273393	09/03/21	09/08/21	MTS
Chlordane (Technical)	ND		ug/Kg	51	1	273393	09/03/21	09/08/21	MTS
Surrogates				Limits					
TCMX	65%		%REC	23-120	1	273393	09/03/21	09/08/21	MTS
Decachlorobiphenyl	83%		%REC	24-120	1	273393	09/03/21	09/08/21	MTS

Analysis Results for 450050

Sample ID: SS-COMP-33	Lab ID: 450050-037	Collected: 09/02/21 10:24
Matrix: Soil		

450050-037 Analyte	Result	Qual	Units	RL	DF	Batch	Prepared	Analyzed	Chemist
Method: EPA 6010B									
Prep Method: EPA 3050B									
Arsenic	1.3		mg/Kg	1.1	1.1	273381	09/03/21	09/04/21	KLN
Lead	4.6		mg/Kg	1.1	1.1	273381	09/03/21	09/04/21	KLN
Method: EPA 8081A									
Prep Method: EPA 3546									
alpha-BHC	ND		ug/Kg	5.0	1	273393	09/03/21	09/08/21	MTS
beta-BHC	ND		ug/Kg	5.0	1	273393	09/03/21	09/08/21	MTS
gamma-BHC	ND		ug/Kg	5.0	1	273393	09/03/21	09/08/21	MTS
delta-BHC	ND		ug/Kg	5.0	1	273393	09/03/21	09/08/21	MTS
Heptachlor	ND		ug/Kg	5.0	1	273393	09/03/21	09/08/21	MTS
Aldrin	ND		ug/Kg	5.0	1	273393	09/03/21	09/08/21	MTS
Heptachlor epoxide	ND		ug/Kg	5.0	1	273393	09/03/21	09/08/21	MTS
Endosulfan I	ND		ug/Kg	5.0	1	273393	09/03/21	09/08/21	MTS
Dieldrin	ND		ug/Kg	5.0	1	273393	09/03/21	09/08/21	MTS
4,4'-DDE	120		ug/Kg	5.0	1	273393	09/03/21	09/08/21	MTS
Endrin	ND		ug/Kg	5.0	1	273393	09/03/21	09/08/21	MTS
Endosulfan II	ND		ug/Kg	5.0	1	273393	09/03/21	09/08/21	MTS
Endosulfan sulfate	ND		ug/Kg	5.0	1	273393	09/03/21	09/08/21	MTS
4,4'-DDD	27		ug/Kg	5.0	1	273393	09/03/21	09/08/21	MTS
Endrin aldehyde	ND		ug/Kg	5.0	1	273393	09/03/21	09/08/21	MTS
Endrin ketone	ND		ug/Kg	5.0	1	273393	09/03/21	09/08/21	MTS
4,4'-DDT	250		ug/Kg	5.0	1	273393	09/03/21	09/08/21	MTS
Methoxychlor	ND		ug/Kg	10	1	273393	09/03/21	09/08/21	MTS
Toxaphene	ND		ug/Kg	100	1	273393	09/03/21	09/08/21	MTS
Chlordane (Technical)	ND		ug/Kg	50	1	273393	09/03/21	09/08/21	MTS
Surrogates				Limits					
TCMX	75%		%REC	23-120	1	273393	09/03/21	09/08/21	MTS
Decachlorobiphenyl	88%		%REC	24-120	1	273393	09/03/21	09/08/21	MTS

Analysis Results for 450050

Sample ID: SS-COMP-34	Lab ID: 450050-038	Collected: 09/02/21 10:43
Matrix: Soil		

450050-038 Analyte	Result	Qual	Units	RL	DF	Batch	Prepared	Analyzed	Chemist
Method: EPA 6010B									
Prep Method: EPA 3050B									
Arsenic	1.0		mg/Kg	0.93	0.93	273381	09/03/21	09/04/21	KLN
Lead	3.8		mg/Kg	0.93	0.93	273381	09/03/21	09/04/21	KLN
Method: EPA 8081A									
Prep Method: EPA 3546									
alpha-BHC	ND		ug/Kg	5.0	1	273393	09/03/21	09/08/21	MTS
beta-BHC	ND		ug/Kg	5.0	1	273393	09/03/21	09/08/21	MTS
gamma-BHC	ND		ug/Kg	5.0	1	273393	09/03/21	09/08/21	MTS
delta-BHC	ND		ug/Kg	5.0	1	273393	09/03/21	09/08/21	MTS
Heptachlor	ND		ug/Kg	5.0	1	273393	09/03/21	09/08/21	MTS
Aldrin	ND		ug/Kg	5.0	1	273393	09/03/21	09/08/21	MTS
Heptachlor epoxide	ND		ug/Kg	5.0	1	273393	09/03/21	09/08/21	MTS
Endosulfan I	ND		ug/Kg	5.0	1	273393	09/03/21	09/08/21	MTS
Dieldrin	ND		ug/Kg	5.0	1	273393	09/03/21	09/08/21	MTS
4,4'-DDE	120		ug/Kg	5.0	1	273393	09/03/21	09/08/21	MTS
Endrin	ND		ug/Kg	5.0	1	273393	09/03/21	09/08/21	MTS
Endosulfan II	ND		ug/Kg	5.0	1	273393	09/03/21	09/08/21	MTS
Endosulfan sulfate	ND		ug/Kg	5.0	1	273393	09/03/21	09/08/21	MTS
4,4'-DDD	ND		ug/Kg	5.0	1	273393	09/03/21	09/08/21	MTS
Endrin aldehyde	ND		ug/Kg	5.0	1	273393	09/03/21	09/08/21	MTS
Endrin ketone	ND		ug/Kg	5.0	1	273393	09/03/21	09/08/21	MTS
4,4'-DDT	11		ug/Kg	5.0	1	273393	09/03/21	09/08/21	MTS
Methoxychlor	ND		ug/Kg	10	1	273393	09/03/21	09/08/21	MTS
Toxaphene	ND		ug/Kg	100	1	273393	09/03/21	09/08/21	MTS
Chlordane (Technical)	ND		ug/Kg	50	1	273393	09/03/21	09/08/21	MTS
Surrogates				Limits					
TCMX	67%		%REC	23-120	1	273393	09/03/21	09/08/21	MTS
Decachlorobiphenyl	79%		%REC	24-120	1	273393	09/03/21	09/08/21	MTS

Analysis Results for 450050

Sample ID: SS-COMP-35	Lab ID: 450050-039	Collected: 09/02/21 12:04
Matrix: Soil		

450050-039 Analyte	Result	Qual	Units	RL	DF	Batch	Prepared	Analyzed	Chemist
Method: EPA 6010B									
Prep Method: EPA 3050B									
Arsenic	1.7		mg/Kg	1.0	1	273381	09/03/21	09/04/21	KLN
Lead	3.6		mg/Kg	1.0	1	273381	09/03/21	09/04/21	KLN
Method: EPA 8081A									
Prep Method: EPA 3546									
alpha-BHC	ND		ug/Kg	5.1	1	273393	09/03/21	09/08/21	MTS
beta-BHC	ND		ug/Kg	5.1	1	273393	09/03/21	09/08/21	MTS
gamma-BHC	ND		ug/Kg	5.1	1	273393	09/03/21	09/08/21	MTS
delta-BHC	ND		ug/Kg	5.1	1	273393	09/03/21	09/08/21	MTS
Heptachlor	ND		ug/Kg	5.1	1	273393	09/03/21	09/08/21	MTS
Aldrin	ND		ug/Kg	5.1	1	273393	09/03/21	09/08/21	MTS
Heptachlor epoxide	ND		ug/Kg	5.1	1	273393	09/03/21	09/08/21	MTS
Endosulfan I	ND		ug/Kg	5.1	1	273393	09/03/21	09/08/21	MTS
Dieldrin	ND		ug/Kg	5.1	1	273393	09/03/21	09/08/21	MTS
4,4'-DDE	12		ug/Kg	5.1	1	273393	09/03/21	09/08/21	MTS
Endrin	ND		ug/Kg	5.1	1	273393	09/03/21	09/08/21	MTS
Endosulfan II	ND		ug/Kg	5.1	1	273393	09/03/21	09/08/21	MTS
Endosulfan sulfate	ND		ug/Kg	5.1	1	273393	09/03/21	09/08/21	MTS
4,4'-DDD	7.7		ug/Kg	5.1	1	273393	09/03/21	09/08/21	MTS
Endrin aldehyde	ND		ug/Kg	5.1	1	273393	09/03/21	09/08/21	MTS
Endrin ketone	ND		ug/Kg	5.1	1	273393	09/03/21	09/08/21	MTS
4,4'-DDT	50		ug/Kg	5.1	1	273393	09/03/21	09/08/21	MTS
Methoxychlor	ND		ug/Kg	10	1	273393	09/03/21	09/08/21	MTS
Toxaphene	ND		ug/Kg	100	1	273393	09/03/21	09/08/21	MTS
Chlordane (Technical)	ND		ug/Kg	51	1	273393	09/03/21	09/08/21	MTS
Surrogates				Limits					
TCMX	68%		%REC	23-120	1	273393	09/03/21	09/08/21	MTS
Decachlorobiphenyl	77%		%REC	24-120	1	273393	09/03/21	09/08/21	MTS

Analysis Results for 450050

Sample ID: SS-COMP-36	Lab ID: 450050-040	Collected: 09/02/21 11:45
Matrix: Soil		

450050-040 Analyte	Result	Qual	Units	RL	DF	Batch	Prepared	Analyzed	Chemist
Method: EPA 6010B									
Prep Method: EPA 3050B									
Arsenic	1.7		mg/Kg	0.96	0.96	273381	09/03/21	09/04/21	KLN
Lead	3.9		mg/Kg	0.96	0.96	273381	09/03/21	09/04/21	KLN
Method: EPA 8081A									
Prep Method: EPA 3546									
alpha-BHC	ND		ug/Kg	5.1	1	273393	09/03/21	09/08/21	MTS
beta-BHC	ND		ug/Kg	5.1	1	273393	09/03/21	09/08/21	MTS
gamma-BHC	ND		ug/Kg	5.1	1	273393	09/03/21	09/08/21	MTS
delta-BHC	ND		ug/Kg	5.1	1	273393	09/03/21	09/08/21	MTS
Heptachlor	ND		ug/Kg	5.1	1	273393	09/03/21	09/08/21	MTS
Aldrin	ND		ug/Kg	5.1	1	273393	09/03/21	09/08/21	MTS
Heptachlor epoxide	ND		ug/Kg	5.1	1	273393	09/03/21	09/08/21	MTS
Endosulfan I	ND		ug/Kg	5.1	1	273393	09/03/21	09/08/21	MTS
Dieldrin	ND		ug/Kg	5.1	1	273393	09/03/21	09/08/21	MTS
4,4'-DDE	20	C	ug/Kg	5.1	1	273393	09/03/21	09/08/21	MTS
Endrin	ND		ug/Kg	5.1	1	273393	09/03/21	09/08/21	MTS
Endosulfan II	ND		ug/Kg	5.1	1	273393	09/03/21	09/08/21	MTS
Endosulfan sulfate	ND		ug/Kg	5.1	1	273393	09/03/21	09/08/21	MTS
4,4'-DDD	22		ug/Kg	5.1	1	273393	09/03/21	09/08/21	MTS
Endrin aldehyde	ND		ug/Kg	5.1	1	273393	09/03/21	09/08/21	MTS
Endrin ketone	ND		ug/Kg	5.1	1	273393	09/03/21	09/08/21	MTS
4,4'-DDT	120		ug/Kg	5.1	1	273393	09/03/21	09/08/21	MTS
Methoxychlor	ND		ug/Kg	10	1	273393	09/03/21	09/08/21	MTS
Toxaphene	ND		ug/Kg	100	1	273393	09/03/21	09/08/21	MTS
Chlordane (Technical)	ND		ug/Kg	51	1	273393	09/03/21	09/08/21	MTS
Surrogates				Limits					
TCMX	67%		%REC	23-120	1	273393	09/03/21	09/08/21	MTS
Decachlorobiphenyl	84%		%REC	24-120	1	273393	09/03/21	09/08/21	MTS

Analysis Results for 450050

Sample ID: SS-COMP-37	Lab ID: 450050-041	Collected: 09/02/21 11:26
Matrix: Soil		

450050-041 Analyte	Result	Qual	Units	RL	DF	Batch	Prepared	Analyzed	Chemist
Method: EPA 6010B									
Prep Method: EPA 3050B									
Arsenic	1.9		mg/Kg	0.95	0.95	273381	09/03/21	09/04/21	KLN
Lead	15		mg/Kg	0.95	0.95	273381	09/03/21	09/04/21	KLN
Method: EPA 8081A									
Prep Method: EPA 3546									
alpha-BHC	ND		ug/Kg	5.0	1	273369	09/03/21	09/03/21	TJW
beta-BHC	ND		ug/Kg	5.0	1	273369	09/03/21	09/03/21	TJW
gamma-BHC	ND		ug/Kg	5.0	1	273369	09/03/21	09/03/21	TJW
delta-BHC	ND		ug/Kg	5.0	1	273369	09/03/21	09/03/21	TJW
Heptachlor	ND		ug/Kg	5.0	1	273369	09/03/21	09/03/21	TJW
Aldrin	ND		ug/Kg	5.0	1	273369	09/03/21	09/03/21	TJW
Heptachlor epoxide	ND		ug/Kg	5.0	1	273369	09/03/21	09/03/21	TJW
Endosulfan I	ND		ug/Kg	5.0	1	273369	09/03/21	09/03/21	TJW
Dieldrin	ND		ug/Kg	5.0	1	273369	09/03/21	09/03/21	TJW
4,4'-DDE	60		ug/Kg	5.0	1	273369	09/03/21	09/03/21	TJW
Endrin	ND		ug/Kg	5.0	1	273369	09/03/21	09/03/21	TJW
Endosulfan II	ND		ug/Kg	5.0	1	273369	09/03/21	09/03/21	TJW
Endosulfan sulfate	ND		ug/Kg	5.0	1	273369	09/03/21	09/03/21	TJW
4,4'-DDD	15		ug/Kg	5.0	1	273369	09/03/21	09/03/21	TJW
Endrin aldehyde	ND		ug/Kg	5.0	1	273369	09/03/21	09/03/21	TJW
Endrin ketone	ND		ug/Kg	5.0	1	273369	09/03/21	09/03/21	TJW
4,4'-DDT	69	#	ug/Kg	5.0	1	273369	09/03/21	09/03/21	TJW
Methoxychlor	ND		ug/Kg	10	1	273369	09/03/21	09/03/21	TJW
Toxaphene	ND		ug/Kg	100	1	273369	09/03/21	09/03/21	TJW
Chlordane (Technical)	ND		ug/Kg	50	1	273369	09/03/21	09/03/21	TJW
Surrogates				Limits					
TCMX	66%		%REC	23-120	1	273369	09/03/21	09/03/21	TJW
Decachlorobiphenyl	53%		%REC	24-120	1	273369	09/03/21	09/03/21	TJW

Analysis Results for 450050

Sample ID: SS-COMP-38	Lab ID: 450050-042	Collected: 09/02/21 11:04
Matrix: Soil		

450050-042 Analyte	Result	Qual	Units	RL	DF	Batch	Prepared	Analyzed	Chemist
Method: EPA 6010B									
Prep Method: EPA 3050B									
Arsenic	1.5		mg/Kg	1.0	1	273381	09/03/21	09/04/21	KLN
Lead	3.9		mg/Kg	1.0	1	273381	09/03/21	09/04/21	KLN
Method: EPA 8081A									
Prep Method: EPA 3546									
alpha-BHC	ND		ug/Kg	5.0	1	273369	09/03/21	09/03/21	TJW
beta-BHC	ND		ug/Kg	5.0	1	273369	09/03/21	09/03/21	TJW
gamma-BHC	ND		ug/Kg	5.0	1	273369	09/03/21	09/03/21	TJW
delta-BHC	ND		ug/Kg	5.0	1	273369	09/03/21	09/03/21	TJW
Heptachlor	ND		ug/Kg	5.0	1	273369	09/03/21	09/03/21	TJW
Aldrin	ND		ug/Kg	5.0	1	273369	09/03/21	09/03/21	TJW
Heptachlor epoxide	ND		ug/Kg	5.0	1	273369	09/03/21	09/03/21	TJW
Endosulfan I	ND		ug/Kg	5.0	1	273369	09/03/21	09/03/21	TJW
Dieldrin	ND		ug/Kg	5.0	1	273369	09/03/21	09/03/21	TJW
4,4'-DDE	41		ug/Kg	5.0	1	273369	09/03/21	09/03/21	TJW
Endrin	ND		ug/Kg	5.0	1	273369	09/03/21	09/03/21	TJW
Endosulfan II	ND		ug/Kg	5.0	1	273369	09/03/21	09/03/21	TJW
Endosulfan sulfate	ND		ug/Kg	5.0	1	273369	09/03/21	09/03/21	TJW
4,4'-DDD	ND		ug/Kg	5.0	1	273369	09/03/21	09/03/21	TJW
Endrin aldehyde	ND		ug/Kg	5.0	1	273369	09/03/21	09/03/21	TJW
Endrin ketone	ND		ug/Kg	5.0	1	273369	09/03/21	09/03/21	TJW
4,4'-DDT	ND		ug/Kg	5.0	1	273369	09/03/21	09/03/21	TJW
Methoxychlor	ND		ug/Kg	10	1	273369	09/03/21	09/03/21	TJW
Toxaphene	ND		ug/Kg	100	1	273369	09/03/21	09/03/21	TJW
Chlordane (Technical)	ND		ug/Kg	50	1	273369	09/03/21	09/03/21	TJW
Surrogates				Limits					
TCMX	73%		%REC	23-120	1	273369	09/03/21	09/03/21	TJW
Decachlorobiphenyl	63%		%REC	24-120	1	273369	09/03/21	09/03/21	TJW

Analysis Results for 450050

Sample ID: SS-COMP-39	Lab ID: 450050-043	Collected: 09/02/21 13:10
Matrix: Soil		

450050-043 Analyte	Result	Qual	Units	RL	DF	Batch	Prepared	Analyzed	Chemist
Method: EPA 6010B									
Prep Method: EPA 3050B									
Arsenic	1.5		mg/Kg	1.0	1	273381	09/03/21	09/04/21	KLN
Lead	4.3		mg/Kg	1.0	1	273381	09/03/21	09/04/21	KLN
Method: EPA 8081A									
Prep Method: EPA 3546									
alpha-BHC	ND		ug/Kg	5.0	1	273369	09/03/21	09/03/21	TJW
beta-BHC	ND		ug/Kg	5.0	1	273369	09/03/21	09/03/21	TJW
gamma-BHC	ND		ug/Kg	5.0	1	273369	09/03/21	09/03/21	TJW
delta-BHC	ND		ug/Kg	5.0	1	273369	09/03/21	09/03/21	TJW
Heptachlor	ND		ug/Kg	5.0	1	273369	09/03/21	09/03/21	TJW
Aldrin	ND		ug/Kg	5.0	1	273369	09/03/21	09/03/21	TJW
Heptachlor epoxide	ND		ug/Kg	5.0	1	273369	09/03/21	09/03/21	TJW
Endosulfan I	ND		ug/Kg	5.0	1	273369	09/03/21	09/03/21	TJW
Dieldrin	ND		ug/Kg	5.0	1	273369	09/03/21	09/03/21	TJW
4,4'-DDE	ND		ug/Kg	5.0	1	273369	09/03/21	09/03/21	TJW
Endrin	ND		ug/Kg	5.0	1	273369	09/03/21	09/03/21	TJW
Endosulfan II	ND		ug/Kg	5.0	1	273369	09/03/21	09/03/21	TJW
Endosulfan sulfate	ND		ug/Kg	5.0	1	273369	09/03/21	09/03/21	TJW
4,4'-DDD	ND		ug/Kg	5.0	1	273369	09/03/21	09/03/21	TJW
Endrin aldehyde	ND		ug/Kg	5.0	1	273369	09/03/21	09/03/21	TJW
Endrin ketone	ND		ug/Kg	5.0	1	273369	09/03/21	09/03/21	TJW
4,4'-DDT	ND		ug/Kg	5.0	1	273369	09/03/21	09/03/21	TJW
Methoxychlor	ND		ug/Kg	10	1	273369	09/03/21	09/03/21	TJW
Toxaphene	ND		ug/Kg	100	1	273369	09/03/21	09/03/21	TJW
Chlordane (Technical)	ND		ug/Kg	50	1	273369	09/03/21	09/03/21	TJW
Surrogates				Limits					
TCMX	57%		%REC	23-120	1	273369	09/03/21	09/03/21	TJW
Decachlorobiphenyl	47%		%REC	24-120	1	273369	09/03/21	09/03/21	TJW

Analysis Results for 450050

Sample ID: SS-COMP-40	Lab ID: 450050-044	Collected: 09/02/21 13:27
Matrix: Soil		

450050-044 Analyte	Result	Qual	Units	RL	DF	Batch	Prepared	Analyzed	Chemist
Method: EPA 6010B									
Prep Method: EPA 3050B									
Arsenic	2.2		mg/Kg	0.98	0.98	273381	09/03/21	09/04/21	KLN
Lead	4.5		mg/Kg	0.98	0.98	273381	09/03/21	09/04/21	KLN
Method: EPA 8081A									
Prep Method: EPA 3546									
alpha-BHC	ND		ug/Kg	5.0	1	273369	09/03/21	09/03/21	TJW
beta-BHC	ND		ug/Kg	5.0	1	273369	09/03/21	09/03/21	TJW
gamma-BHC	ND		ug/Kg	5.0	1	273369	09/03/21	09/03/21	TJW
delta-BHC	ND		ug/Kg	5.0	1	273369	09/03/21	09/03/21	TJW
Heptachlor	ND		ug/Kg	5.0	1	273369	09/03/21	09/03/21	TJW
Aldrin	ND		ug/Kg	5.0	1	273369	09/03/21	09/03/21	TJW
Heptachlor epoxide	ND		ug/Kg	5.0	1	273369	09/03/21	09/03/21	TJW
Endosulfan I	ND		ug/Kg	5.0	1	273369	09/03/21	09/03/21	TJW
Dieldrin	ND		ug/Kg	5.0	1	273369	09/03/21	09/03/21	TJW
4,4'-DDE	ND		ug/Kg	5.0	1	273369	09/03/21	09/03/21	TJW
Endrin	ND		ug/Kg	5.0	1	273369	09/03/21	09/03/21	TJW
Endosulfan II	ND		ug/Kg	5.0	1	273369	09/03/21	09/03/21	TJW
Endosulfan sulfate	ND		ug/Kg	5.0	1	273369	09/03/21	09/03/21	TJW
4,4'-DDD	ND		ug/Kg	5.0	1	273369	09/03/21	09/03/21	TJW
Endrin aldehyde	ND		ug/Kg	5.0	1	273369	09/03/21	09/03/21	TJW
Endrin ketone	ND		ug/Kg	5.0	1	273369	09/03/21	09/03/21	TJW
4,4'-DDT	ND		ug/Kg	5.0	1	273369	09/03/21	09/03/21	TJW
Methoxychlor	ND		ug/Kg	10	1	273369	09/03/21	09/03/21	TJW
Toxaphene	ND		ug/Kg	100	1	273369	09/03/21	09/03/21	TJW
Chlordane (Technical)	ND		ug/Kg	50	1	273369	09/03/21	09/03/21	TJW
Surrogates				Limits					
TCMX	64%		%REC	23-120	1	273369	09/03/21	09/03/21	TJW
Decachlorobiphenyl	52%		%REC	24-120	1	273369	09/03/21	09/03/21	TJW

Analysis Results for 450050

Sample ID: SS-COMP-41	Lab ID: 450050-045	Collected: 09/02/21 13:45
Matrix: Soil		

450050-045 Analyte	Result	Qual	Units	RL	DF	Batch	Prepared	Analyzed	Chemist
Method: EPA 6010B									
Prep Method: EPA 3050B									
Arsenic	2.0		mg/Kg	1.1	1.1	273381	09/03/21	09/04/21	KLN
Lead	4.2		mg/Kg	1.1	1.1	273381	09/03/21	09/04/21	KLN
Method: EPA 8081A									
Prep Method: EPA 3546									
alpha-BHC	ND		ug/Kg	5.0	1	273369	09/03/21	09/03/21	TJW
beta-BHC	ND		ug/Kg	5.0	1	273369	09/03/21	09/03/21	TJW
gamma-BHC	ND		ug/Kg	5.0	1	273369	09/03/21	09/03/21	TJW
delta-BHC	ND		ug/Kg	5.0	1	273369	09/03/21	09/03/21	TJW
Heptachlor	ND		ug/Kg	5.0	1	273369	09/03/21	09/03/21	TJW
Aldrin	ND		ug/Kg	5.0	1	273369	09/03/21	09/03/21	TJW
Heptachlor epoxide	ND		ug/Kg	5.0	1	273369	09/03/21	09/03/21	TJW
Endosulfan I	ND		ug/Kg	5.0	1	273369	09/03/21	09/03/21	TJW
Dieldrin	ND		ug/Kg	5.0	1	273369	09/03/21	09/03/21	TJW
4,4'-DDE	ND		ug/Kg	5.0	1	273369	09/03/21	09/03/21	TJW
Endrin	ND		ug/Kg	5.0	1	273369	09/03/21	09/03/21	TJW
Endosulfan II	ND		ug/Kg	5.0	1	273369	09/03/21	09/03/21	TJW
Endosulfan sulfate	ND		ug/Kg	5.0	1	273369	09/03/21	09/03/21	TJW
4,4'-DDD	ND		ug/Kg	5.0	1	273369	09/03/21	09/03/21	TJW
Endrin aldehyde	ND		ug/Kg	5.0	1	273369	09/03/21	09/03/21	TJW
Endrin ketone	ND		ug/Kg	5.0	1	273369	09/03/21	09/03/21	TJW
4,4'-DDT	ND		ug/Kg	5.0	1	273369	09/03/21	09/03/21	TJW
Methoxychlor	ND		ug/Kg	10	1	273369	09/03/21	09/03/21	TJW
Toxaphene	ND		ug/Kg	100	1	273369	09/03/21	09/03/21	TJW
Chlordane (Technical)	ND		ug/Kg	50	1	273369	09/03/21	09/03/21	TJW
Surrogates				Limits					
TCMX	68%		%REC	23-120	1	273369	09/03/21	09/03/21	TJW
Decachlorobiphenyl	52%		%REC	24-120	1	273369	09/03/21	09/03/21	TJW

Analysis Results for 450050

Sample ID: SS-COMP-41-DUP	Lab ID: 450050-046	Collected: 09/02/21 13:45
Matrix: Soil		

450050-046 Analyte	Result	Qual	Units	RL	DF	Batch	Prepared	Analyzed	Chemist
Method: EPA 6010B									
Prep Method: EPA 3050B									
Arsenic	1.5		mg/Kg	0.97	0.97	273381	09/03/21	09/04/21	KLN
Lead	4.0		mg/Kg	0.97	0.97	273381	09/03/21	09/04/21	KLN
Method: EPA 8081A									
Prep Method: EPA 3546									
alpha-BHC	ND		ug/Kg	5.0	1	273369	09/03/21	09/03/21	TJW
beta-BHC	ND		ug/Kg	5.0	1	273369	09/03/21	09/03/21	TJW
gamma-BHC	ND		ug/Kg	5.0	1	273369	09/03/21	09/03/21	TJW
delta-BHC	ND		ug/Kg	5.0	1	273369	09/03/21	09/03/21	TJW
Heptachlor	ND		ug/Kg	5.0	1	273369	09/03/21	09/03/21	TJW
Aldrin	ND		ug/Kg	5.0	1	273369	09/03/21	09/03/21	TJW
Heptachlor epoxide	ND		ug/Kg	5.0	1	273369	09/03/21	09/03/21	TJW
Endosulfan I	ND		ug/Kg	5.0	1	273369	09/03/21	09/03/21	TJW
Dieldrin	ND		ug/Kg	5.0	1	273369	09/03/21	09/03/21	TJW
4,4'-DDE	ND		ug/Kg	5.0	1	273369	09/03/21	09/03/21	TJW
Endrin	ND		ug/Kg	5.0	1	273369	09/03/21	09/03/21	TJW
Endosulfan II	ND		ug/Kg	5.0	1	273369	09/03/21	09/03/21	TJW
Endosulfan sulfate	ND		ug/Kg	5.0	1	273369	09/03/21	09/03/21	TJW
4,4'-DDD	ND		ug/Kg	5.0	1	273369	09/03/21	09/03/21	TJW
Endrin aldehyde	ND		ug/Kg	5.0	1	273369	09/03/21	09/03/21	TJW
Endrin ketone	ND		ug/Kg	5.0	1	273369	09/03/21	09/03/21	TJW
4,4'-DDT	ND		ug/Kg	5.0	1	273369	09/03/21	09/03/21	TJW
Methoxychlor	ND		ug/Kg	10	1	273369	09/03/21	09/03/21	TJW
Toxaphene	ND		ug/Kg	100	1	273369	09/03/21	09/03/21	TJW
Chlordane (Technical)	ND		ug/Kg	50	1	273369	09/03/21	09/03/21	TJW
Surrogates				Limits					
TCMX	66%		%REC	23-120	1	273369	09/03/21	09/03/21	TJW
Decachlorobiphenyl	52%		%REC	24-120	1	273369	09/03/21	09/03/21	TJW

Analysis Results for 450050

Sample ID: SS-COMP-42	Lab ID: 450050-047	Collected: 09/02/21 14:08
Matrix: Soil		

450050-047 Analyte	Result	Qual	Units	RL	DF	Batch	Prepared	Analyzed	Chemist
Method: EPA 6010B									
Prep Method: EPA 3050B									
Antimony	ND		mg/Kg	3.0	1	273383	09/03/21	09/03/21	JCP
Arsenic	2.1		mg/Kg	1.0	1	273383	09/03/21	09/03/21	JCP
Barium	220		mg/Kg	1.0	1	273383	09/03/21	09/03/21	JCP
Beryllium	0.58		mg/Kg	0.50	1	273383	09/03/21	09/03/21	JCP
Cadmium	ND		mg/Kg	0.50	1	273383	09/03/21	09/03/21	JCP
Chromium	12		mg/Kg	1.0	1	273383	09/03/21	09/03/21	JCP
Cobalt	6.7		mg/Kg	0.50	1	273383	09/03/21	09/03/21	JCP
Copper	14		mg/Kg	1.0	1	273383	09/03/21	09/03/21	JCP
Lead	3.7		mg/Kg	1.0	1	273383	09/03/21	09/03/21	JCP
Molybdenum	ND		mg/Kg	1.0	1	273383	09/03/21	09/03/21	JCP
Nickel	6.7		mg/Kg	1.0	1	273383	09/03/21	09/03/21	JCP
Selenium	ND		mg/Kg	3.0	1	273383	09/03/21	09/03/21	JCP
Silver	ND		mg/Kg	0.50	1	273383	09/03/21	09/03/21	JCP
Thallium	ND		mg/Kg	3.0	1	273383	09/03/21	09/03/21	JCP
Vanadium	39		mg/Kg	1.0	1	273383	09/03/21	09/03/21	JCP
Zinc	96		mg/Kg	5.0	1	273383	09/03/21	09/03/21	JCP
Method: EPA 7471A									
Prep Method: METHOD									
Mercury	ND		mg/Kg	0.14	1	273447	09/07/21	09/07/21	TNN
Method: EPA 8081A									
Prep Method: EPA 3546									
alpha-BHC	ND		ug/Kg	5.0	1	273369	09/03/21	09/03/21	TJW
beta-BHC	ND		ug/Kg	5.0	1	273369	09/03/21	09/03/21	TJW
gamma-BHC	ND		ug/Kg	5.0	1	273369	09/03/21	09/03/21	TJW
delta-BHC	ND		ug/Kg	5.0	1	273369	09/03/21	09/03/21	TJW
Heptachlor	ND		ug/Kg	5.0	1	273369	09/03/21	09/03/21	TJW
Aldrin	ND		ug/Kg	5.0	1	273369	09/03/21	09/03/21	TJW
Heptachlor epoxide	ND		ug/Kg	5.0	1	273369	09/03/21	09/03/21	TJW
Endosulfan I	ND		ug/Kg	5.0	1	273369	09/03/21	09/03/21	TJW
Dieldrin	ND		ug/Kg	5.0	1	273369	09/03/21	09/03/21	TJW
4,4'-DDE	ND		ug/Kg	5.0	1	273369	09/03/21	09/03/21	TJW
Endrin	ND		ug/Kg	5.0	1	273369	09/03/21	09/03/21	TJW
Endosulfan II	ND		ug/Kg	5.0	1	273369	09/03/21	09/03/21	TJW
Endosulfan sulfate	ND		ug/Kg	5.0	1	273369	09/03/21	09/03/21	TJW
4,4'-DDD	ND		ug/Kg	5.0	1	273369	09/03/21	09/03/21	TJW
Endrin aldehyde	ND		ug/Kg	5.0	1	273369	09/03/21	09/03/21	TJW
Endrin ketone	ND		ug/Kg	5.0	1	273369	09/03/21	09/03/21	TJW
4,4'-DDT	ND		ug/Kg	5.0	1	273369	09/03/21	09/03/21	TJW
Methoxychlor	ND		ug/Kg	10	1	273369	09/03/21	09/03/21	TJW
Toxaphene	ND		ug/Kg	100	1	273369	09/03/21	09/03/21	TJW

Analysis Results for 450050

450050-047 Analyte	Result	Qual	Units	RL	DF	Batch	Prepared	Analyzed	Chemist
Chlordane (Technical)	ND		ug/Kg	50	1	273369	09/03/21	09/03/21	TJW
Surrogates			Limits						
TCMX	77%		%REC	23-120	1	273369	09/03/21	09/03/21	TJW
Decachlorobiphenyl	63%		%REC	24-120	1	273369	09/03/21	09/03/21	TJW

Sample ID: SS-COMP-43 Lab ID: 450050-048 Collected: 09/02/21 14:30
Matrix: Soil

450050-048 Analyte	Result	Qual	Units	RL	DF	Batch	Prepared	Analyzed	Chemist
Method: EPA 6010B									
Prep Method: EPA 3050B									
Arsenic	1.2		mg/Kg	1.0	1	273383	09/03/21	09/03/21	JCP
Lead	3.9		mg/Kg	1.0	1	273383	09/03/21	09/03/21	JCP
Method: EPA 8081A									
Prep Method: EPA 3546									
alpha-BHC	ND		ug/Kg	5.0	1	273369	09/03/21	09/03/21	TJW
beta-BHC	ND		ug/Kg	5.0	1	273369	09/03/21	09/03/21	TJW
gamma-BHC	ND		ug/Kg	5.0	1	273369	09/03/21	09/03/21	TJW
delta-BHC	ND		ug/Kg	5.0	1	273369	09/03/21	09/03/21	TJW
Heptachlor	ND		ug/Kg	5.0	1	273369	09/03/21	09/03/21	TJW
Aldrin	ND		ug/Kg	5.0	1	273369	09/03/21	09/03/21	TJW
Heptachlor epoxide	ND		ug/Kg	5.0	1	273369	09/03/21	09/03/21	TJW
Endosulfan I	ND		ug/Kg	5.0	1	273369	09/03/21	09/03/21	TJW
Dieldrin	ND		ug/Kg	5.0	1	273369	09/03/21	09/03/21	TJW
4,4'-DDE	ND		ug/Kg	5.0	1	273369	09/03/21	09/03/21	TJW
Endrin	ND		ug/Kg	5.0	1	273369	09/03/21	09/03/21	TJW
Endosulfan II	ND		ug/Kg	5.0	1	273369	09/03/21	09/03/21	TJW
Endosulfan sulfate	ND		ug/Kg	5.0	1	273369	09/03/21	09/03/21	TJW
4,4'-DDD	ND		ug/Kg	5.0	1	273369	09/03/21	09/03/21	TJW
Endrin aldehyde	ND		ug/Kg	5.0	1	273369	09/03/21	09/03/21	TJW
Endrin ketone	ND		ug/Kg	5.0	1	273369	09/03/21	09/03/21	TJW
4,4'-DDT	ND		ug/Kg	5.0	1	273369	09/03/21	09/03/21	TJW
Methoxychlor	ND		ug/Kg	10	1	273369	09/03/21	09/03/21	TJW
Toxaphene	ND		ug/Kg	100	1	273369	09/03/21	09/03/21	TJW
Chlordane (Technical)	ND		ug/Kg	50	1	273369	09/03/21	09/03/21	TJW
Surrogates			Limits						
TCMX	76%		%REC	23-120	1	273369	09/03/21	09/03/21	TJW
Decachlorobiphenyl	64%		%REC	24-120	1	273369	09/03/21	09/03/21	TJW

Analysis Results for 450050

Sample ID: SS-COMP-44	Lab ID: 450050-049	Collected: 09/02/21 14:50
Matrix: Soil		

450050-049 Analyte	Result	Qual	Units	RL	DF	Batch	Prepared	Analyzed	Chemist
Method: EPA 6010B									
Prep Method: EPA 3050B									
Arsenic	1.7		mg/Kg	1.0	1	273383	09/03/21	09/03/21	JCP
Lead	4.6		mg/Kg	1.0	1	273383	09/03/21	09/03/21	JCP
Method: EPA 8081A									
Prep Method: EPA 3546									
alpha-BHC	ND		ug/Kg	5.0	1	273369	09/03/21	09/03/21	TRN
beta-BHC	ND		ug/Kg	5.0	1	273369	09/03/21	09/03/21	TRN
gamma-BHC	ND		ug/Kg	5.0	1	273369	09/03/21	09/03/21	TRN
delta-BHC	ND		ug/Kg	5.0	1	273369	09/03/21	09/03/21	TRN
Heptachlor	ND		ug/Kg	5.0	1	273369	09/03/21	09/03/21	TRN
Aldrin	ND		ug/Kg	5.0	1	273369	09/03/21	09/03/21	TRN
Heptachlor epoxide	ND		ug/Kg	5.0	1	273369	09/03/21	09/03/21	TRN
Endosulfan I	ND		ug/Kg	5.0	1	273369	09/03/21	09/03/21	TRN
Dieldrin	ND		ug/Kg	5.0	1	273369	09/03/21	09/03/21	TRN
4,4'-DDE	ND		ug/Kg	5.0	1	273369	09/03/21	09/03/21	TRN
Endrin	ND		ug/Kg	5.0	1	273369	09/03/21	09/03/21	TRN
Endosulfan II	ND		ug/Kg	5.0	1	273369	09/03/21	09/03/21	TRN
Endosulfan sulfate	ND		ug/Kg	5.0	1	273369	09/03/21	09/03/21	TRN
4,4'-DDD	ND		ug/Kg	5.0	1	273369	09/03/21	09/03/21	TRN
Endrin aldehyde	ND		ug/Kg	5.0	1	273369	09/03/21	09/03/21	TRN
Endrin ketone	ND		ug/Kg	5.0	1	273369	09/03/21	09/03/21	TRN
4,4'-DDT	ND		ug/Kg	5.0	1	273369	09/03/21	09/03/21	TRN
Methoxychlor	ND		ug/Kg	10	1	273369	09/03/21	09/03/21	TRN
Toxaphene	ND		ug/Kg	100	1	273369	09/03/21	09/03/21	TRN
Chlordane (Technical)	ND		ug/Kg	50	1	273369	09/03/21	09/03/21	TRN
Surrogates				Limits					
TCMX	63%		%REC	23-120	1	273369	09/03/21	09/03/21	TRN
Decachlorobiphenyl	83%		%REC	24-120	1	273369	09/03/21	09/03/21	TRN

Analysis Results for 450050

Sample ID: SS-COMP-45	Lab ID: 450050-050	Collected: 09/02/21 15:11
Matrix: Soil		

450050-050 Analyte	Result	Qual	Units	RL	DF	Batch	Prepared	Analyzed	Chemist
Method: EPA 6010B									
Prep Method: EPA 3050B									
Arsenic	1.2		mg/Kg	1.1	1.1	273383	09/03/21	09/03/21	JCP
Lead	3.9		mg/Kg	1.1	1.1	273383	09/03/21	09/03/21	JCP
Method: EPA 8081A									
Prep Method: EPA 3546									
alpha-BHC	ND		ug/Kg	5.0	1	273369	09/03/21	09/03/21	TRN
beta-BHC	ND		ug/Kg	5.0	1	273369	09/03/21	09/03/21	TRN
gamma-BHC	ND		ug/Kg	5.0	1	273369	09/03/21	09/03/21	TRN
delta-BHC	ND		ug/Kg	5.0	1	273369	09/03/21	09/03/21	TRN
Heptachlor	ND		ug/Kg	5.0	1	273369	09/03/21	09/03/21	TRN
Aldrin	ND		ug/Kg	5.0	1	273369	09/03/21	09/03/21	TRN
Heptachlor epoxide	ND		ug/Kg	5.0	1	273369	09/03/21	09/03/21	TRN
Endosulfan I	ND		ug/Kg	5.0	1	273369	09/03/21	09/03/21	TRN
Dieldrin	ND		ug/Kg	5.0	1	273369	09/03/21	09/03/21	TRN
4,4'-DDE	ND		ug/Kg	5.0	1	273369	09/03/21	09/03/21	TRN
Endrin	ND		ug/Kg	5.0	1	273369	09/03/21	09/03/21	TRN
Endosulfan II	ND		ug/Kg	5.0	1	273369	09/03/21	09/03/21	TRN
Endosulfan sulfate	ND		ug/Kg	5.0	1	273369	09/03/21	09/03/21	TRN
4,4'-DDD	5.2		ug/Kg	5.0	1	273369	09/03/21	09/03/21	TRN
Endrin aldehyde	ND		ug/Kg	5.0	1	273369	09/03/21	09/03/21	TRN
Endrin ketone	ND		ug/Kg	5.0	1	273369	09/03/21	09/03/21	TRN
4,4'-DDT	7.4	#,C	ug/Kg	5.0	1	273369	09/03/21	09/03/21	TRN
Methoxychlor	ND		ug/Kg	10	1	273369	09/03/21	09/03/21	TRN
Toxaphene	ND		ug/Kg	100	1	273369	09/03/21	09/03/21	TRN
Chlordane (Technical)	ND		ug/Kg	50	1	273369	09/03/21	09/03/21	TRN
Surrogates				Limits					
TCMX	66%		%REC	23-120	1	273369	09/03/21	09/03/21	TRN
Decachlorobiphenyl	83%		%REC	24-120	1	273369	09/03/21	09/03/21	TRN

Analysis Results for 450050

Sample ID: SS-COMP-46	Lab ID: 450050-051	Collected: 09/02/21 15:31
Matrix: Soil		

450050-051 Analyte	Result	Qual	Units	RL	DF	Batch	Prepared	Analyzed	Chemist
Method: EPA 6010B									
Prep Method: EPA 3050B									
Arsenic	2.0		mg/Kg	1.0	1	273383	09/03/21	09/03/21	JCP
Lead	3.6		mg/Kg	1.0	1	273383	09/03/21	09/03/21	JCP
Method: EPA 8081A									
Prep Method: EPA 3546									
alpha-BHC	ND		ug/Kg	5.0	1	273369	09/03/21	09/03/21	TRN
beta-BHC	ND		ug/Kg	5.0	1	273369	09/03/21	09/03/21	TRN
gamma-BHC	ND		ug/Kg	5.0	1	273369	09/03/21	09/03/21	TRN
delta-BHC	ND		ug/Kg	5.0	1	273369	09/03/21	09/03/21	TRN
Heptachlor	ND		ug/Kg	5.0	1	273369	09/03/21	09/03/21	TRN
Aldrin	ND		ug/Kg	5.0	1	273369	09/03/21	09/03/21	TRN
Heptachlor epoxide	ND		ug/Kg	5.0	1	273369	09/03/21	09/03/21	TRN
Endosulfan I	ND		ug/Kg	5.0	1	273369	09/03/21	09/03/21	TRN
Dieldrin	ND		ug/Kg	5.0	1	273369	09/03/21	09/03/21	TRN
4,4'-DDE	ND		ug/Kg	5.0	1	273369	09/03/21	09/03/21	TRN
Endrin	ND		ug/Kg	5.0	1	273369	09/03/21	09/03/21	TRN
Endosulfan II	ND		ug/Kg	5.0	1	273369	09/03/21	09/03/21	TRN
Endosulfan sulfate	ND		ug/Kg	5.0	1	273369	09/03/21	09/03/21	TRN
4,4'-DDD	ND		ug/Kg	5.0	1	273369	09/03/21	09/03/21	TRN
Endrin aldehyde	ND		ug/Kg	5.0	1	273369	09/03/21	09/03/21	TRN
Endrin ketone	ND		ug/Kg	5.0	1	273369	09/03/21	09/03/21	TRN
4,4'-DDT	ND		ug/Kg	5.0	1	273369	09/03/21	09/03/21	TRN
Methoxychlor	ND		ug/Kg	10	1	273369	09/03/21	09/03/21	TRN
Toxaphene	ND		ug/Kg	100	1	273369	09/03/21	09/03/21	TRN
Chlordane (Technical)	ND		ug/Kg	50	1	273369	09/03/21	09/03/21	TRN
Surrogates				Limits					
TCMX	76%		%REC	23-120	1	273369	09/03/21	09/03/21	TRN
Decachlorobiphenyl	101%		%REC	24-120	1	273369	09/03/21	09/03/21	TRN

CCV drift outside limits; average CCV drift within limits per method requirements
 C Presence confirmed, but RPD between columns exceeds 40%
 ND Not Detected

Batch QC

Type: Blank	Lab ID: QC942031	Batch: 273339
Matrix: Soil	Method: EPA 8081A	Prep Method: EPA 3546

QC942031 Analyte	Result	Qual	Units	RL	Prepared	Analyzed
alpha-BHC	ND		ug/Kg	5.0	09/03/21	09/03/21
beta-BHC	ND		ug/Kg	5.0	09/03/21	09/03/21
gamma-BHC	ND		ug/Kg	5.0	09/03/21	09/03/21
delta-BHC	ND		ug/Kg	5.0	09/03/21	09/03/21
Heptachlor	ND		ug/Kg	5.0	09/03/21	09/03/21
Aldrin	ND		ug/Kg	5.0	09/03/21	09/03/21
Heptachlor epoxide	ND		ug/Kg	5.0	09/03/21	09/03/21
Endosulfan I	ND		ug/Kg	5.0	09/03/21	09/03/21
Dieldrin	ND		ug/Kg	5.0	09/03/21	09/03/21
4,4'-DDE	ND		ug/Kg	5.0	09/03/21	09/03/21
Endrin	ND		ug/Kg	5.0	09/03/21	09/03/21
Endosulfan II	ND		ug/Kg	5.0	09/03/21	09/03/21
Endosulfan sulfate	ND		ug/Kg	5.0	09/03/21	09/03/21
4,4'-DDD	ND		ug/Kg	5.0	09/03/21	09/03/21
Endrin aldehyde	ND		ug/Kg	5.0	09/03/21	09/03/21
Endrin ketone	ND		ug/Kg	5.0	09/03/21	09/03/21
4,4'-DDT	ND		ug/Kg	5.0	09/03/21	09/03/21
Methoxychlor	ND		ug/Kg	10	09/03/21	09/03/21
Toxaphene	ND		ug/Kg	100	09/03/21	09/03/21
Chlordane (Technical)	ND		ug/Kg	50	09/03/21	09/03/21
Surrogates				Limits		
TCMX	91%		%REC	23-120	09/03/21	09/03/21
Decachlorobiphenyl	90%		%REC	24-120	09/03/21	09/03/21

Batch QC

Type: Lab Control Sample	Lab ID: QC942032	Batch: 273339
Matrix: Soil	Method: EPA 8081A	Prep Method: EPA 3546

QC942032 Analyte	Result	Spiked	Units	Recovery	Qual	Limits
alpha-BHC	56.32	50.00	ug/Kg	113%		22-129
beta-BHC	54.34	50.00	ug/Kg	109%		28-125
gamma-BHC	54.11	50.00	ug/Kg	108%		22-128
delta-BHC	56.40	50.00	ug/Kg	113%		24-131
Heptachlor	50.65	50.00	ug/Kg	101%		18-124
Aldrin	47.35	50.00	ug/Kg	95%		23-120
Heptachlor epoxide	49.76	50.00	ug/Kg	100%		26-120
Endosulfan I	55.07	50.00	ug/Kg	110%		25-126
Dieldrin	50.87	50.00	ug/Kg	102%		23-124
4,4'-DDE	50.55	50.00	ug/Kg	101%		28-121
Endrin	55.12	50.00	ug/Kg	110%		25-127
Endosulfan II	56.32	50.00	ug/Kg	113%		29-121
Endosulfan sulfate	54.89	50.00	ug/Kg	110%		30-121
4,4'-DDD	48.69	50.00	ug/Kg	97%		26-120
Endrin aldehyde	37.99	50.00	ug/Kg	76%		10-120
Endrin ketone	57.38	50.00	ug/Kg	115%		28-125
4,4'-DDT	54.38	50.00	ug/Kg	109%	#	22-125
Methoxychlor	53.16	50.00	ug/Kg	106%	#	28-130
Surrogates						
TCMX	48.31	50.00	ug/Kg	97%		23-120
Decachlorobiphenyl	48.09	50.00	ug/Kg	96%		24-120

Batch QC

Type: Matrix Spike	Lab ID: QC942033	Batch: 273339
Matrix (Source ID): Soil (450050-001)	Method: EPA 8081A	Prep Method: EPA 3546

QC942033 Analyte	Result	Source Sample Result	Spiked	Units	Recovery	Qual	Limits	DF
alpha-BHC	47.06	ND	50.00	ug/Kg	94%		46-120	1
beta-BHC	43.15	ND	50.00	ug/Kg	86%		41-120	1
gamma-BHC	47.37	1.028	50.00	ug/Kg	93%		41-120	1
delta-BHC	46.96	2.844	50.00	ug/Kg	88%		38-123	1
Heptachlor	42.25	2.151	50.00	ug/Kg	80%		39-120	1
Aldrin	42.20	ND	50.00	ug/Kg	84%		34-120	1
Heptachlor epoxide	39.92	ND	50.00	ug/Kg	80%		43-120	1
Endosulfan I	44.45	ND	50.00	ug/Kg	89%		45-120	1
Dieldrin	40.14	ND	50.00	ug/Kg	80%		45-120	1
4,4'-DDE	64.13	19.51	50.00	ug/Kg	89%		34-120	1
Endrin	44.85	ND	50.00	ug/Kg	90%		40-120	1
Endosulfan II	42.68	ND	50.00	ug/Kg	85%		41-120	1
Endosulfan sulfate	42.40	1.405	50.00	ug/Kg	82%		42-120	1
4,4'-DDD	39.82	ND	50.00	ug/Kg	80%		41-120	1
Endrin aldehyde	30.20	1.224	50.00	ug/Kg	58%		30-120	1
Endrin ketone	43.75	ND	50.00	ug/Kg	88%		45-120	1
4,4'-DDT	47.31	4.043	50.00	ug/Kg	87%	#	35-127	1
Methoxychlor	39.34	ND	50.00	ug/Kg	79%	#	42-136	1
Surrogates								
TCMX	45.39		50.00	ug/Kg	91%		23-120	1
Decachlorobiphenyl	37.55		50.00	ug/Kg	75%		24-120	1

Batch QC

Type: Matrix Spike Duplicate	Lab ID: QC942034	Batch: 273339
Matrix (Source ID): Soil (450050-001)	Method: EPA 8081A	Prep Method: EPA 3546

QC942034 Analyte	Result	Source Sample Result	Spiked	Units	Recovery	Qual	Limits	RPD	RPD Lim	DF
alpha-BHC	42.97	ND	50.00	ug/Kg	86%		46-120	9	30	1
beta-BHC	37.04	ND	50.00	ug/Kg	74%		41-120	15	30	1
gamma-BHC	39.76	1.028	50.00	ug/Kg	77%		41-120	17	30	1
delta-BHC	40.35	2.844	50.00	ug/Kg	75%		38-123	15	30	1
Heptachlor	37.20	2.151	50.00	ug/Kg	70%		39-120	13	30	1
Aldrin	35.28	ND	50.00	ug/Kg	71%		34-120	18	30	1
Heptachlor epoxide	34.54	ND	50.00	ug/Kg	69%		43-120	14	30	1
Endosulfan I	38.88	ND	50.00	ug/Kg	78%		45-120	13	30	1
Dieldrin	34.93	ND	50.00	ug/Kg	70%		45-120	14	30	1
4,4'-DDE	52.89	19.51	50.00	ug/Kg	67%		34-120	19	30	1
Endrin	38.01	ND	50.00	ug/Kg	76%		40-120	17	30	1
Endosulfan II	36.45	ND	50.00	ug/Kg	73%		41-120	16	30	1
Endosulfan sulfate	36.57	1.405	50.00	ug/Kg	70%		42-120	15	30	1
4,4'-DDD	34.61	ND	50.00	ug/Kg	69%		41-120	14	30	1
Endrin aldehyde	24.20	1.224	50.00	ug/Kg	46%		30-120	22	30	1
Endrin ketone	38.31	ND	50.00	ug/Kg	77%		45-120	13	30	1
4,4'-DDT	39.79	4.043	50.00	ug/Kg	72%	#	35-127	17	30	1
Methoxychlor	28.84	ND	50.00	ug/Kg	58%	#	42-136	31*	30	1
Surrogates										
TCMX	36.90		50.00	ug/Kg	74%		23-120			1
Decachlorobiphenyl	31.91		50.00	ug/Kg	64%		24-120			1

Batch QC

Type: Blank	Lab ID: QC942090	Batch: 273369
Matrix: Soil	Method: EPA 8081A	Prep Method: EPA 3546

QC942090 Analyte	Result	Qual	Units	RL	Prepared	Analyzed
alpha-BHC	ND		ug/Kg	5.0	09/03/21	09/03/21
beta-BHC	ND		ug/Kg	5.0	09/03/21	09/03/21
gamma-BHC	ND		ug/Kg	5.0	09/03/21	09/03/21
delta-BHC	ND		ug/Kg	5.0	09/03/21	09/03/21
Heptachlor	ND		ug/Kg	5.0	09/03/21	09/03/21
Aldrin	ND		ug/Kg	5.0	09/03/21	09/03/21
Heptachlor epoxide	ND		ug/Kg	5.0	09/03/21	09/03/21
Endosulfan I	ND		ug/Kg	5.0	09/03/21	09/03/21
Dieldrin	ND		ug/Kg	5.0	09/03/21	09/03/21
4,4'-DDE	ND		ug/Kg	5.0	09/03/21	09/03/21
Endrin	ND		ug/Kg	5.0	09/03/21	09/03/21
Endosulfan II	ND		ug/Kg	5.0	09/03/21	09/03/21
Endosulfan sulfate	ND		ug/Kg	5.0	09/03/21	09/03/21
4,4'-DDD	ND		ug/Kg	5.0	09/03/21	09/03/21
Endrin aldehyde	ND		ug/Kg	5.0	09/03/21	09/03/21
Endrin ketone	ND		ug/Kg	5.0	09/03/21	09/03/21
4,4'-DDT	ND		ug/Kg	5.0	09/03/21	09/03/21
Methoxychlor	ND		ug/Kg	10	09/03/21	09/03/21
Toxaphene	ND		ug/Kg	100	09/03/21	09/03/21
Chlordane (Technical)	ND		ug/Kg	50	09/03/21	09/03/21
Surrogates				Limits		
TCMX	87%		%REC	23-120	09/03/21	09/03/21
Decachlorobiphenyl	49%		%REC	24-120	09/03/21	09/03/21

Batch QC

Type: Lab Control Sample	Lab ID: QC942091	Batch: 273369
Matrix: Soil	Method: EPA 8081A	Prep Method: EPA 3546

QC942091 Analyte	Result	Spiked	Units	Recovery	Qual	Limits
alpha-BHC	54.18	50.00	ug/Kg	108%	#	22-129
beta-BHC	62.12	50.00	ug/Kg	124%		28-125
gamma-BHC	52.61	50.00	ug/Kg	105%	#	22-128
delta-BHC	49.68	50.00	ug/Kg	99%	#	24-131
Heptachlor	52.42	50.00	ug/Kg	105%		18-124
Aldrin	35.73	50.00	ug/Kg	71%		23-120
Heptachlor epoxide	35.04	50.00	ug/Kg	70%		26-120
Endosulfan I	39.41	50.00	ug/Kg	79%		25-126
Dieldrin	36.93	50.00	ug/Kg	74%		23-124
4,4'-DDE	36.16	50.00	ug/Kg	72%		28-121
Endrin	38.88	50.00	ug/Kg	78%		25-127
Endosulfan II	35.35	50.00	ug/Kg	71%		29-121
Endosulfan sulfate	30.82	50.00	ug/Kg	62%		30-121
4,4'-DDD	32.75	50.00	ug/Kg	65%		26-120
Endrin aldehyde	21.81	50.00	ug/Kg	44%		10-120
Endrin ketone	33.28	50.00	ug/Kg	67%		28-125
4,4'-DDT	33.02	50.00	ug/Kg	66%		22-125
Methoxychlor	33.82	50.00	ug/Kg	68%		28-130
Surrogates						
TCMX	45.51	50.00	ug/Kg	91%		23-120
Decachlorobiphenyl	23.15	50.00	ug/Kg	46%		24-120

Batch QC

Type: Matrix Spike	Lab ID: QC942092	Batch: 273369
Matrix (Source ID): Soil (450053-002)	Method: EPA 8081A	Prep Method: EPA 3546

QC942092 Analyte	Result	Source Sample Result	Spiked	Units	Recovery	Qual	Limits	DF
alpha-BHC	48.90	ND	50.00	ug/Kg	98%		46-120	1
beta-BHC	41.85	ND	50.00	ug/Kg	84%		41-120	1
gamma-BHC	42.11	ND	50.00	ug/Kg	84%		41-120	1
delta-BHC	45.48	ND	50.00	ug/Kg	91%		38-123	1
Heptachlor	38.71	ND	50.00	ug/Kg	77%		39-120	1
Aldrin	39.23	ND	50.00	ug/Kg	78%		34-120	1
Heptachlor epoxide	41.80	ND	50.00	ug/Kg	84%		43-120	1
Endosulfan I	32.74	ND	50.00	ug/Kg	65%	#	45-120	1
Dieldrin	38.16	ND	50.00	ug/Kg	76%		45-120	1
4,4'-DDE	285.3	277.3	50.00	ug/Kg	16%	NM	34-120	1
Endrin	37.96	ND	50.00	ug/Kg	76%		40-120	1
Endosulfan II	37.59	ND	50.00	ug/Kg	75%		41-120	1
Endosulfan sulfate	35.82	ND	50.00	ug/Kg	72%		42-120	1
4,4'-DDD	44.86	19.36	50.00	ug/Kg	51%		41-120	1
Endrin aldehyde	24.34	ND	50.00	ug/Kg	49%		30-120	1
Endrin ketone	42.61	ND	50.00	ug/Kg	85%		45-120	1
4,4'-DDT	61.67	30.86	50.00	ug/Kg	62%		35-127	1
Methoxychlor	43.47	ND	50.00	ug/Kg	87%		42-136	1
Surrogates								
TCMX	37.63		50.00	ug/Kg	75%		23-120	1
Decachlorobiphenyl	29.07		50.00	ug/Kg	58%		24-120	1

Batch QC

Type: Matrix Spike Duplicate	Lab ID: QC942093	Batch: 273369
Matrix (Source ID): Soil (450053-002)	Method: EPA 8081A	Prep Method: EPA 3546

QC942093 Analyte	Result	Source Sample	Spiked	Units	Recovery	Qual	Limits	RPD		DF
		Result						RPD	Lim	
alpha-BHC	37.94	ND	50.00	ug/Kg	76%		46-120	25	30	1
beta-BHC	35.53	ND	50.00	ug/Kg	71%		41-120	16	30	1
gamma-BHC	33.54	ND	50.00	ug/Kg	67%		41-120	23	30	1
delta-BHC	36.28	ND	50.00	ug/Kg	73%		38-123	23	30	1
Heptachlor	30.94	ND	50.00	ug/Kg	62%		39-120	22	30	1
Aldrin	29.69	ND	50.00	ug/Kg	59%		34-120	28	30	1
Heptachlor epoxide	36.20	ND	50.00	ug/Kg	72%		43-120	14	30	1
Endosulfan I	26.52	ND	50.00	ug/Kg	53%	#	45-120	21	30	1
Dieldrin	30.27	ND	50.00	ug/Kg	61%		45-120	23	30	1
4,4'-DDE	299.1	277.3	50.00	ug/Kg	44%	NM	34-120	5	30	1
Endrin	32.02	ND	50.00	ug/Kg	64%		40-120	17	30	1
Endosulfan II	32.41	ND	50.00	ug/Kg	65%		41-120	15	30	1
Endosulfan sulfate	29.06	ND	50.00	ug/Kg	58%		42-120	21	30	1
4,4'-DDD	40.38	19.36	50.00	ug/Kg	42%		41-120	11	30	1
Endrin aldehyde	20.63	ND	50.00	ug/Kg	41%		30-120	17	30	1
Endrin ketone	30.25	ND	50.00	ug/Kg	60%		45-120	34*	30	1
4,4'-DDT	53.86	30.86	50.00	ug/Kg	46%		35-127	14	30	1
Methoxychlor	32.73	ND	50.00	ug/Kg	65%		42-136	28	30	1
Surrogates										
TCMX	29.61		50.00	ug/Kg	59%		23-120			1
Decachlorobiphenyl	23.76		50.00	ug/Kg	48%		24-120			1

Type: Blank	Lab ID: QC942129	Batch: 273379
Matrix: Soil	Method: EPA 6010B	Prep Method: EPA 3050B

QC942129 Analyte	Result	Qual	Units	RL	Prepared	Analyzed
Arsenic	ND		mg/Kg	1.0	09/03/21	09/03/21
Lead	ND		mg/Kg	1.0	09/03/21	09/03/21

Type: Lab Control Sample	Lab ID: QC942130	Batch: 273379
Matrix: Soil	Method: EPA 6010B	Prep Method: EPA 3050B

QC942130 Analyte	Result	Spiked	Units	Recovery	Qual	Limits
Arsenic	99.68	100.0	mg/Kg	100%		80-120
Lead	98.50	100.0	mg/Kg	98%		80-120

Batch QC

Type: Matrix Spike	Lab ID: QC942131	Batch: 273379
Matrix (Source ID): Soil (449888-002)	Method: EPA 6010B	Prep Method: EPA 3050B

QC942131 Analyte	Result	Source Sample Result	Spiked	Units	Recovery	Qual	Limits	DF
Arsenic	106.1	0.7777	102.0	mg/Kg	103%		75-125	1
Lead	102.5	1.159	102.0	mg/Kg	99%		75-125	1

Type: Matrix Spike Duplicate	Lab ID: QC942132	Batch: 273379
Matrix (Source ID): Soil (449888-002)	Method: EPA 6010B	Prep Method: EPA 3050B

QC942132 Analyte	Result	Source Sample Result	Spiked	Units	Recovery	Qual	Limits	RPD	RPD Lim	DF
Arsenic	105.8	0.7777	100.0	mg/Kg	105%		75-125	2	35	1
Lead	100.9	1.159	100.0	mg/Kg	100%		75-125	0	20	1

Type: Blank	Lab ID: QC942134	Batch: 273380
Matrix: Soil	Method: EPA 6010B	Prep Method: EPA 3050B

QC942134 Analyte	Result	Qual	Units	RL	Prepared	Analyzed
Antimony	ND		mg/Kg	3.0	09/03/21	09/04/21
Arsenic	ND		mg/Kg	1.0	09/03/21	09/04/21
Barium	ND		mg/Kg	1.0	09/03/21	09/04/21
Beryllium	ND		mg/Kg	0.50	09/03/21	09/04/21
Cadmium	ND		mg/Kg	0.50	09/03/21	09/04/21
Chromium	ND		mg/Kg	1.0	09/03/21	09/04/21
Cobalt	ND		mg/Kg	0.50	09/03/21	09/04/21
Copper	ND		mg/Kg	1.0	09/03/21	09/04/21
Lead	ND		mg/Kg	1.0	09/03/21	09/04/21
Molybdenum	ND		mg/Kg	1.0	09/03/21	09/04/21
Nickel	ND		mg/Kg	1.0	09/03/21	09/04/21
Selenium	ND		mg/Kg	3.0	09/03/21	09/04/21
Silver	ND		mg/Kg	0.50	09/03/21	09/04/21
Thallium	ND		mg/Kg	3.0	09/03/21	09/04/21
Vanadium	ND		mg/Kg	1.0	09/03/21	09/04/21
Zinc	ND		mg/Kg	5.0	09/03/21	09/04/21

Batch QC

Type: Lab Control Sample	Lab ID: QC942135	Batch: 273380
Matrix: Soil	Method: EPA 6010B	Prep Method: EPA 3050B

QC942135 Analyte	Result	Spiked	Units	Recovery	Qual	Limits
Antimony	104.9	100.0	mg/Kg	105%		80-120
Arsenic	99.97	100.0	mg/Kg	100%		80-120
Barium	102.1	100.0	mg/Kg	102%		80-120
Beryllium	100.6	100.0	mg/Kg	101%		80-120
Cadmium	99.20	100.0	mg/Kg	99%		80-120
Chromium	96.84	100.0	mg/Kg	97%		80-120
Cobalt	102.0	100.0	mg/Kg	102%		80-120
Copper	94.45	100.0	mg/Kg	94%		80-120
Lead	98.09	100.0	mg/Kg	98%		80-120
Molybdenum	102.8	100.0	mg/Kg	103%		80-120
Nickel	102.0	100.0	mg/Kg	102%		80-120
Selenium	89.71	100.0	mg/Kg	90%		80-120
Silver	46.30	50.00	mg/Kg	93%		80-120
Thallium	107.8	100.0	mg/Kg	108%		80-120
Vanadium	98.62	100.0	mg/Kg	99%		80-120
Zinc	105.2	100.0	mg/Kg	105%		80-120

Type: Matrix Spike	Lab ID: QC942136	Batch: 273380
Matrix (Source ID): Soil (450050-010)	Method: EPA 6010B	Prep Method: EPA 3050B

QC942136 Analyte	Result	Source Sample Result	Spiked	Units	Recovery	Qual	Limits	DF
Antimony	40.88	ND	101.0	mg/Kg	40%	*	75-125	1
Arsenic	104.4	1.398	101.0	mg/Kg	102%		75-125	1
Barium	300.6	174.0	101.0	mg/Kg	125%		75-125	1
Beryllium	101.7	0.3998	101.0	mg/Kg	100%		75-125	1
Cadmium	100.7	ND	101.0	mg/Kg	100%		75-125	1
Chromium	109.4	10.39	101.0	mg/Kg	98%		75-125	1
Cobalt	103.0	5.183	101.0	mg/Kg	97%		75-125	1
Copper	130.9	30.76	101.0	mg/Kg	99%		75-125	1
Lead	97.75	4.154	101.0	mg/Kg	93%		75-125	1
Molybdenum	101.7	ND	101.0	mg/Kg	101%		75-125	1
Nickel	104.2	5.817	101.0	mg/Kg	97%		75-125	1
Selenium	91.78	ND	101.0	mg/Kg	91%		75-125	1
Silver	47.79	0.4794	50.51	mg/Kg	94%		75-125	1
Thallium	98.06	ND	101.0	mg/Kg	97%		75-125	1
Vanadium	133.6	30.83	101.0	mg/Kg	102%		75-125	1
Zinc	189.8	90.53	101.0	mg/Kg	98%		75-125	1

Batch QC

Type: Matrix Spike Duplicate	Lab ID: QC942137	Batch: 273380
Matrix (Source ID): Soil (450050-010)	Method: EPA 6010B	Prep Method: EPA 3050B

QC942137 Analyte	Result	Source Sample	Spiked	Units	Recovery	Qual	Limits	RPD		DF
		Result						RPD	Lim	
Antimony	39.00	ND	101.0	mg/Kg	39%	*	75-125	5	41	1
Arsenic	102.1	1.398	101.0	mg/Kg	100%		75-125	2	35	1
Barium	285.7	174.0	101.0	mg/Kg	111%		75-125	5	20	1
Beryllium	100.3	0.3998	101.0	mg/Kg	99%		75-125	1	20	1
Cadmium	98.62	ND	101.0	mg/Kg	98%		75-125	2	20	1
Chromium	104.9	10.39	101.0	mg/Kg	94%		75-125	4	20	1
Cobalt	101.0	5.183	101.0	mg/Kg	95%		75-125	2	20	1
Copper	140.3	30.76	101.0	mg/Kg	108%		75-125	7	20	1
Lead	95.68	4.154	101.0	mg/Kg	91%		75-125	2	20	1
Molybdenum	99.52	ND	101.0	mg/Kg	99%		75-125	2	20	1
Nickel	101.1	5.817	101.0	mg/Kg	94%		75-125	3	20	1
Selenium	90.13	ND	101.0	mg/Kg	89%		75-125	2	20	1
Silver	47.40	0.4794	50.51	mg/Kg	93%		75-125	1	20	1
Thallium	95.56	ND	101.0	mg/Kg	95%		75-125	3	20	1
Vanadium	132.0	30.83	101.0	mg/Kg	100%		75-125	1	20	1
Zinc	185.6	90.53	101.0	mg/Kg	94%		75-125	2	20	1

Type: Blank	Lab ID: QC942139	Batch: 273381
Matrix: Soil	Method: EPA 6010B	Prep Method: EPA 3050B

QC942139 Analyte	Result	Qual	Units	RL	Prepared	Analyzed
Antimony	ND		mg/Kg	3.0	09/03/21	09/04/21
Arsenic	ND		mg/Kg	1.0	09/03/21	09/04/21
Barium	ND		mg/Kg	1.0	09/03/21	09/04/21
Beryllium	ND		mg/Kg	0.50	09/03/21	09/04/21
Cadmium	ND		mg/Kg	0.50	09/03/21	09/04/21
Chromium	ND		mg/Kg	1.0	09/03/21	09/04/21
Cobalt	ND		mg/Kg	0.50	09/03/21	09/04/21
Copper	ND		mg/Kg	1.0	09/03/21	09/04/21
Lead	ND		mg/Kg	1.0	09/03/21	09/04/21
Molybdenum	ND		mg/Kg	1.0	09/03/21	09/04/21
Nickel	ND		mg/Kg	1.0	09/03/21	09/04/21
Selenium	ND		mg/Kg	3.0	09/03/21	09/04/21
Silver	ND		mg/Kg	0.50	09/03/21	09/04/21
Thallium	ND		mg/Kg	3.0	09/03/21	09/04/21
Vanadium	ND		mg/Kg	1.0	09/03/21	09/04/21
Zinc	ND		mg/Kg	5.0	09/03/21	09/04/21

Batch QC

Type: Lab Control Sample	Lab ID: QC942140	Batch: 273381
Matrix: Soil	Method: EPA 6010B	Prep Method: EPA 3050B

QC942140 Analyte	Result	Spiked	Units	Recovery	Qual	Limits
Antimony	107.2	100.0	mg/Kg	107%		80-120
Arsenic	100.9	100.0	mg/Kg	101%		80-120
Barium	104.6	100.0	mg/Kg	105%		80-120
Beryllium	103.6	100.0	mg/Kg	104%		80-120
Cadmium	101.1	100.0	mg/Kg	101%		80-120
Chromium	99.09	100.0	mg/Kg	99%		80-120
Cobalt	104.2	100.0	mg/Kg	104%		80-120
Copper	96.82	100.0	mg/Kg	97%		80-120
Lead	100.0	100.0	mg/Kg	100%		80-120
Molybdenum	105.7	100.0	mg/Kg	106%		80-120
Nickel	104.1	100.0	mg/Kg	104%		80-120
Selenium	90.63	100.0	mg/Kg	91%		80-120
Silver	47.10	50.00	mg/Kg	94%		80-120
Thallium	109.4	100.0	mg/Kg	109%		80-120
Vanadium	101.0	100.0	mg/Kg	101%		80-120
Zinc	109.5	100.0	mg/Kg	109%		80-120

Type: Matrix Spike	Lab ID: QC942141	Batch: 273381
Matrix (Source ID): Soil (450050-027)	Method: EPA 6010B	Prep Method: EPA 3050B

QC942141 Analyte	Result	Source Sample Result	Spiked	Units	Recovery	Qual	Limits	DF
Antimony	40.20	1.757	102.0	mg/Kg	38%	*	75-125	1
Arsenic	98.85	1.224	102.0	mg/Kg	96%		75-125	1
Barium	383.2	215.5	102.0	mg/Kg	164%	*	75-125	1
Beryllium	99.30	0.5442	102.0	mg/Kg	97%		75-125	1
Cadmium	95.84	ND	102.0	mg/Kg	94%		75-125	1
Chromium	102.5	12.27	102.0	mg/Kg	88%		75-125	1
Cobalt	99.31	6.427	102.0	mg/Kg	91%		75-125	1
Copper	109.5	18.29	102.0	mg/Kg	89%		75-125	1
Lead	92.80	4.459	102.0	mg/Kg	87%		75-125	1
Molybdenum	97.38	ND	102.0	mg/Kg	95%		75-125	1
Nickel	99.03	6.628	102.0	mg/Kg	91%		75-125	1
Selenium	87.06	ND	102.0	mg/Kg	85%		75-125	1
Silver	88.76	1.456	51.02	mg/Kg	171%	*	75-125	1
Thallium	93.36	ND	102.0	mg/Kg	91%		75-125	1
Vanadium	134.9	38.52	102.0	mg/Kg	94%		75-125	1
Zinc	169.9	93.82	102.0	mg/Kg	75%		75-125	1

Batch QC

Type: Matrix Spike Duplicate	Lab ID: QC942142	Batch: 273381
Matrix (Source ID): Soil (450050-027)	Method: EPA 6010B	Prep Method: EPA 3050B

QC942142 Analyte	Result	Source Sample	Spiked	Units	Recovery	Qual	Limits	RPD		DF
		Result						RPD	Lim	
Antimony	35.68	1.757	103.1	mg/Kg	33%	*	75-125	13	41	1
Arsenic	107.0	1.224	103.1	mg/Kg	103%		75-125	7	35	1
Barium	311.8	215.5	103.1	mg/Kg	93%		75-125	21*	20	1
Beryllium	106.0	0.5442	103.1	mg/Kg	102%		75-125	6	20	1
Cadmium	103.9	ND	103.1	mg/Kg	101%		75-125	7	20	1
Chromium	110.9	12.27	103.1	mg/Kg	96%		75-125	7	20	1
Cobalt	107.5	6.427	103.1	mg/Kg	98%		75-125	7	20	1
Copper	117.7	18.29	103.1	mg/Kg	96%		75-125	6	20	1
Lead	99.91	4.459	103.1	mg/Kg	93%		75-125	6	20	1
Molybdenum	104.5	ND	103.1	mg/Kg	101%		75-125	6	20	1
Nickel	106.9	6.628	103.1	mg/Kg	97%		75-125	7	20	1
Selenium	94.31	ND	103.1	mg/Kg	91%		75-125	7	20	1
Silver	48.68	1.456	51.55	mg/Kg	92%		75-125	59*	20	1
Thallium	101.9	ND	103.1	mg/Kg	99%		75-125	8	20	1
Vanadium	145.2	38.52	103.1	mg/Kg	103%		75-125	7	20	1
Zinc	182.1	93.82	103.1	mg/Kg	86%		75-125	6	20	1

Type: Blank	Lab ID: QC942147	Batch: 273383
Matrix: Soil	Method: EPA 6010B	Prep Method: EPA 3050B

QC942147 Analyte	Result	Qual	Units	RL	Prepared	Analyzed
Antimony	ND		mg/Kg	3.0	09/03/21	09/03/21
Arsenic	ND		mg/Kg	1.0	09/03/21	09/03/21
Barium	ND		mg/Kg	1.0	09/03/21	09/03/21
Beryllium	ND		mg/Kg	0.50	09/03/21	09/03/21
Cadmium	ND		mg/Kg	0.50	09/03/21	09/03/21
Chromium	ND		mg/Kg	1.0	09/03/21	09/03/21
Cobalt	ND		mg/Kg	0.50	09/03/21	09/03/21
Copper	ND		mg/Kg	1.0	09/03/21	09/03/21
Lead	ND		mg/Kg	1.0	09/03/21	09/03/21
Molybdenum	ND		mg/Kg	1.0	09/03/21	09/03/21
Nickel	ND		mg/Kg	1.0	09/03/21	09/03/21
Selenium	ND		mg/Kg	3.0	09/03/21	09/03/21
Silver	ND		mg/Kg	0.50	09/03/21	09/03/21
Thallium	ND		mg/Kg	3.0	09/03/21	09/03/21
Vanadium	ND		mg/Kg	1.0	09/03/21	09/03/21
Zinc	ND		mg/Kg	5.0	09/03/21	09/03/21

Batch QC

Type: Lab Control Sample	Lab ID: QC942148	Batch: 273383
Matrix: Soil	Method: EPA 6010B	Prep Method: EPA 3050B

QC942148 Analyte	Result	Spiked	Units	Recovery	Qual	Limits
Antimony	105.9	100.0	mg/Kg	106%		80-120
Arsenic	101.1	100.0	mg/Kg	101%		80-120
Barium	102.4	100.0	mg/Kg	102%		80-120
Beryllium	103.0	100.0	mg/Kg	103%		80-120
Cadmium	99.76	100.0	mg/Kg	100%		80-120
Chromium	97.69	100.0	mg/Kg	98%		80-120
Cobalt	103.1	100.0	mg/Kg	103%		80-120
Copper	98.53	100.0	mg/Kg	99%		80-120
Lead	100.2	100.0	mg/Kg	100%		80-120
Molybdenum	104.0	100.0	mg/Kg	104%		80-120
Nickel	103.2	100.0	mg/Kg	103%		80-120
Selenium	90.28	100.0	mg/Kg	90%		80-120
Silver	47.85	50.00	mg/Kg	96%		80-120
Thallium	107.4	100.0	mg/Kg	107%		80-120
Vanadium	102.5	100.0	mg/Kg	103%		80-120
Zinc	105.9	100.0	mg/Kg	106%		80-120

Type: Matrix Spike	Lab ID: QC942149	Batch: 273383
Matrix (Source ID): Soil (450050-047)	Method: EPA 6010B	Prep Method: EPA 3050B

QC942149 Analyte	Result	Source Sample Result	Spiked	Units	Recovery	Qual	Limits	DF
Antimony	30.10	1.973	100.0	mg/Kg	28%	*	75-125	1
Arsenic	104.6	2.095	100.0	mg/Kg	102%		75-125	1
Barium	310.3	221.1	100.0	mg/Kg	89%		75-125	1
Beryllium	99.65	0.5809	100.0	mg/Kg	99%		75-125	1
Cadmium	99.11	ND	100.0	mg/Kg	99%		75-125	1
Chromium	105.0	12.49	100.0	mg/Kg	92%		75-125	1
Cobalt	101.6	6.655	100.0	mg/Kg	95%		75-125	1
Copper	110.9	14.14	100.0	mg/Kg	97%		75-125	1
Lead	94.97	3.716	100.0	mg/Kg	91%		75-125	1
Molybdenum	98.20	ND	100.0	mg/Kg	98%		75-125	1
Nickel	100.7	6.717	100.0	mg/Kg	94%		75-125	1
Selenium	89.88	ND	100.0	mg/Kg	90%		75-125	1
Silver	46.91	ND	50.00	mg/Kg	94%		75-125	1
Thallium	94.14	ND	100.0	mg/Kg	94%		75-125	1
Vanadium	139.4	39.45	100.0	mg/Kg	100%		75-125	1
Zinc	179.8	96.27	100.0	mg/Kg	84%		75-125	1

Batch QC

Type: Matrix Spike Duplicate	Lab ID: QC942150	Batch: 273383
Matrix (Source ID): Soil (450050-047)	Method: EPA 6010B	Prep Method: EPA 3050B

QC942150 Analyte	Result	Source Sample	Spiked	Units	Recovery	Qual	Limits	RPD		DF
		Result						RPD	Lim	
Antimony	32.70	1.973	101.0	mg/Kg	30%	*	75-125	7	41	1
Arsenic	106.1	2.095	101.0	mg/Kg	103%		75-125	0	35	1
Barium	314.3	221.1	101.0	mg/Kg	92%		75-125	1	20	1
Beryllium	99.19	0.5809	101.0	mg/Kg	98%		75-125	1	20	1
Cadmium	100.4	ND	101.0	mg/Kg	99%		75-125	0	20	1
Chromium	103.5	12.49	101.0	mg/Kg	90%		75-125	2	20	1
Cobalt	100.2	6.655	101.0	mg/Kg	93%		75-125	2	20	1
Copper	109.5	14.14	101.0	mg/Kg	94%		75-125	2	20	1
Lead	94.07	3.716	101.0	mg/Kg	89%		75-125	2	20	1
Molybdenum	98.88	ND	101.0	mg/Kg	98%		75-125	0	20	1
Nickel	99.45	6.717	101.0	mg/Kg	92%		75-125	2	20	1
Selenium	92.01	ND	101.0	mg/Kg	91%		75-125	1	20	1
Silver	47.70	ND	50.51	mg/Kg	94%		75-125	1	20	1
Thallium	93.69	ND	101.0	mg/Kg	93%		75-125	1	20	1
Vanadium	135.8	39.45	101.0	mg/Kg	95%		75-125	3	20	1
Zinc	172.1	96.27	101.0	mg/Kg	75%		75-125	5	20	1

Batch QC

Type: Blank	Lab ID: QC942173	Batch: 273393
Matrix: Soil	Method: EPA 8081A	Prep Method: EPA 3546

QC942173 Analyte	Result	Qual	Units	RL	Prepared	Analyzed
alpha-BHC	ND		ug/Kg	5.0	09/03/21	09/08/21
beta-BHC	ND		ug/Kg	5.0	09/03/21	09/08/21
gamma-BHC	ND		ug/Kg	5.0	09/03/21	09/08/21
delta-BHC	ND		ug/Kg	5.0	09/03/21	09/08/21
Heptachlor	ND		ug/Kg	5.0	09/03/21	09/08/21
Aldrin	ND		ug/Kg	5.0	09/03/21	09/08/21
Heptachlor epoxide	ND		ug/Kg	5.0	09/03/21	09/08/21
Endosulfan I	ND		ug/Kg	5.0	09/03/21	09/08/21
Dieldrin	ND		ug/Kg	5.0	09/03/21	09/08/21
4,4'-DDE	ND		ug/Kg	5.0	09/03/21	09/08/21
Endrin	ND		ug/Kg	5.0	09/03/21	09/08/21
Endosulfan II	ND		ug/Kg	5.0	09/03/21	09/08/21
Endosulfan sulfate	ND		ug/Kg	5.0	09/03/21	09/08/21
4,4'-DDD	ND		ug/Kg	5.0	09/03/21	09/08/21
Endrin aldehyde	ND		ug/Kg	5.0	09/03/21	09/08/21
Endrin ketone	ND		ug/Kg	5.0	09/03/21	09/08/21
4,4'-DDT	ND		ug/Kg	5.0	09/03/21	09/08/21
Methoxychlor	ND		ug/Kg	10	09/03/21	09/08/21
Toxaphene	ND		ug/Kg	100	09/03/21	09/08/21
Chlordane (Technical)	ND		ug/Kg	50	09/03/21	09/08/21
Surrogates				Limits		
TCMX	73%		%REC	23-120	09/03/21	09/08/21
Decachlorobiphenyl	87%		%REC	24-120	09/03/21	09/08/21

Batch QC

Type: Lab Control Sample	Lab ID: QC942174	Batch: 273393
Matrix: Soil	Method: EPA 8081A	Prep Method: EPA 3546

QC942174 Analyte	Result	Spiked	Units	Recovery	Qual	Limits
alpha-BHC	42.84	50.00	ug/Kg	86%		22-129
beta-BHC	44.57	50.00	ug/Kg	89%		28-125
gamma-BHC	42.77	50.00	ug/Kg	86%		22-128
delta-BHC	41.03	50.00	ug/Kg	82%		24-131
Heptachlor	42.68	50.00	ug/Kg	85%		18-124
Aldrin	39.55	50.00	ug/Kg	79%		23-120
Heptachlor epoxide	43.50	50.00	ug/Kg	87%		26-120
Endosulfan I	46.67	50.00	ug/Kg	93%		25-126
Dieldrin	46.20	50.00	ug/Kg	92%		23-124
4,4'-DDE	47.09	50.00	ug/Kg	94%		28-121
Endrin	53.23	50.00	ug/Kg	106%		25-127
Endosulfan II	51.11	50.00	ug/Kg	102%		29-121
Endosulfan sulfate	50.02	50.00	ug/Kg	100%		30-121
4,4'-DDD	48.21	50.00	ug/Kg	96%		26-120
Endrin aldehyde	32.19	50.00	ug/Kg	64%		10-120
Endrin ketone	49.46	50.00	ug/Kg	99%		28-125
4,4'-DDT	53.59	50.00	ug/Kg	107%		22-125
Methoxychlor	56.76	50.00	ug/Kg	114%		28-130
Surrogates						
TCMX	40.70	50.00	ug/Kg	81%		23-120
Decachlorobiphenyl	49.73	50.00	ug/Kg	99%		24-120

Batch QC

Type: Matrix Spike	Lab ID: QC942175	Batch: 273393
Matrix (Source ID): Soil (450050-021)	Method: EPA 8081A	Prep Method: EPA 3546

QC942175 Analyte	Result	Source Sample Result	Spiked	Units	Recovery	Qual	Limits	DF
alpha-BHC	43.99	ND	50.51	ug/Kg	87%		46-120	1
beta-BHC	42.92	ND	50.51	ug/Kg	85%		41-120	1
gamma-BHC	42.43	ND	50.51	ug/Kg	84%		41-120	1
delta-BHC	39.35	ND	50.51	ug/Kg	78%		38-123	1
Heptachlor	42.24	ND	50.51	ug/Kg	84%		39-120	1
Aldrin	40.10	ND	50.51	ug/Kg	79%		34-120	1
Heptachlor epoxide	41.85	ND	50.51	ug/Kg	83%		43-120	1
Endosulfan I	44.50	ND	50.51	ug/Kg	88%		45-120	1
Dieldrin	45.11	ND	50.51	ug/Kg	89%		45-120	1
4,4'-DDE	108.1	56.63	50.51	ug/Kg	102%		34-120	1
Endrin	52.46	ND	50.51	ug/Kg	104%		40-120	1
Endosulfan II	48.07	ND	50.51	ug/Kg	95%		41-120	1
Endosulfan sulfate	48.04	ND	50.51	ug/Kg	95%		42-120	1
4,4'-DDD	44.22	ND	50.51	ug/Kg	88%		41-120	1
Endrin aldehyde	31.34	ND	50.51	ug/Kg	62%		30-120	1
Endrin ketone	45.96	ND	50.51	ug/Kg	91%		45-120	1
4,4'-DDT	57.06	3.682	50.51	ug/Kg	106%		35-127	1
Methoxychlor	55.52	ND	50.51	ug/Kg	110%		42-136	1
Surrogates								
TCMX	39.25		50.51	ug/Kg	78%		23-120	1
Decachlorobiphenyl	45.81		50.51	ug/Kg	91%		24-120	1

Batch QC

Type: Matrix Spike Duplicate	Lab ID: QC942176	Batch: 273393
Matrix (Source ID): Soil (450050-021)	Method: EPA 8081A	Prep Method: EPA 3546

QC942176 Analyte	Result	Source Sample Result	Spiked	Units	Recovery	Qual	Limits	RPD	RPD Lim	DF
alpha-BHC	41.41	ND	50.51	ug/Kg	82%		46-120	6	30	1
beta-BHC	39.82	ND	50.51	ug/Kg	79%		41-120	7	30	1
gamma-BHC	40.08	ND	50.51	ug/Kg	79%		41-120	6	30	1
delta-BHC	36.26	ND	50.51	ug/Kg	72%		38-123	8	30	1
Heptachlor	39.97	ND	50.51	ug/Kg	79%		39-120	6	30	1
Aldrin	36.96	ND	50.51	ug/Kg	73%		34-120	8	30	1
Heptachlor epoxide	38.39	ND	50.51	ug/Kg	76%		43-120	9	30	1
Endosulfan I	40.64	ND	50.51	ug/Kg	80%		45-120	9	30	1
Dieldrin	40.90	ND	50.51	ug/Kg	81%		45-120	10	30	1
4,4'-DDE	99.63	56.63	50.51	ug/Kg	85%		34-120	8	30	1
Endrin	48.42	ND	50.51	ug/Kg	96%		40-120	8	30	1
Endosulfan II	43.18	ND	50.51	ug/Kg	85%		41-120	11	30	1
Endosulfan sulfate	43.79	ND	50.51	ug/Kg	87%		42-120	9	30	1
4,4'-DDD	41.67	ND	50.51	ug/Kg	82%		41-120	6	30	1
Endrin aldehyde	29.41	ND	50.51	ug/Kg	58%		30-120	6	30	1
Endrin ketone	42.48	ND	50.51	ug/Kg	84%		45-120	8	30	1
4,4'-DDT	51.11	3.682	50.51	ug/Kg	94%		35-127	11	30	1
Methoxychlor	49.97	ND	50.51	ug/Kg	99%		42-136	11	30	1
Surrogates										
TCMX	37.07		50.51	ug/Kg	73%		23-120			1
Decachlorobiphenyl	43.01		50.51	ug/Kg	85%		24-120			1

Type: Blank	Lab ID: QC942352	Batch: 273447
Matrix: Soil	Method: EPA 7471A	Prep Method: METHOD

QC942352 Analyte	Result	Qual	Units	RL	Prepared	Analyzed
Mercury	ND		mg/Kg	0.14	09/07/21	09/07/21

Type: Lab Control Sample	Lab ID: QC942353	Batch: 273447
Matrix: Soil	Method: EPA 7471A	Prep Method: METHOD

QC942353 Analyte	Result	Spiked	Units	Recovery	Qual	Limits
Mercury	0.8259	0.8333	mg/Kg	99%		80-120

Batch QC

Type: Matrix Spike	Lab ID: QC942354	Batch: 273447
Matrix (Source ID): Soil (450050-010)	Method: EPA 7471A	Prep Method: METHOD

QC942354 Analyte	Result	Source Sample Result	Spiked	Units	Recovery	Qual	Limits	DF
Mercury	0.9051	0.07098	0.9434	mg/Kg	88%		75-125	1.1

Type: Matrix Spike Duplicate	Lab ID: QC942355	Batch: 273447
Matrix (Source ID): Soil (450050-010)	Method: EPA 7471A	Prep Method: METHOD

QC942355 Analyte	Result	Source Sample Result	Spiked	Units	Recovery	Qual	Limits	RPD	Lim	DF
Mercury	0.9377	0.07098	0.9615	mg/Kg	90%		75-125	2	20	1.2

Type: Blank	Lab ID: QC942666	Batch: 273560
Matrix: Soil	Method: EPA 6010B	Prep Method: EPA 3050B

QC942666 Analyte	Result	Qual	Units	RL	Prepared	Analyzed
Arsenic	ND		mg/Kg	1.0	09/08/21	09/09/21
Lead	ND		mg/Kg	1.0	09/08/21	09/09/21

Type: Lab Control Sample	Lab ID: QC942667	Batch: 273560
Matrix: Soil	Method: EPA 6010B	Prep Method: EPA 3050B

QC942667 Analyte	Result	Spiked	Units	Recovery	Qual	Limits
Arsenic	103.4	100.0	mg/Kg	103%		80-120
Lead	103.8	100.0	mg/Kg	104%		80-120

Type: Matrix Spike	Lab ID: QC942668	Batch: 273560
Matrix (Source ID): Soil (450216-001)	Method: EPA 6010B	Prep Method: EPA 3050B

QC942668 Analyte	Result	Source Sample Result	Spiked	Units	Recovery	Qual	Limits	DF
Arsenic	94.03	6.762	86.96	mg/Kg	100%		75-125	0.87
Lead	91.27	7.209	86.96	mg/Kg	97%		75-125	0.87

Batch QC

Type: Matrix Spike Duplicate	Lab ID: QC942669	Batch: 273560
Matrix (Source ID): Soil (450216-001)	Method: EPA 6010B	Prep Method: EPA 3050B

QC942669 Analyte	Result	Source Sample	Spiked	Units	Recovery	Qual	Limits	RPD		DF
		Result						RPD	Lim	
Arsenic	110.7	6.762	100.0	mg/Kg	104%		75-125	3	35	1
Lead	106.1	7.209	100.0	mg/Kg	99%		75-125	2	20	1

Type: Blank	Lab ID: QC942706	Batch: 273570
Matrix: Soil	Method: EPA 8081A	Prep Method: EPA 3546

QC942706 Analyte	Result	Qual	Units	RL	Prepared	Analyzed
alpha-BHC	ND		ug/Kg	5.0	09/09/21	09/09/21
beta-BHC	ND		ug/Kg	5.0	09/09/21	09/09/21
gamma-BHC	ND		ug/Kg	5.0	09/09/21	09/09/21
delta-BHC	ND		ug/Kg	5.0	09/09/21	09/09/21
Heptachlor	ND		ug/Kg	5.0	09/09/21	09/09/21
Aldrin	ND		ug/Kg	5.0	09/09/21	09/09/21
Heptachlor epoxide	ND		ug/Kg	5.0	09/09/21	09/09/21
Endosulfan I	ND		ug/Kg	5.0	09/09/21	09/09/21
Dieldrin	ND		ug/Kg	5.0	09/09/21	09/09/21
4,4'-DDE	ND		ug/Kg	5.0	09/09/21	09/09/21
Endrin	ND		ug/Kg	5.0	09/09/21	09/09/21
Endosulfan II	ND		ug/Kg	5.0	09/09/21	09/09/21
Endosulfan sulfate	ND		ug/Kg	5.0	09/09/21	09/09/21
4,4'-DDD	ND		ug/Kg	5.0	09/09/21	09/09/21
Endrin aldehyde	ND		ug/Kg	5.0	09/09/21	09/09/21
Endrin ketone	ND		ug/Kg	5.0	09/09/21	09/09/21
4,4'-DDT	ND		ug/Kg	5.0	09/09/21	09/09/21
Methoxychlor	ND		ug/Kg	10	09/09/21	09/09/21
Toxaphene	ND		ug/Kg	100	09/09/21	09/09/21
Chlordane (Technical)	ND		ug/Kg	50	09/09/21	09/09/21
Surrogates				Limits		
TCMX	88%		%REC	23-120	09/09/21	09/09/21
Decachlorobiphenyl	87%		%REC	24-120	09/09/21	09/09/21

Batch QC

Type: Lab Control Sample	Lab ID: QC942707	Batch: 273570
Matrix: Soil	Method: EPA 8081A	Prep Method: EPA 3546

QC942707 Analyte	Result	Spiked	Units	Recovery	Qual	Limits
alpha-BHC	56.96	50.00	ug/Kg	114%		22-129
beta-BHC	51.48	50.00	ug/Kg	103%		28-125
gamma-BHC	56.13	50.00	ug/Kg	112%		22-128
delta-BHC	54.94	50.00	ug/Kg	110%	#	24-131
Heptachlor	52.67	50.00	ug/Kg	105%		18-124
Aldrin	49.09	50.00	ug/Kg	98%		23-120
Heptachlor epoxide	39.48	50.00	ug/Kg	79%		26-120
Endosulfan I	45.15	50.00	ug/Kg	90%		25-126
Dieldrin	39.08	50.00	ug/Kg	78%		23-124
4,4'-DDE	42.76	50.00	ug/Kg	86%		28-121
Endrin	44.93	50.00	ug/Kg	90%		25-127
Endosulfan II	39.57	50.00	ug/Kg	79%		29-121
Endosulfan sulfate	37.52	50.00	ug/Kg	75%	#	30-121
4,4'-DDD	39.65	50.00	ug/Kg	79%		26-120
Endrin aldehyde	27.84	50.00	ug/Kg	56%		10-120
Endrin ketone	32.92	50.00	ug/Kg	66%	#	28-125
4,4'-DDT	41.78	50.00	ug/Kg	84%		22-125
Methoxychlor	36.08	50.00	ug/Kg	72%	#	28-130
Surrogates						
TCMX	42.96	50.00	ug/Kg	86%		23-120
Decachlorobiphenyl	28.58	50.00	ug/Kg	57%		24-120

Batch QC

Type: Matrix Spike	Lab ID: QC942708	Batch: 273570
Matrix (Source ID): Soil (450073-002)	Method: EPA 8081A	Prep Method: EPA 3546

QC942708 Analyte	Result	Source Sample Result	Spiked	Units	Recovery	Qual	Limits	DF
alpha-BHC	49.59	ND	50.00	ug/Kg	99%		46-120	10
beta-BHC	41.56	ND	50.00	ug/Kg	83%		41-120	10
gamma-BHC	52.91	ND	50.00	ug/Kg	106%		41-120	10
delta-BHC	46.73	ND	50.00	ug/Kg	93%	#	38-123	10
Heptachlor	51.17	ND	50.00	ug/Kg	102%		39-120	10
Aldrin	64.95	ND	50.00	ug/Kg	130%	*	34-120	10
Heptachlor epoxide	56.94	ND	50.00	ug/Kg	114%		43-120	10
Endosulfan I	48.55	ND	50.00	ug/Kg	97%		45-120	10
Dieldrin	53.27	ND	50.00	ug/Kg	107%		45-120	10
4,4'-DDE	48.37	ND	50.00	ug/Kg	97%		34-120	10
Endrin	133.4	ND	50.00	ug/Kg	267%	*	40-120	10
Endosulfan II	36.92	ND	50.00	ug/Kg	74%		41-120	10
Endosulfan sulfate	46.55	ND	50.00	ug/Kg	93%	#	42-120	10
4,4'-DDD	34.06	ND	50.00	ug/Kg	68%		41-120	10
Endrin aldehyde	0	ND	50.00	ug/Kg	0%	*	30-120	10
Endrin ketone	125.4	ND	50.00	ug/Kg	251%	#, *	45-120	10
4,4'-DDT	118.9	ND	50.00	ug/Kg	238%	*	35-127	10
Methoxychlor	174.5	ND	50.00	ug/Kg		DO	42-136	10
Surrogates								
TCMX	46.12		50.00	ug/Kg		DO	23-120	10
Decachlorobiphenyl	0		50.00	ug/Kg		DO	24-120	10

Batch QC

Type: Matrix Spike Duplicate	Lab ID: QC942709	Batch: 273570
Matrix (Source ID): Soil (450073-002)	Method: EPA 8081A	Prep Method: EPA 3546

QC942709 Analyte	Result	Source Sample Result	Spiked	Units	Recovery	Qual	Limits	RPD	RPD Lim	DF
alpha-BHC	52.45	ND	50.00	ug/Kg	105%		46-120	6	30	10
beta-BHC	53.95	ND	50.00	ug/Kg	108%		41-120	26	30	10
gamma-BHC	50.48	ND	50.00	ug/Kg	101%		41-120	5	30	10
delta-BHC	50.75	ND	50.00	ug/Kg	102%	#	38-123	8	30	10
Heptachlor	48.83	ND	50.00	ug/Kg	98%		39-120	5	30	10
Aldrin	95.56	ND	50.00	ug/Kg	191%	*	34-120	38*	30	10
Heptachlor epoxide	50.77	ND	50.00	ug/Kg	102%		43-120	11	30	10
Endosulfan I	42.24	ND	50.00	ug/Kg	84%		45-120	14	30	10
Dieldrin	43.60	ND	50.00	ug/Kg	87%		45-120	20	30	10
4,4'-DDE	37.61	ND	50.00	ug/Kg	75%		34-120	25	30	10
Endrin	46.93	ND	50.00	ug/Kg	94%		40-120	96*	30	10
Endosulfan II	30.72	ND	50.00	ug/Kg	61%		41-120	18	30	10
Endosulfan sulfate	68.22	ND	50.00	ug/Kg	136%	#,*	42-120	38*	30	10
4,4'-DDD	36.08	ND	50.00	ug/Kg	72%		41-120	6	30	10
Endrin aldehyde	10.84	ND	50.00	ug/Kg		DO	30-120		30	10
Endrin ketone	0	ND	50.00	ug/Kg	0%	#,*	45-120		30	10
4,4'-DDT	107.4	ND	50.00	ug/Kg	215%	*	35-127	10	30	10
Methoxychlor	22.25	ND	50.00	ug/Kg		DO	42-136		30	10
Surrogates										
TCMX	47.86		50.00	ug/Kg		DO	23-120			10
Decachlorobiphenyl	40.54		50.00	ug/Kg		DO	24-120			10

CCV drift outside limits; average CCV drift within limits per method requirements

* Value is outside QC limits

DO Diluted Out

ND Not Detected

NM Not Meaningful



ENTHALPY
ANALYTICAL

Enthalpy Analytical
931 West Barkley Ave
Orange, CA 92868
(714) 771-6900

enthalpy.com

Lab Job Number: 450281
Report Level: II
Report Date: 09/15/2021

Analytical Report *prepared for:*

Rocio Quinones
Roux Associates, Inc.
5150 E. Pacific Coast Hwy.
Suite 450
Long Beach, CA 90804

Location: Shea San Jacinto - 870 N. Sanderson Ave., San Jacinto, CA

Authorized for release by:

Ranjit K Clarke, Project Manager
(714) 771-9906
Ranjit.Clarke@enthalpy.com

This data package has been reviewed for technical correctness and completeness. Release of this data has been authorized by the Laboratory Manager or the Manager's designee, as verified by the above signature which applies to this PDF file as well as any associated electronic data deliverable files. The results contained in this report meet all requirements of NELAP and pertain only to those samples which were submitted for analysis. This report may be reproduced only in its entirety.

CA ELAP# 1338, NELAP# 4038, SCAQMD LAP# 18LA0518, LACSD ID# 10105, CDC ELITE
Member

Sample Summary

<p>Rocio Quinones Roux Associates, Inc. 5150 E. Pacific Coast Hwy. Suite 450 Long Beach, CA 90804</p>	<p>Lab Job #: 450281 Location: Date Received: 09/09/21</p>	<p>Shea San Jacinto - 870 N. Sanderson Ave., San Jacinto, CA</p>
---	--	--

Sample ID	Lab ID	Collected	Matrix
SV-1-5	450281-001	09/07/21 11:08	Soil
SV-1-10	450281-002	09/07/21 12:52	Soil
SV-1-15	450281-003	09/07/21 12:56	Soil
SV-1-20	450281-004	09/07/21 13:07	Soil
SV-2-5	450281-005	09/07/21 12:38	Soil
SV-2-10	450281-006	09/07/21 13:55	Soil
SV-2-15	450281-007	09/07/21 14:02	Soil
SV-2-20	450281-008	09/07/21 14:09	Soil
SV-3-5	450281-009	09/07/21 11:00	Soil
SV-4-5	450281-010	09/07/21 11:19	Soil
SV-5-0.5	450281-011	09/07/21 11:47	Soil
SV-5-5	450281-012	09/07/21 11:58	Soil



ENTHALPY ANALYTICAL

Enthalpy Analytical - Orange

931 W. Barkley Avenue, Orange, CA 92868

Phone 714-771-6900

Chain of Custody Record

Lab No: **450281**

Page: **1** of **2**

Matrix: A = Air S = Soil/Solid

W = Water DW = Drinking Water SD = Sediment

PP = Pure Product SEA = Sea Water

SW = Swab T = Tissue WP = Wipe O = Other

Turn Around Time (rush by advanced notice only)

Standard: 5 Day: 3 Day:

2 Day: 1 Day: Custom TAT:

Preservatives: 1 = Na₂S₂O₃ 2 = HCl 3 = HNO₃

4 = H₂SO₄ 5 = NaOH 6 = Other

Sample Receipt Temp: (lab use only)

CUSTOMER INFORMATION				PROJECT INFORMATION				ANALYSIS REQUEST				TEST INSTRUCTIONS / COMMENTS			
Company:	Name:	Shea San Jacinto		Matrix:	Matrix	Container No. / Size	Pres.	TPH-cc by 8015B	VOCS by 8260B	Metals by 6010B / 7471					
Roux Associates, Inc.	Rocio Quinones / Drew Williams	2217.0025L		Soil	6		Yes	X	X	X					
Report To:	Email: rquinones@rouxinc.com / dwilliams@rouxinc.com	P.O. #: ROU082021A						X	X	X					
Address:	5150 Pacific Coast Hwy, Suite 450	Address: 870 N. Sanderson Avenue						X	X	X					
Phone:	Long Beach, CA 90804	Global ID:						X	X	X					
Fax:	310-879-4900	Sampled By:						X	X	X					
Sample ID	Sampling Date	Sampling Time	Matrix	Container No. / Size	Pres.										
1 SU-1-5	9/7/21	1108	Soil	6	Yes			X	X	X					
2 SU-1-10		1252						X	X	X					
3 SU-1-15		1256						X	X	X					
4 SU-1-20		1307						X	X	X					
5 SU-2-5		1238						X	X	X					
6 SU-2-10		1355						X	X	X					
7 SU-2-15		1402						X	X	X					
8 SU-2-20		1409						X	X	X					
9 SU-3-5		1100						X	X	X					
10 SU-4-5		1119						X	X	X					
Relinquished By:	Signature	Print Name	Company / Title	Date / Time											
1 Relinquished By:	<i>[Signature]</i>	Drew Williams	Roux / Proj. Geo	9/9/21 @ 10:23											
1 Received By:	<i>[Signature]</i>	Don Sampson	ea	9/9/21 10:27											
2 Relinquished By:	<i>[Signature]</i>	Don Sampson	ea	9/9/21 16:50											
2 Received By:	<i>[Signature]</i>	Elizabeth Kamm	EA	9/9/21 16:50											
3 Relinquished By:															

0.9/5.8



ENTHALPY ANALYTICAL

Enthalpy Analytical - Orange

931 W. Barkley Avenue, Orange, CA 92868

Phone 714-771-6900

Chain of Custody Record

Lab No: **450281**
Page: **2** of **2**

Turn Around Time (rush by advanced notice only)

Standard: 5 Day: 3 Day:
2 Day: 1 Day: Custom TAT:

Matrix: A = Air S = Soil/Solid
W = Water DW = Drinking Water SD = Sediment
PP = Pure Product SEA = Sea Water
SW = Swab T = Tissue WP = Wipe O = Other (lab use only)

Preservatives:
1 = Na₂S₂O₃ 2 = HCl 3 = HNO₃
4 = H₂SO₄ 5 = NaOH 6 = Other

Sample Receipt Temp:

CUSTOMER INFORMATION				PROJECT INFORMATION				ANALYSIS REQUEST				TEST INSTRUCTIONS / COMMENTS				
Company:	Roux Associates, inc.	Name:	Shea San Jacinto	Matrix:	Soil	Container No. / Size:	6	TPH-cc by 8015B								
Report To:	Rocio Quinones / Drew Williams	Number:	2217.0025L	Sampling Time:	1147	Matrix No. / Size:	6	VOCs by 8260B								
Email:	quinones@rouxinc.com / dwilliams@rouxinc.com	P.O. #:	ROU062821A	Sampling Date:	9/7/21	Pres.:	Yes	Metals by 6010B / 7471								
Address:	5150 Pacific Coast Hwy, Suite 450	Address:	870 N. Sanderson Avenue	Sampled By:	Drew Williams											
	Long Beach, CA 90804	Global ID:														
Phone:	310-879-4900															
Fax:																
1	SU-5-0.5	9/7/21	1147	Soil	6	Yes										
2	SU-5-5	9/7/21	1158	Soil	6	Yes										
3																
4																
5																
6																
7																
8																
9																
10																

Signature	Print Name	Company / Title	Date / Time
	Drew Williams	Roux / Proj. Geo.	9/9/21 10:23
	Dan Simpson	EA	9/9/21 10:22
	Dan Simpson	EA	9/9/21 16:56
	Elizabeth	EA	9/9/21 16:50

0.9/58



ENTHALPY ANALYTICAL

SAMPLE ACCEPTANCE CHECKLIST

Section 1
 Client: Roux Associates, Inc. Project: Shea San Jacinto
 Date Received: 9/9/21 Sampler's Name Present: Yes No

Section 2
 Sample(s) received in a cooler? Yes, How many? 1 No (skip section 2) Sample Temp (°C) (No Cooler) : _____
 Sample Temp (°C), One from each cooler: #1: 5.8 #2: _____ #3: _____ #4: _____
(Acceptance range is < 6°C but not frozen (for Microbiology samples, acceptance range is < 10°C but not frozen). It is acceptable for samples collected the same day as sample receipt to have a higher temperature as long as there is evidence that cooling has begun.)
 Shipping Information: _____

Section 3
 Was the cooler packed with: Ice Ice Packs Bubble Wrap Styrofoam
 Paper None Other _____
 Cooler Temp (°C): #1: 0.9 #2: _____ #3: _____ #4: _____

Section 4	YES	NO	N/A
Was a COC received?	<input checked="" type="checkbox"/>		
Are sample IDs present?	<input checked="" type="checkbox"/>		
Are sampling dates & times present?	<input checked="" type="checkbox"/>		
Is a relinquished signature present?	<input checked="" type="checkbox"/>		
Are the tests required clearly indicated on the COC?	<input checked="" type="checkbox"/>		
Are custody seals present?		<input checked="" type="checkbox"/>	
If custody seals are present, were they intact?			<input checked="" type="checkbox"/>
Are all samples sealed in plastic bags? (Recommended for Microbiology samples)	<input checked="" type="checkbox"/>		
Did all samples arrive intact? If no, indicate in Section 4 below.	<input checked="" type="checkbox"/>		
Did all bottle labels agree with COC? (ID, dates and times)	<input checked="" type="checkbox"/>		
Were the samples collected in the correct containers for the required tests?	<input checked="" type="checkbox"/>		
Are the containers labeled with the correct preservatives?	<input checked="" type="checkbox"/>		
Is there headspace in the VOA vials greater than 5-6 mm in diameter?			<input checked="" type="checkbox"/>
Was a sufficient amount of sample submitted for the requested tests?	<input checked="" type="checkbox"/>		

Section 5 Explanations/Comments
 Sample " SV-1-10" (Sample 2) received with possible ice water contamination.

Section 6
 For discrepancies, how was the Project Manager notified? Verbal PM Initials: _____ Date/Time _____
 Email (email sent to/on): RKC /9/9/21
 Project Manager's response:

Completed By: [Signature] Date: 9/9/21

Analysis Results for 450281

Rocio Quinones
 Roux Associates, Inc.
 5150 E. Pacific Coast Hwy.
 Suite 450
 Long Beach, CA 90804

Lab Job #: 450281
 Location: Shea San Jacinto - 870 N. Sanderson
 Ave., San Jacinto, CA
 Date Received: 09/09/21

Sample ID: SV-1-5 Lab ID: 450281-001 Collected: 09/07/21 11:08
Matrix: Soil

450281-001 Analyte	Result	Qual	Units	RL	DF	Batch	Prepared	Analyzed	Chemist
Method: EPA 6010B Prep Method: EPA 3050B									
Antimony	ND		mg/Kg	3.3	1.1	273708	09/10/21	09/10/21	SBW
Arsenic	ND		mg/Kg	1.1	1.1	273708	09/10/21	09/10/21	SBW
Barium	140		mg/Kg	1.1	1.1	273708	09/10/21	09/10/21	SBW
Beryllium	ND		mg/Kg	0.54	1.1	273708	09/10/21	09/10/21	SBW
Cadmium	ND		mg/Kg	0.54	1.1	273708	09/10/21	09/10/21	SBW
Chromium	7.4		mg/Kg	1.1	1.1	273708	09/10/21	09/10/21	SBW
Cobalt	4.1		mg/Kg	0.54	1.1	273708	09/10/21	09/10/21	SBW
Copper	8.1		mg/Kg	1.1	1.1	273708	09/10/21	09/10/21	SBW
Lead	3.6		mg/Kg	1.1	1.1	273708	09/10/21	09/10/21	SBW
Molybdenum	ND		mg/Kg	1.1	1.1	273708	09/10/21	09/10/21	SBW
Nickel	4.2		mg/Kg	1.1	1.1	273708	09/10/21	09/10/21	SBW
Selenium	ND		mg/Kg	3.3	1.1	273708	09/10/21	09/10/21	SBW
Silver	ND		mg/Kg	0.54	1.1	273708	09/10/21	09/10/21	SBW
Thallium	ND		mg/Kg	3.3	1.1	273708	09/10/21	09/10/21	SBW
Vanadium	23		mg/Kg	1.1	1.1	273708	09/10/21	09/10/21	SBW
Zinc	56		mg/Kg	5.4	1.1	273708	09/10/21	09/10/21	SBW
Method: EPA 7471A Prep Method: METHOD									
Mercury	ND		mg/Kg	0.16	1.2	273783	09/10/21	09/13/21	TNN
Method: EPA 8015B Prep Method: EPA 3580									
TPH (C6-C12)	ND		mg/Kg	10	1	273786	09/13/21	09/13/21	MES
TPH (C13-C22)	ND		mg/Kg	10	1	273786	09/13/21	09/13/21	MES
TPH (C23-C44)	ND		mg/Kg	10	1	273786	09/13/21	09/13/21	MES
Surrogates				Limits					
n-Triacontane	77%		%REC	70-130	1	273786	09/13/21	09/13/21	MES
Method: EPA 8260B Prep Method: EPA 5035									
3-Chloropropene	ND		ug/Kg	5.2	1	273755	09/12/21	09/12/21	LYZ
cis-1,4-Dichloro-2-butene	ND		ug/Kg	5.2	1	273755	09/12/21	09/12/21	LYZ
trans-1,4-Dichloro-2-butene	ND		ug/Kg	5.2	1	273755	09/12/21	09/12/21	LYZ
Isopropyl Ether (DIPE)	ND		ug/Kg	5.2	1	273755	09/12/21	09/12/21	LYZ
Ethyl tert-Butyl Ether (ETBE)	ND		ug/Kg	5.2	1	273755	09/12/21	09/12/21	LYZ
Methyl tert-Amyl Ether (TAME)	ND		ug/Kg	5.2	1	273755	09/12/21	09/12/21	LYZ

Analysis Results for 450281

450281-001 Analyte	Result	Qual	Units	RL	DF	Batch	Prepared	Analyzed	Chemist
tert-Butyl Alcohol (TBA)	ND		ug/Kg	10	1	273755	09/12/21	09/12/21	LYZ
Freon 12	ND		ug/Kg	5.2	1	273755	09/12/21	09/12/21	LYZ
Chloromethane	ND		ug/Kg	5.2	1	273755	09/12/21	09/12/21	LYZ
Vinyl Chloride	ND		ug/Kg	5.2	1	273755	09/12/21	09/12/21	LYZ
Bromomethane	ND		ug/Kg	5.2	1	273755	09/12/21	09/12/21	LYZ
Chloroethane	ND		ug/Kg	5.2	1	273755	09/12/21	09/12/21	LYZ
Trichlorofluoromethane	ND		ug/Kg	5.2	1	273755	09/12/21	09/12/21	LYZ
Acetone	ND		ug/Kg	100	1	273755	09/12/21	09/12/21	LYZ
Freon 113	ND		ug/Kg	5.2	1	273755	09/12/21	09/12/21	LYZ
1,1-Dichloroethene	ND		ug/Kg	5.2	1	273755	09/12/21	09/12/21	LYZ
Methylene Chloride	ND		ug/Kg	5.2	1	273755	09/12/21	09/12/21	LYZ
MTBE	ND		ug/Kg	5.2	1	273755	09/12/21	09/12/21	LYZ
trans-1,2-Dichloroethene	ND		ug/Kg	5.2	1	273755	09/12/21	09/12/21	LYZ
1,1-Dichloroethane	ND		ug/Kg	5.2	1	273755	09/12/21	09/12/21	LYZ
2-Butanone	ND		ug/Kg	100	1	273755	09/12/21	09/12/21	LYZ
cis-1,2-Dichloroethene	ND		ug/Kg	5.2	1	273755	09/12/21	09/12/21	LYZ
2,2-Dichloropropane	ND		ug/Kg	5.2	1	273755	09/12/21	09/12/21	LYZ
Chloroform	ND		ug/Kg	5.2	1	273755	09/12/21	09/12/21	LYZ
Bromochloromethane	ND		ug/Kg	5.2	1	273755	09/12/21	09/12/21	LYZ
1,1,1-Trichloroethane	ND		ug/Kg	5.2	1	273755	09/12/21	09/12/21	LYZ
1,1-Dichloropropene	ND		ug/Kg	5.2	1	273755	09/12/21	09/12/21	LYZ
Carbon Tetrachloride	ND		ug/Kg	5.2	1	273755	09/12/21	09/12/21	LYZ
1,2-Dichloroethane	ND		ug/Kg	5.2	1	273755	09/12/21	09/12/21	LYZ
Benzene	ND		ug/Kg	5.2	1	273755	09/12/21	09/12/21	LYZ
Trichloroethene	ND		ug/Kg	5.2	1	273755	09/12/21	09/12/21	LYZ
1,2-Dichloropropane	ND		ug/Kg	5.2	1	273755	09/12/21	09/12/21	LYZ
Bromodichloromethane	ND		ug/Kg	5.2	1	273755	09/12/21	09/12/21	LYZ
Dibromomethane	ND		ug/Kg	5.2	1	273755	09/12/21	09/12/21	LYZ
4-Methyl-2-Pentanone	ND		ug/Kg	5.2	1	273755	09/12/21	09/12/21	LYZ
cis-1,3-Dichloropropene	ND		ug/Kg	5.2	1	273755	09/12/21	09/12/21	LYZ
Toluene	ND		ug/Kg	5.2	1	273755	09/12/21	09/12/21	LYZ
trans-1,3-Dichloropropene	ND		ug/Kg	5.2	1	273755	09/12/21	09/12/21	LYZ
1,1,2-Trichloroethane	ND		ug/Kg	5.2	1	273755	09/12/21	09/12/21	LYZ
1,3-Dichloropropane	ND		ug/Kg	5.2	1	273755	09/12/21	09/12/21	LYZ
Tetrachloroethene	ND		ug/Kg	5.2	1	273755	09/12/21	09/12/21	LYZ
Dibromochloromethane	ND		ug/Kg	5.2	1	273755	09/12/21	09/12/21	LYZ
1,2-Dibromoethane	ND		ug/Kg	5.2	1	273755	09/12/21	09/12/21	LYZ
Chlorobenzene	ND		ug/Kg	5.2	1	273755	09/12/21	09/12/21	LYZ
1,1,1,2-Tetrachloroethane	ND		ug/Kg	5.2	1	273755	09/12/21	09/12/21	LYZ
Ethylbenzene	ND		ug/Kg	5.2	1	273755	09/12/21	09/12/21	LYZ
m,p-Xylenes	ND		ug/Kg	10	1	273755	09/12/21	09/12/21	LYZ
o-Xylene	ND		ug/Kg	5.2	1	273755	09/12/21	09/12/21	LYZ
Styrene	ND		ug/Kg	5.2	1	273755	09/12/21	09/12/21	LYZ
Bromoform	ND		ug/Kg	5.2	1	273755	09/12/21	09/12/21	LYZ
Isopropylbenzene	ND		ug/Kg	5.2	1	273755	09/12/21	09/12/21	LYZ
1,1,2,2-Tetrachloroethane	ND		ug/Kg	5.2	1	273755	09/12/21	09/12/21	LYZ

Analysis Results for 450281

450281-001 Analyte	Result	Qual	Units	RL	DF	Batch	Prepared	Analyzed	Chemist
1,2,3-Trichloropropane	ND		ug/Kg	5.2	1	273755	09/12/21	09/12/21	LYZ
Propylbenzene	ND		ug/Kg	5.2	1	273755	09/12/21	09/12/21	LYZ
Bromobenzene	ND		ug/Kg	5.2	1	273755	09/12/21	09/12/21	LYZ
1,3,5-Trimethylbenzene	ND		ug/Kg	5.2	1	273755	09/12/21	09/12/21	LYZ
2-Chlorotoluene	ND		ug/Kg	5.2	1	273755	09/12/21	09/12/21	LYZ
4-Chlorotoluene	ND		ug/Kg	5.2	1	273755	09/12/21	09/12/21	LYZ
tert-Butylbenzene	ND		ug/Kg	5.2	1	273755	09/12/21	09/12/21	LYZ
1,2,4-Trimethylbenzene	ND		ug/Kg	5.2	1	273755	09/12/21	09/12/21	LYZ
sec-Butylbenzene	ND		ug/Kg	5.2	1	273755	09/12/21	09/12/21	LYZ
para-Isopropyl Toluene	ND		ug/Kg	5.2	1	273755	09/12/21	09/12/21	LYZ
1,3-Dichlorobenzene	ND		ug/Kg	5.2	1	273755	09/12/21	09/12/21	LYZ
1,4-Dichlorobenzene	ND		ug/Kg	5.2	1	273755	09/12/21	09/12/21	LYZ
n-Butylbenzene	ND		ug/Kg	5.2	1	273755	09/12/21	09/12/21	LYZ
1,2-Dichlorobenzene	ND		ug/Kg	5.2	1	273755	09/12/21	09/12/21	LYZ
1,2-Dibromo-3-Chloropropane	ND		ug/Kg	5.2	1	273755	09/12/21	09/12/21	LYZ
1,2,4-Trichlorobenzene	ND		ug/Kg	5.2	1	273755	09/12/21	09/12/21	LYZ
Hexachlorobutadiene	ND		ug/Kg	5.2	1	273755	09/12/21	09/12/21	LYZ
Naphthalene	ND		ug/Kg	5.2	1	273755	09/12/21	09/12/21	LYZ
1,2,3-Trichlorobenzene	ND		ug/Kg	5.2	1	273755	09/12/21	09/12/21	LYZ
Xylene (total)	ND		ug/Kg	5.2	1	273755	09/12/21	09/12/21	LYZ
Surrogates				Limits					
Dibromofluoromethane	101%		%REC	70-145	1	273755	09/12/21	09/12/21	LYZ
1,2-Dichloroethane-d4	110%		%REC	70-145	1	273755	09/12/21	09/12/21	LYZ
Toluene-d8	101%		%REC	70-145	1	273755	09/12/21	09/12/21	LYZ
Bromofluorobenzene	101%		%REC	70-145	1	273755	09/12/21	09/12/21	LYZ

Analysis Results for 450281

Sample ID: SV-1-10	Lab ID: 450281-002	Collected: 09/07/21 12:52
Matrix: Soil		

450281-002 Analyte	Result	Qual	Units	RL	DF	Batch	Prepared	Analyzed	Chemist
Method: EPA 6010B									
Prep Method: EPA 3050B									
Antimony	ND		mg/Kg	2.6	0.87	273708	09/10/21	09/10/21	SBW
Arsenic	ND		mg/Kg	0.87	0.87	273708	09/10/21	09/10/21	SBW
Barium	180		mg/Kg	0.87	0.87	273708	09/10/21	09/10/21	SBW
Beryllium	ND		mg/Kg	0.43	0.87	273708	09/10/21	09/10/21	SBW
Cadmium	ND		mg/Kg	0.43	0.87	273708	09/10/21	09/10/21	SBW
Chromium	6.9		mg/Kg	0.87	0.87	273708	09/10/21	09/10/21	SBW
Cobalt	4.3		mg/Kg	0.43	0.87	273708	09/10/21	09/10/21	SBW
Copper	5.3		mg/Kg	0.87	0.87	273708	09/10/21	09/10/21	SBW
Lead	3.4		mg/Kg	0.87	0.87	273708	09/10/21	09/10/21	SBW
Molybdenum	ND		mg/Kg	0.87	0.87	273708	09/10/21	09/10/21	SBW
Nickel	3.2		mg/Kg	0.87	0.87	273708	09/10/21	09/10/21	SBW
Selenium	ND		mg/Kg	2.6	0.87	273708	09/10/21	09/10/21	SBW
Silver	ND		mg/Kg	0.43	0.87	273708	09/10/21	09/10/21	SBW
Thallium	ND		mg/Kg	2.6	0.87	273708	09/10/21	09/10/21	SBW
Vanadium	24		mg/Kg	0.87	0.87	273708	09/10/21	09/10/21	SBW
Zinc	44		mg/Kg	4.3	0.87	273708	09/10/21	09/10/21	SBW
Method: EPA 7471A									
Prep Method: METHOD									
Mercury	ND		mg/Kg	0.16	1.2	273783	09/10/21	09/13/21	TNN
Method: EPA 8015B									
Prep Method: EPA 3580									
TPH (C6-C12)	ND		mg/Kg	10	1	273786	09/13/21	09/13/21	MES
TPH (C13-C22)	ND		mg/Kg	10	1	273786	09/13/21	09/13/21	MES
TPH (C23-C44)	ND		mg/Kg	10	1	273786	09/13/21	09/13/21	MES
Surrogates	Limits								
n-Triacontane	78%		%REC	70-130	1	273786	09/13/21	09/13/21	MES
Method: EPA 8260B									
Prep Method: EPA 5035									
3-Chloropropene	ND		ug/Kg	5.1	1	273755	09/12/21	09/12/21	LYZ
cis-1,4-Dichloro-2-butene	ND		ug/Kg	5.1	1	273755	09/12/21	09/12/21	LYZ
trans-1,4-Dichloro-2-butene	ND		ug/Kg	5.1	1	273755	09/12/21	09/12/21	LYZ
Isopropyl Ether (DIPE)	ND		ug/Kg	5.1	1	273755	09/12/21	09/12/21	LYZ
Ethyl tert-Butyl Ether (ETBE)	ND		ug/Kg	5.1	1	273755	09/12/21	09/12/21	LYZ
Methyl tert-Amyl Ether (TAME)	ND		ug/Kg	5.1	1	273755	09/12/21	09/12/21	LYZ
tert-Butyl Alcohol (TBA)	ND		ug/Kg	10	1	273755	09/12/21	09/12/21	LYZ
Freon 12	ND		ug/Kg	5.1	1	273755	09/12/21	09/12/21	LYZ
Chloromethane	ND		ug/Kg	5.1	1	273755	09/12/21	09/12/21	LYZ
Vinyl Chloride	ND		ug/Kg	5.1	1	273755	09/12/21	09/12/21	LYZ
Bromomethane	ND		ug/Kg	5.1	1	273755	09/12/21	09/12/21	LYZ
Chloroethane	ND		ug/Kg	5.1	1	273755	09/12/21	09/12/21	LYZ

Analysis Results for 450281

450281-002 Analyte	Result	Qual	Units	RL	DF	Batch	Prepared	Analyzed	Chemist
Trichlorofluoromethane	ND		ug/Kg	5.1	1	273755	09/12/21	09/12/21	LYZ
Acetone	ND		ug/Kg	100	1	273755	09/12/21	09/12/21	LYZ
Freon 113	ND		ug/Kg	5.1	1	273755	09/12/21	09/12/21	LYZ
1,1-Dichloroethene	ND		ug/Kg	5.1	1	273755	09/12/21	09/12/21	LYZ
Methylene Chloride	6.1		ug/Kg	5.1	1	273755	09/12/21	09/12/21	LYZ
MTBE	ND		ug/Kg	5.1	1	273755	09/12/21	09/12/21	LYZ
trans-1,2-Dichloroethene	ND		ug/Kg	5.1	1	273755	09/12/21	09/12/21	LYZ
1,1-Dichloroethane	ND		ug/Kg	5.1	1	273755	09/12/21	09/12/21	LYZ
2-Butanone	ND		ug/Kg	100	1	273755	09/12/21	09/12/21	LYZ
cis-1,2-Dichloroethene	ND		ug/Kg	5.1	1	273755	09/12/21	09/12/21	LYZ
2,2-Dichloropropane	ND		ug/Kg	5.1	1	273755	09/12/21	09/12/21	LYZ
Chloroform	ND		ug/Kg	5.1	1	273755	09/12/21	09/12/21	LYZ
Bromochloromethane	ND		ug/Kg	5.1	1	273755	09/12/21	09/12/21	LYZ
1,1,1-Trichloroethane	ND		ug/Kg	5.1	1	273755	09/12/21	09/12/21	LYZ
1,1-Dichloropropene	ND		ug/Kg	5.1	1	273755	09/12/21	09/12/21	LYZ
Carbon Tetrachloride	ND		ug/Kg	5.1	1	273755	09/12/21	09/12/21	LYZ
1,2-Dichloroethane	ND		ug/Kg	5.1	1	273755	09/12/21	09/12/21	LYZ
Benzene	ND		ug/Kg	5.1	1	273755	09/12/21	09/12/21	LYZ
Trichloroethene	ND		ug/Kg	5.1	1	273755	09/12/21	09/12/21	LYZ
1,2-Dichloropropane	ND		ug/Kg	5.1	1	273755	09/12/21	09/12/21	LYZ
Bromodichloromethane	ND		ug/Kg	5.1	1	273755	09/12/21	09/12/21	LYZ
Dibromomethane	ND		ug/Kg	5.1	1	273755	09/12/21	09/12/21	LYZ
4-Methyl-2-Pentanone	ND		ug/Kg	5.1	1	273755	09/12/21	09/12/21	LYZ
cis-1,3-Dichloropropene	ND		ug/Kg	5.1	1	273755	09/12/21	09/12/21	LYZ
Toluene	ND		ug/Kg	5.1	1	273755	09/12/21	09/12/21	LYZ
trans-1,3-Dichloropropene	ND		ug/Kg	5.1	1	273755	09/12/21	09/12/21	LYZ
1,1,2-Trichloroethane	ND		ug/Kg	5.1	1	273755	09/12/21	09/12/21	LYZ
1,3-Dichloropropane	ND		ug/Kg	5.1	1	273755	09/12/21	09/12/21	LYZ
Tetrachloroethene	ND		ug/Kg	5.1	1	273755	09/12/21	09/12/21	LYZ
Dibromochloromethane	ND		ug/Kg	5.1	1	273755	09/12/21	09/12/21	LYZ
1,2-Dibromoethane	ND		ug/Kg	5.1	1	273755	09/12/21	09/12/21	LYZ
Chlorobenzene	ND		ug/Kg	5.1	1	273755	09/12/21	09/12/21	LYZ
1,1,1,2-Tetrachloroethane	ND		ug/Kg	5.1	1	273755	09/12/21	09/12/21	LYZ
Ethylbenzene	ND		ug/Kg	5.1	1	273755	09/12/21	09/12/21	LYZ
m,p-Xylenes	ND		ug/Kg	10	1	273755	09/12/21	09/12/21	LYZ
o-Xylene	ND		ug/Kg	5.1	1	273755	09/12/21	09/12/21	LYZ
Styrene	ND		ug/Kg	5.1	1	273755	09/12/21	09/12/21	LYZ
Bromoform	ND		ug/Kg	5.1	1	273755	09/12/21	09/12/21	LYZ
Isopropylbenzene	ND		ug/Kg	5.1	1	273755	09/12/21	09/12/21	LYZ
1,1,2,2-Tetrachloroethane	ND		ug/Kg	5.1	1	273755	09/12/21	09/12/21	LYZ
1,2,3-Trichloropropane	ND		ug/Kg	5.1	1	273755	09/12/21	09/12/21	LYZ
Propylbenzene	ND		ug/Kg	5.1	1	273755	09/12/21	09/12/21	LYZ
Bromobenzene	ND		ug/Kg	5.1	1	273755	09/12/21	09/12/21	LYZ
1,3,5-Trimethylbenzene	ND		ug/Kg	5.1	1	273755	09/12/21	09/12/21	LYZ
2-Chlorotoluene	ND		ug/Kg	5.1	1	273755	09/12/21	09/12/21	LYZ
4-Chlorotoluene	ND		ug/Kg	5.1	1	273755	09/12/21	09/12/21	LYZ

Analysis Results for 450281

450281-002 Analyte	Result	Qual	Units	RL	DF	Batch	Prepared	Analyzed	Chemist
tert-Butylbenzene	ND		ug/Kg	5.1	1	273755	09/12/21	09/12/21	LYZ
1,2,4-Trimethylbenzene	ND		ug/Kg	5.1	1	273755	09/12/21	09/12/21	LYZ
sec-Butylbenzene	ND		ug/Kg	5.1	1	273755	09/12/21	09/12/21	LYZ
para-Isopropyl Toluene	ND		ug/Kg	5.1	1	273755	09/12/21	09/12/21	LYZ
1,3-Dichlorobenzene	ND		ug/Kg	5.1	1	273755	09/12/21	09/12/21	LYZ
1,4-Dichlorobenzene	ND		ug/Kg	5.1	1	273755	09/12/21	09/12/21	LYZ
n-Butylbenzene	ND		ug/Kg	5.1	1	273755	09/12/21	09/12/21	LYZ
1,2-Dichlorobenzene	ND		ug/Kg	5.1	1	273755	09/12/21	09/12/21	LYZ
1,2-Dibromo-3-Chloropropane	ND		ug/Kg	5.1	1	273755	09/12/21	09/12/21	LYZ
1,2,4-Trichlorobenzene	ND		ug/Kg	5.1	1	273755	09/12/21	09/12/21	LYZ
Hexachlorobutadiene	ND		ug/Kg	5.1	1	273755	09/12/21	09/12/21	LYZ
Naphthalene	ND		ug/Kg	5.1	1	273755	09/12/21	09/12/21	LYZ
1,2,3-Trichlorobenzene	ND		ug/Kg	5.1	1	273755	09/12/21	09/12/21	LYZ
Xylene (total)	ND		ug/Kg	5.1	1	273755	09/12/21	09/12/21	LYZ
Surrogates									
				Limits					
Dibromofluoromethane	105%		%REC	70-145	1	273755	09/12/21	09/12/21	LYZ
1,2-Dichloroethane-d4	110%		%REC	70-145	1	273755	09/12/21	09/12/21	LYZ
Toluene-d8	97%		%REC	70-145	1	273755	09/12/21	09/12/21	LYZ
Bromofluorobenzene	99%		%REC	70-145	1	273755	09/12/21	09/12/21	LYZ

Analysis Results for 450281

Sample ID: SV-1-15	Lab ID: 450281-003	Collected: 09/07/21 12:56
Matrix: Soil		

450281-003 Analyte	Result	Qual	Units	RL	DF	Batch	Prepared	Analyzed	Chemist
Method: EPA 6010B Prep Method: EPA 3050B									
Antimony	ND		mg/Kg	3.3	1.1	273708	09/10/21	09/10/21	SBW
Arsenic	1.1		mg/Kg	1.1	1.1	273708	09/10/21	09/10/21	SBW
Barium	130		mg/Kg	1.1	1.1	273708	09/10/21	09/10/21	SBW
Beryllium	ND		mg/Kg	0.54	1.1	273708	09/10/21	09/10/21	SBW
Cadmium	ND		mg/Kg	0.54	1.1	273708	09/10/21	09/10/21	SBW
Chromium	8.6		mg/Kg	1.1	1.1	273708	09/10/21	09/10/21	SBW
Cobalt	4.1		mg/Kg	0.54	1.1	273708	09/10/21	09/10/21	SBW
Copper	6.3		mg/Kg	1.1	1.1	273708	09/10/21	09/10/21	SBW
Lead	2.7		mg/Kg	1.1	1.1	273708	09/10/21	09/10/21	SBW
Molybdenum	ND		mg/Kg	1.1	1.1	273708	09/10/21	09/10/21	SBW
Nickel	4.4		mg/Kg	1.1	1.1	273708	09/10/21	09/10/21	SBW
Selenium	ND		mg/Kg	3.3	1.1	273708	09/10/21	09/10/21	SBW
Silver	ND		mg/Kg	0.54	1.1	273708	09/10/21	09/10/21	SBW
Thallium	ND		mg/Kg	3.3	1.1	273708	09/10/21	09/10/21	SBW
Vanadium	25		mg/Kg	1.1	1.1	273708	09/10/21	09/10/21	SBW
Zinc	44		mg/Kg	5.4	1.1	273708	09/10/21	09/10/21	SBW
Method: EPA 7471A Prep Method: METHOD									
Mercury	ND		mg/Kg	0.16	1.1	273783	09/10/21	09/13/21	TNN
Method: EPA 8015B Prep Method: EPA 3580									
TPH (C6-C12)	ND		mg/Kg	10	1	273786	09/13/21	09/13/21	MES
TPH (C13-C22)	ND		mg/Kg	10	1	273786	09/13/21	09/13/21	MES
TPH (C23-C44)	ND		mg/Kg	10	1	273786	09/13/21	09/13/21	MES
Surrogates				Limits					
n-Triacontane	89%		%REC	70-130	1	273786	09/13/21	09/13/21	MES
Method: EPA 8260B Prep Method: EPA 5035									
3-Chloropropene	ND		ug/Kg	4.5	0.91	273755	09/12/21	09/12/21	LYZ
cis-1,4-Dichloro-2-butene	ND		ug/Kg	4.5	0.91	273755	09/12/21	09/12/21	LYZ
trans-1,4-Dichloro-2-butene	ND		ug/Kg	4.5	0.91	273755	09/12/21	09/12/21	LYZ
Isopropyl Ether (DIPE)	ND		ug/Kg	4.5	0.91	273755	09/12/21	09/12/21	LYZ
Ethyl tert-Butyl Ether (ETBE)	ND		ug/Kg	4.5	0.91	273755	09/12/21	09/12/21	LYZ
Methyl tert-Amyl Ether (TAME)	ND		ug/Kg	4.5	0.91	273755	09/12/21	09/12/21	LYZ
tert-Butyl Alcohol (TBA)	ND		ug/Kg	9.1	0.91	273755	09/12/21	09/12/21	LYZ
Freon 12	ND		ug/Kg	4.5	0.91	273755	09/12/21	09/12/21	LYZ
Chloromethane	ND		ug/Kg	4.5	0.91	273755	09/12/21	09/12/21	LYZ
Vinyl Chloride	ND		ug/Kg	4.5	0.91	273755	09/12/21	09/12/21	LYZ
Bromomethane	ND		ug/Kg	4.5	0.91	273755	09/12/21	09/12/21	LYZ
Chloroethane	ND		ug/Kg	4.5	0.91	273755	09/12/21	09/12/21	LYZ

Analysis Results for 450281

450281-003 Analyte	Result	Qual	Units	RL	DF	Batch	Prepared	Analyzed	Chemist
Trichlorofluoromethane	ND		ug/Kg	4.5	0.91	273755	09/12/21	09/12/21	LYZ
Acetone	ND		ug/Kg	91	0.91	273755	09/12/21	09/12/21	LYZ
Freon 113	ND		ug/Kg	4.5	0.91	273755	09/12/21	09/12/21	LYZ
1,1-Dichloroethene	ND		ug/Kg	4.5	0.91	273755	09/12/21	09/12/21	LYZ
Methylene Chloride	ND		ug/Kg	4.5	0.91	273755	09/12/21	09/12/21	LYZ
MTBE	ND		ug/Kg	4.5	0.91	273755	09/12/21	09/12/21	LYZ
trans-1,2-Dichloroethene	ND		ug/Kg	4.5	0.91	273755	09/12/21	09/12/21	LYZ
1,1-Dichloroethane	ND		ug/Kg	4.5	0.91	273755	09/12/21	09/12/21	LYZ
2-Butanone	ND		ug/Kg	91	0.91	273755	09/12/21	09/12/21	LYZ
cis-1,2-Dichloroethene	ND		ug/Kg	4.5	0.91	273755	09/12/21	09/12/21	LYZ
2,2-Dichloropropane	ND		ug/Kg	4.5	0.91	273755	09/12/21	09/12/21	LYZ
Chloroform	ND		ug/Kg	4.5	0.91	273755	09/12/21	09/12/21	LYZ
Bromochloromethane	ND		ug/Kg	4.5	0.91	273755	09/12/21	09/12/21	LYZ
1,1,1-Trichloroethane	ND		ug/Kg	4.5	0.91	273755	09/12/21	09/12/21	LYZ
1,1-Dichloropropene	ND		ug/Kg	4.5	0.91	273755	09/12/21	09/12/21	LYZ
Carbon Tetrachloride	ND		ug/Kg	4.5	0.91	273755	09/12/21	09/12/21	LYZ
1,2-Dichloroethane	ND		ug/Kg	4.5	0.91	273755	09/12/21	09/12/21	LYZ
Benzene	ND		ug/Kg	4.5	0.91	273755	09/12/21	09/12/21	LYZ
Trichloroethene	ND		ug/Kg	4.5	0.91	273755	09/12/21	09/12/21	LYZ
1,2-Dichloropropane	ND		ug/Kg	4.5	0.91	273755	09/12/21	09/12/21	LYZ
Bromodichloromethane	ND		ug/Kg	4.5	0.91	273755	09/12/21	09/12/21	LYZ
Dibromomethane	ND		ug/Kg	4.5	0.91	273755	09/12/21	09/12/21	LYZ
4-Methyl-2-Pentanone	ND		ug/Kg	4.5	0.91	273755	09/12/21	09/12/21	LYZ
cis-1,3-Dichloropropene	ND		ug/Kg	4.5	0.91	273755	09/12/21	09/12/21	LYZ
Toluene	ND		ug/Kg	4.5	0.91	273755	09/12/21	09/12/21	LYZ
trans-1,3-Dichloropropene	ND		ug/Kg	4.5	0.91	273755	09/12/21	09/12/21	LYZ
1,1,2-Trichloroethane	ND		ug/Kg	4.5	0.91	273755	09/12/21	09/12/21	LYZ
1,3-Dichloropropane	ND		ug/Kg	4.5	0.91	273755	09/12/21	09/12/21	LYZ
Tetrachloroethene	ND		ug/Kg	4.5	0.91	273755	09/12/21	09/12/21	LYZ
Dibromochloromethane	ND		ug/Kg	4.5	0.91	273755	09/12/21	09/12/21	LYZ
1,2-Dibromoethane	ND		ug/Kg	4.5	0.91	273755	09/12/21	09/12/21	LYZ
Chlorobenzene	ND		ug/Kg	4.5	0.91	273755	09/12/21	09/12/21	LYZ
1,1,1,2-Tetrachloroethane	ND		ug/Kg	4.5	0.91	273755	09/12/21	09/12/21	LYZ
Ethylbenzene	ND		ug/Kg	4.5	0.91	273755	09/12/21	09/12/21	LYZ
m,p-Xylenes	ND		ug/Kg	9.1	0.91	273755	09/12/21	09/12/21	LYZ
o-Xylene	ND		ug/Kg	4.5	0.91	273755	09/12/21	09/12/21	LYZ
Styrene	ND		ug/Kg	4.5	0.91	273755	09/12/21	09/12/21	LYZ
Bromoform	ND		ug/Kg	4.5	0.91	273755	09/12/21	09/12/21	LYZ
Isopropylbenzene	ND		ug/Kg	4.5	0.91	273755	09/12/21	09/12/21	LYZ
1,1,2,2-Tetrachloroethane	ND		ug/Kg	4.5	0.91	273755	09/12/21	09/12/21	LYZ
1,2,3-Trichloropropane	ND		ug/Kg	4.5	0.91	273755	09/12/21	09/12/21	LYZ
Propylbenzene	ND		ug/Kg	4.5	0.91	273755	09/12/21	09/12/21	LYZ
Bromobenzene	ND		ug/Kg	4.5	0.91	273755	09/12/21	09/12/21	LYZ
1,3,5-Trimethylbenzene	ND		ug/Kg	4.5	0.91	273755	09/12/21	09/12/21	LYZ
2-Chlorotoluene	ND		ug/Kg	4.5	0.91	273755	09/12/21	09/12/21	LYZ
4-Chlorotoluene	ND		ug/Kg	4.5	0.91	273755	09/12/21	09/12/21	LYZ

Analysis Results for 450281

450281-003 Analyte	Result	Qual	Units	RL	DF	Batch	Prepared	Analyzed	Chemist
tert-Butylbenzene	ND		ug/Kg	4.5	0.91	273755	09/12/21	09/12/21	LYZ
1,2,4-Trimethylbenzene	ND		ug/Kg	4.5	0.91	273755	09/12/21	09/12/21	LYZ
sec-Butylbenzene	ND		ug/Kg	4.5	0.91	273755	09/12/21	09/12/21	LYZ
para-Isopropyl Toluene	ND		ug/Kg	4.5	0.91	273755	09/12/21	09/12/21	LYZ
1,3-Dichlorobenzene	ND		ug/Kg	4.5	0.91	273755	09/12/21	09/12/21	LYZ
1,4-Dichlorobenzene	ND		ug/Kg	4.5	0.91	273755	09/12/21	09/12/21	LYZ
n-Butylbenzene	ND		ug/Kg	4.5	0.91	273755	09/12/21	09/12/21	LYZ
1,2-Dichlorobenzene	ND		ug/Kg	4.5	0.91	273755	09/12/21	09/12/21	LYZ
1,2-Dibromo-3-Chloropropane	ND		ug/Kg	4.5	0.91	273755	09/12/21	09/12/21	LYZ
1,2,4-Trichlorobenzene	ND		ug/Kg	4.5	0.91	273755	09/12/21	09/12/21	LYZ
Hexachlorobutadiene	ND		ug/Kg	4.5	0.91	273755	09/12/21	09/12/21	LYZ
Naphthalene	ND		ug/Kg	4.5	0.91	273755	09/12/21	09/12/21	LYZ
1,2,3-Trichlorobenzene	ND		ug/Kg	4.5	0.91	273755	09/12/21	09/12/21	LYZ
Xylene (total)	ND		ug/Kg	4.5	0.91	273755	09/12/21	09/12/21	LYZ
Surrogates									
				Limits					
Dibromofluoromethane	107%		%REC	70-145	0.91	273755	09/12/21	09/12/21	LYZ
1,2-Dichloroethane-d4	112%		%REC	70-145	0.91	273755	09/12/21	09/12/21	LYZ
Toluene-d8	99%		%REC	70-145	0.91	273755	09/12/21	09/12/21	LYZ
Bromofluorobenzene	99%		%REC	70-145	0.91	273755	09/12/21	09/12/21	LYZ

Analysis Results for 450281

Sample ID: SV-1-20
Lab ID: 450281-004
Collected: 09/07/21 13:07
Matrix: Soil

450281-004 Analyte	Result	Qual	Units	RL	DF	Batch	Prepared	Analyzed	Chemist
Method: EPA 6010B									
Prep Method: EPA 3050B									
Antimony	ND		mg/Kg	2.8	0.94	273708	09/10/21	09/10/21	SBW
Arsenic	ND		mg/Kg	0.94	0.94	273708	09/10/21	09/10/21	SBW
Barium	350		mg/Kg	0.94	0.94	273708	09/10/21	09/10/21	SBW
Beryllium	ND		mg/Kg	0.47	0.94	273708	09/10/21	09/10/21	SBW
Cadmium	ND		mg/Kg	0.47	0.94	273708	09/10/21	09/10/21	SBW
Chromium	9.8		mg/Kg	0.94	0.94	273708	09/10/21	09/10/21	SBW
Cobalt	5.5		mg/Kg	0.47	0.94	273708	09/10/21	09/10/21	SBW
Copper	5.5		mg/Kg	0.94	0.94	273708	09/10/21	09/10/21	SBW
Lead	2.2		mg/Kg	0.94	0.94	273708	09/10/21	09/10/21	SBW
Molybdenum	ND		mg/Kg	0.94	0.94	273708	09/10/21	09/10/21	SBW
Nickel	5.2		mg/Kg	0.94	0.94	273708	09/10/21	09/10/21	SBW
Selenium	ND		mg/Kg	2.8	0.94	273708	09/10/21	09/10/21	SBW
Silver	ND		mg/Kg	0.47	0.94	273708	09/10/21	09/10/21	SBW
Thallium	ND		mg/Kg	2.8	0.94	273708	09/10/21	09/10/21	SBW
Vanadium	29		mg/Kg	0.94	0.94	273708	09/10/21	09/10/21	SBW
Zinc	49		mg/Kg	4.7	0.94	273708	09/10/21	09/10/21	SBW
Method: EPA 7471A									
Prep Method: METHOD									
Mercury	ND		mg/Kg	0.16	1.1	273783	09/10/21	09/13/21	TNN
Method: EPA 8015B									
Prep Method: EPA 3580									
TPH (C6-C12)	ND		mg/Kg	10	1	273786	09/13/21	09/13/21	MES
TPH (C13-C22)	ND		mg/Kg	10	1	273786	09/13/21	09/13/21	MES
TPH (C23-C44)	ND		mg/Kg	10	1	273786	09/13/21	09/13/21	MES
Surrogates				Limits					
n-Triacontane	80%		%REC	70-130	1	273786	09/13/21	09/13/21	MES
Method: EPA 8260B									
Prep Method: EPA 5035									
3-Chloropropene	ND		ug/Kg	4.3	0.86	273755	09/12/21	09/12/21	LYZ
cis-1,4-Dichloro-2-butene	ND		ug/Kg	4.3	0.86	273755	09/12/21	09/12/21	LYZ
trans-1,4-Dichloro-2-butene	ND		ug/Kg	4.3	0.86	273755	09/12/21	09/12/21	LYZ
Isopropyl Ether (DIPE)	ND		ug/Kg	4.3	0.86	273755	09/12/21	09/12/21	LYZ
Ethyl tert-Butyl Ether (ETBE)	ND		ug/Kg	4.3	0.86	273755	09/12/21	09/12/21	LYZ
Methyl tert-Amyl Ether (TAME)	ND		ug/Kg	4.3	0.86	273755	09/12/21	09/12/21	LYZ
tert-Butyl Alcohol (TBA)	13		ug/Kg	8.6	0.86	273755	09/12/21	09/12/21	LYZ
Freon 12	ND		ug/Kg	4.3	0.86	273755	09/12/21	09/12/21	LYZ
Chloromethane	ND		ug/Kg	4.3	0.86	273755	09/12/21	09/12/21	LYZ
Vinyl Chloride	ND		ug/Kg	4.3	0.86	273755	09/12/21	09/12/21	LYZ
Bromomethane	ND		ug/Kg	4.3	0.86	273755	09/12/21	09/12/21	LYZ
Chloroethane	ND		ug/Kg	4.3	0.86	273755	09/12/21	09/12/21	LYZ

Analysis Results for 450281

450281-004 Analyte	Result	Qual	Units	RL	DF	Batch	Prepared	Analyzed	Chemist
Trichlorofluoromethane	ND		ug/Kg	4.3	0.86	273755	09/12/21	09/12/21	LYZ
Acetone	ND		ug/Kg	86	0.86	273755	09/12/21	09/12/21	LYZ
Freon 113	ND		ug/Kg	4.3	0.86	273755	09/12/21	09/12/21	LYZ
1,1-Dichloroethene	ND		ug/Kg	4.3	0.86	273755	09/12/21	09/12/21	LYZ
Methylene Chloride	ND		ug/Kg	4.3	0.86	273755	09/12/21	09/12/21	LYZ
MTBE	ND		ug/Kg	4.3	0.86	273755	09/12/21	09/12/21	LYZ
trans-1,2-Dichloroethene	ND		ug/Kg	4.3	0.86	273755	09/12/21	09/12/21	LYZ
1,1-Dichloroethane	ND		ug/Kg	4.3	0.86	273755	09/12/21	09/12/21	LYZ
2-Butanone	ND		ug/Kg	86	0.86	273755	09/12/21	09/12/21	LYZ
cis-1,2-Dichloroethene	ND		ug/Kg	4.3	0.86	273755	09/12/21	09/12/21	LYZ
2,2-Dichloropropane	ND		ug/Kg	4.3	0.86	273755	09/12/21	09/12/21	LYZ
Chloroform	ND		ug/Kg	4.3	0.86	273755	09/12/21	09/12/21	LYZ
Bromochloromethane	ND		ug/Kg	4.3	0.86	273755	09/12/21	09/12/21	LYZ
1,1,1-Trichloroethane	ND		ug/Kg	4.3	0.86	273755	09/12/21	09/12/21	LYZ
1,1-Dichloropropene	ND		ug/Kg	4.3	0.86	273755	09/12/21	09/12/21	LYZ
Carbon Tetrachloride	ND		ug/Kg	4.3	0.86	273755	09/12/21	09/12/21	LYZ
1,2-Dichloroethane	ND		ug/Kg	4.3	0.86	273755	09/12/21	09/12/21	LYZ
Benzene	ND		ug/Kg	4.3	0.86	273755	09/12/21	09/12/21	LYZ
Trichloroethene	ND		ug/Kg	4.3	0.86	273755	09/12/21	09/12/21	LYZ
1,2-Dichloropropane	ND		ug/Kg	4.3	0.86	273755	09/12/21	09/12/21	LYZ
Bromodichloromethane	ND		ug/Kg	4.3	0.86	273755	09/12/21	09/12/21	LYZ
Dibromomethane	ND		ug/Kg	4.3	0.86	273755	09/12/21	09/12/21	LYZ
4-Methyl-2-Pentanone	ND		ug/Kg	4.3	0.86	273755	09/12/21	09/12/21	LYZ
cis-1,3-Dichloropropene	ND		ug/Kg	4.3	0.86	273755	09/12/21	09/12/21	LYZ
Toluene	ND		ug/Kg	4.3	0.86	273755	09/12/21	09/12/21	LYZ
trans-1,3-Dichloropropene	ND		ug/Kg	4.3	0.86	273755	09/12/21	09/12/21	LYZ
1,1,2-Trichloroethane	ND		ug/Kg	4.3	0.86	273755	09/12/21	09/12/21	LYZ
1,3-Dichloropropane	ND		ug/Kg	4.3	0.86	273755	09/12/21	09/12/21	LYZ
Tetrachloroethene	ND		ug/Kg	4.3	0.86	273755	09/12/21	09/12/21	LYZ
Dibromochloromethane	ND		ug/Kg	4.3	0.86	273755	09/12/21	09/12/21	LYZ
1,2-Dibromoethane	ND		ug/Kg	4.3	0.86	273755	09/12/21	09/12/21	LYZ
Chlorobenzene	ND		ug/Kg	4.3	0.86	273755	09/12/21	09/12/21	LYZ
1,1,1,2-Tetrachloroethane	ND		ug/Kg	4.3	0.86	273755	09/12/21	09/12/21	LYZ
Ethylbenzene	ND		ug/Kg	4.3	0.86	273755	09/12/21	09/12/21	LYZ
m,p-Xylenes	ND		ug/Kg	8.6	0.86	273755	09/12/21	09/12/21	LYZ
o-Xylene	ND		ug/Kg	4.3	0.86	273755	09/12/21	09/12/21	LYZ
Styrene	ND		ug/Kg	4.3	0.86	273755	09/12/21	09/12/21	LYZ
Bromoform	ND		ug/Kg	4.3	0.86	273755	09/12/21	09/12/21	LYZ
Isopropylbenzene	ND		ug/Kg	4.3	0.86	273755	09/12/21	09/12/21	LYZ
1,1,2,2-Tetrachloroethane	ND		ug/Kg	4.3	0.86	273755	09/12/21	09/12/21	LYZ
1,2,3-Trichloropropane	ND		ug/Kg	4.3	0.86	273755	09/12/21	09/12/21	LYZ
Propylbenzene	ND		ug/Kg	4.3	0.86	273755	09/12/21	09/12/21	LYZ
Bromobenzene	ND		ug/Kg	4.3	0.86	273755	09/12/21	09/12/21	LYZ
1,3,5-Trimethylbenzene	ND		ug/Kg	4.3	0.86	273755	09/12/21	09/12/21	LYZ
2-Chlorotoluene	ND		ug/Kg	4.3	0.86	273755	09/12/21	09/12/21	LYZ
4-Chlorotoluene	ND		ug/Kg	4.3	0.86	273755	09/12/21	09/12/21	LYZ

Analysis Results for 450281

450281-004 Analyte	Result	Qual	Units	RL	DF	Batch	Prepared	Analyzed	Chemist
tert-Butylbenzene	ND		ug/Kg	4.3	0.86	273755	09/12/21	09/12/21	LYZ
1,2,4-Trimethylbenzene	ND		ug/Kg	4.3	0.86	273755	09/12/21	09/12/21	LYZ
sec-Butylbenzene	ND		ug/Kg	4.3	0.86	273755	09/12/21	09/12/21	LYZ
para-Isopropyl Toluene	ND		ug/Kg	4.3	0.86	273755	09/12/21	09/12/21	LYZ
1,3-Dichlorobenzene	ND		ug/Kg	4.3	0.86	273755	09/12/21	09/12/21	LYZ
1,4-Dichlorobenzene	ND		ug/Kg	4.3	0.86	273755	09/12/21	09/12/21	LYZ
n-Butylbenzene	ND		ug/Kg	4.3	0.86	273755	09/12/21	09/12/21	LYZ
1,2-Dichlorobenzene	ND		ug/Kg	4.3	0.86	273755	09/12/21	09/12/21	LYZ
1,2-Dibromo-3-Chloropropane	ND		ug/Kg	4.3	0.86	273755	09/12/21	09/12/21	LYZ
1,2,4-Trichlorobenzene	ND		ug/Kg	4.3	0.86	273755	09/12/21	09/12/21	LYZ
Hexachlorobutadiene	ND		ug/Kg	4.3	0.86	273755	09/12/21	09/12/21	LYZ
Naphthalene	ND		ug/Kg	4.3	0.86	273755	09/12/21	09/12/21	LYZ
1,2,3-Trichlorobenzene	ND		ug/Kg	4.3	0.86	273755	09/12/21	09/12/21	LYZ
Xylene (total)	ND		ug/Kg	4.3	0.86	273755	09/12/21	09/12/21	LYZ
Surrogates									
				Limits					
Dibromofluoromethane	100%		%REC	70-145	0.86	273755	09/12/21	09/12/21	LYZ
1,2-Dichloroethane-d4	109%		%REC	70-145	0.86	273755	09/12/21	09/12/21	LYZ
Toluene-d8	103%		%REC	70-145	0.86	273755	09/12/21	09/12/21	LYZ
Bromofluorobenzene	100%		%REC	70-145	0.86	273755	09/12/21	09/12/21	LYZ

Analysis Results for 450281

Sample ID: SV-2-5	Lab ID: 450281-005	Collected: 09/07/21 12:38
Matrix: Soil		

450281-005 Analyte	Result	Qual	Units	RL	DF	Batch	Prepared	Analyzed	Chemist
Method: EPA 6010B Prep Method: EPA 3050B									
Antimony	ND		mg/Kg	2.8	0.93	273708	09/10/21	09/11/21	SBW
Arsenic	1.2		mg/Kg	0.93	0.93	273708	09/10/21	09/11/21	SBW
Barium	220		mg/Kg	0.93	0.93	273708	09/10/21	09/11/21	SBW
Beryllium	0.53		mg/Kg	0.46	0.93	273708	09/10/21	09/11/21	SBW
Cadmium	ND		mg/Kg	0.46	0.93	273708	09/10/21	09/11/21	SBW
Chromium	11		mg/Kg	0.93	0.93	273708	09/10/21	09/11/21	SBW
Cobalt	6.2		mg/Kg	0.46	0.93	273708	09/10/21	09/11/21	SBW
Copper	7.0		mg/Kg	0.93	0.93	273708	09/10/21	09/11/21	SBW
Lead	3.2		mg/Kg	0.93	0.93	273708	09/10/21	09/11/21	SBW
Molybdenum	ND		mg/Kg	0.93	0.93	273708	09/10/21	09/11/21	SBW
Nickel	5.5		mg/Kg	0.93	0.93	273708	09/10/21	09/11/21	SBW
Selenium	ND		mg/Kg	2.8	0.93	273708	09/10/21	09/11/21	SBW
Silver	ND		mg/Kg	0.46	0.93	273708	09/10/21	09/11/21	SBW
Thallium	ND		mg/Kg	2.8	0.93	273708	09/10/21	09/11/21	SBW
Vanadium	33		mg/Kg	0.93	0.93	273708	09/10/21	09/11/21	SBW
Zinc	64		mg/Kg	4.6	0.93	273708	09/10/21	09/11/21	SBW
Method: EPA 7471A Prep Method: METHOD									
Mercury	ND		mg/Kg	0.14	1	273783	09/10/21	09/13/21	TNN
Method: EPA 8015B Prep Method: EPA 3580									
TPH (C6-C12)	ND		mg/Kg	10	1	273786	09/13/21	09/13/21	MES
TPH (C13-C22)	ND		mg/Kg	10	1	273786	09/13/21	09/13/21	MES
TPH (C23-C44)	ND		mg/Kg	10	1	273786	09/13/21	09/13/21	MES
Surrogates	Limits								
n-Triacontane	88%		%REC	70-130	1	273786	09/13/21	09/13/21	MES
Method: EPA 8260B Prep Method: EPA 5035									
3-Chloropropene	ND		ug/Kg	5.1	1	273755	09/12/21	09/12/21	LYZ
cis-1,4-Dichloro-2-butene	ND		ug/Kg	5.1	1	273755	09/12/21	09/12/21	LYZ
trans-1,4-Dichloro-2-butene	ND		ug/Kg	5.1	1	273755	09/12/21	09/12/21	LYZ
Isopropyl Ether (DIPE)	ND		ug/Kg	5.1	1	273755	09/12/21	09/12/21	LYZ
Ethyl tert-Butyl Ether (ETBE)	ND		ug/Kg	5.1	1	273755	09/12/21	09/12/21	LYZ
Methyl tert-Amyl Ether (TAME)	ND		ug/Kg	5.1	1	273755	09/12/21	09/12/21	LYZ
tert-Butyl Alcohol (TBA)	ND		ug/Kg	10	1	273755	09/12/21	09/12/21	LYZ
Freon 12	ND		ug/Kg	5.1	1	273755	09/12/21	09/12/21	LYZ
Chloromethane	ND		ug/Kg	5.1	1	273755	09/12/21	09/12/21	LYZ
Vinyl Chloride	ND		ug/Kg	5.1	1	273755	09/12/21	09/12/21	LYZ
Bromomethane	ND		ug/Kg	5.1	1	273755	09/12/21	09/12/21	LYZ
Chloroethane	ND		ug/Kg	5.1	1	273755	09/12/21	09/12/21	LYZ

Analysis Results for 450281

450281-005 Analyte	Result	Qual	Units	RL	DF	Batch	Prepared	Analyzed	Chemist
Trichlorofluoromethane	ND		ug/Kg	5.1	1	273755	09/12/21	09/12/21	LYZ
Acetone	ND		ug/Kg	100	1	273755	09/12/21	09/12/21	LYZ
Freon 113	ND		ug/Kg	5.1	1	273755	09/12/21	09/12/21	LYZ
1,1-Dichloroethene	ND		ug/Kg	5.1	1	273755	09/12/21	09/12/21	LYZ
Methylene Chloride	ND		ug/Kg	5.1	1	273755	09/12/21	09/12/21	LYZ
MTBE	ND		ug/Kg	5.1	1	273755	09/12/21	09/12/21	LYZ
trans-1,2-Dichloroethene	ND		ug/Kg	5.1	1	273755	09/12/21	09/12/21	LYZ
1,1-Dichloroethane	ND		ug/Kg	5.1	1	273755	09/12/21	09/12/21	LYZ
2-Butanone	ND		ug/Kg	100	1	273755	09/12/21	09/12/21	LYZ
cis-1,2-Dichloroethene	ND		ug/Kg	5.1	1	273755	09/12/21	09/12/21	LYZ
2,2-Dichloropropane	ND		ug/Kg	5.1	1	273755	09/12/21	09/12/21	LYZ
Chloroform	ND		ug/Kg	5.1	1	273755	09/12/21	09/12/21	LYZ
Bromochloromethane	ND		ug/Kg	5.1	1	273755	09/12/21	09/12/21	LYZ
1,1,1-Trichloroethane	ND		ug/Kg	5.1	1	273755	09/12/21	09/12/21	LYZ
1,1-Dichloropropene	ND		ug/Kg	5.1	1	273755	09/12/21	09/12/21	LYZ
Carbon Tetrachloride	ND		ug/Kg	5.1	1	273755	09/12/21	09/12/21	LYZ
1,2-Dichloroethane	ND		ug/Kg	5.1	1	273755	09/12/21	09/12/21	LYZ
Benzene	ND		ug/Kg	5.1	1	273755	09/12/21	09/12/21	LYZ
Trichloroethene	ND		ug/Kg	5.1	1	273755	09/12/21	09/12/21	LYZ
1,2-Dichloropropane	ND		ug/Kg	5.1	1	273755	09/12/21	09/12/21	LYZ
Bromodichloromethane	ND		ug/Kg	5.1	1	273755	09/12/21	09/12/21	LYZ
Dibromomethane	ND		ug/Kg	5.1	1	273755	09/12/21	09/12/21	LYZ
4-Methyl-2-Pentanone	ND		ug/Kg	5.1	1	273755	09/12/21	09/12/21	LYZ
cis-1,3-Dichloropropene	ND		ug/Kg	5.1	1	273755	09/12/21	09/12/21	LYZ
Toluene	ND		ug/Kg	5.1	1	273755	09/12/21	09/12/21	LYZ
trans-1,3-Dichloropropene	ND		ug/Kg	5.1	1	273755	09/12/21	09/12/21	LYZ
1,1,2-Trichloroethane	ND		ug/Kg	5.1	1	273755	09/12/21	09/12/21	LYZ
1,3-Dichloropropane	ND		ug/Kg	5.1	1	273755	09/12/21	09/12/21	LYZ
Tetrachloroethene	ND		ug/Kg	5.1	1	273755	09/12/21	09/12/21	LYZ
Dibromochloromethane	ND		ug/Kg	5.1	1	273755	09/12/21	09/12/21	LYZ
1,2-Dibromoethane	ND		ug/Kg	5.1	1	273755	09/12/21	09/12/21	LYZ
Chlorobenzene	ND		ug/Kg	5.1	1	273755	09/12/21	09/12/21	LYZ
1,1,1,2-Tetrachloroethane	ND		ug/Kg	5.1	1	273755	09/12/21	09/12/21	LYZ
Ethylbenzene	ND		ug/Kg	5.1	1	273755	09/12/21	09/12/21	LYZ
m,p-Xylenes	ND		ug/Kg	10	1	273755	09/12/21	09/12/21	LYZ
o-Xylene	ND		ug/Kg	5.1	1	273755	09/12/21	09/12/21	LYZ
Styrene	ND		ug/Kg	5.1	1	273755	09/12/21	09/12/21	LYZ
Bromoform	ND		ug/Kg	5.1	1	273755	09/12/21	09/12/21	LYZ
Isopropylbenzene	ND		ug/Kg	5.1	1	273755	09/12/21	09/12/21	LYZ
1,1,2,2-Tetrachloroethane	ND		ug/Kg	5.1	1	273755	09/12/21	09/12/21	LYZ
1,2,3-Trichloropropane	ND		ug/Kg	5.1	1	273755	09/12/21	09/12/21	LYZ
Propylbenzene	ND		ug/Kg	5.1	1	273755	09/12/21	09/12/21	LYZ
Bromobenzene	ND		ug/Kg	5.1	1	273755	09/12/21	09/12/21	LYZ
1,3,5-Trimethylbenzene	ND		ug/Kg	5.1	1	273755	09/12/21	09/12/21	LYZ
2-Chlorotoluene	ND		ug/Kg	5.1	1	273755	09/12/21	09/12/21	LYZ
4-Chlorotoluene	ND		ug/Kg	5.1	1	273755	09/12/21	09/12/21	LYZ

Analysis Results for 450281

450281-005 Analyte	Result	Qual	Units	RL	DF	Batch	Prepared	Analyzed	Chemist
tert-Butylbenzene	ND		ug/Kg	5.1	1	273755	09/12/21	09/12/21	LYZ
1,2,4-Trimethylbenzene	ND		ug/Kg	5.1	1	273755	09/12/21	09/12/21	LYZ
sec-Butylbenzene	ND		ug/Kg	5.1	1	273755	09/12/21	09/12/21	LYZ
para-Isopropyl Toluene	ND		ug/Kg	5.1	1	273755	09/12/21	09/12/21	LYZ
1,3-Dichlorobenzene	ND		ug/Kg	5.1	1	273755	09/12/21	09/12/21	LYZ
1,4-Dichlorobenzene	ND		ug/Kg	5.1	1	273755	09/12/21	09/12/21	LYZ
n-Butylbenzene	ND		ug/Kg	5.1	1	273755	09/12/21	09/12/21	LYZ
1,2-Dichlorobenzene	ND		ug/Kg	5.1	1	273755	09/12/21	09/12/21	LYZ
1,2-Dibromo-3-Chloropropane	ND		ug/Kg	5.1	1	273755	09/12/21	09/12/21	LYZ
1,2,4-Trichlorobenzene	ND		ug/Kg	5.1	1	273755	09/12/21	09/12/21	LYZ
Hexachlorobutadiene	ND		ug/Kg	5.1	1	273755	09/12/21	09/12/21	LYZ
Naphthalene	ND		ug/Kg	5.1	1	273755	09/12/21	09/12/21	LYZ
1,2,3-Trichlorobenzene	ND		ug/Kg	5.1	1	273755	09/12/21	09/12/21	LYZ
Xylene (total)	ND		ug/Kg	5.1	1	273755	09/12/21	09/12/21	LYZ
Surrogates				Limits					
Dibromofluoromethane	102%		%REC	70-145	1	273755	09/12/21	09/12/21	LYZ
1,2-Dichloroethane-d4	110%		%REC	70-145	1	273755	09/12/21	09/12/21	LYZ
Toluene-d8	102%		%REC	70-145	1	273755	09/12/21	09/12/21	LYZ
Bromofluorobenzene	100%		%REC	70-145	1	273755	09/12/21	09/12/21	LYZ

Analysis Results for 450281

Sample ID: SV-2-10	Lab ID: 450281-006	Collected: 09/07/21 13:55
Matrix: Soil		

450281-006 Analyte	Result	Qual	Units	RL	DF	Batch	Prepared	Analyzed	Chemist
Method: EPA 6010B									
Prep Method: EPA 3050B									
Antimony	ND		mg/Kg	3.1	1	273708	09/10/21	09/11/21	SBW
Arsenic	ND		mg/Kg	1.0	1	273708	09/10/21	09/11/21	SBW
Barium	230		mg/Kg	1.0	1	273708	09/10/21	09/11/21	SBW
Beryllium	0.57		mg/Kg	0.51	1	273708	09/10/21	09/11/21	SBW
Cadmium	ND		mg/Kg	0.51	1	273708	09/10/21	09/11/21	SBW
Chromium	11		mg/Kg	1.0	1	273708	09/10/21	09/11/21	SBW
Cobalt	6.8		mg/Kg	0.51	1	273708	09/10/21	09/11/21	SBW
Copper	8.0		mg/Kg	1.0	1	273708	09/10/21	09/11/21	SBW
Lead	3.8		mg/Kg	1.0	1	273708	09/10/21	09/11/21	SBW
Molybdenum	ND		mg/Kg	1.0	1	273708	09/10/21	09/11/21	SBW
Nickel	5.8		mg/Kg	1.0	1	273708	09/10/21	09/11/21	SBW
Selenium	ND		mg/Kg	3.1	1	273708	09/10/21	09/11/21	SBW
Silver	ND		mg/Kg	0.51	1	273708	09/10/21	09/11/21	SBW
Thallium	ND		mg/Kg	3.1	1	273708	09/10/21	09/11/21	SBW
Vanadium	38		mg/Kg	1.0	1	273708	09/10/21	09/11/21	SBW
Zinc	74		mg/Kg	5.1	1	273708	09/10/21	09/11/21	SBW
Method: EPA 7471A									
Prep Method: METHOD									
Mercury	ND		mg/Kg	0.15	1.1	273783	09/10/21	09/13/21	TNN
Method: EPA 8015B									
Prep Method: EPA 3580									
TPH (C6-C12)	ND		mg/Kg	10	1	273786	09/13/21	09/13/21	MES
TPH (C13-C22)	ND		mg/Kg	10	1	273786	09/13/21	09/13/21	MES
TPH (C23-C44)	ND		mg/Kg	10	1	273786	09/13/21	09/13/21	MES
Surrogates	Limits								
n-Triacontane	74%		%REC	70-130	1	273786	09/13/21	09/13/21	MES
Method: EPA 8260B									
Prep Method: EPA 5035									
3-Chloropropene	ND		ug/Kg	5.0	1	273755	09/12/21	09/12/21	LYZ
cis-1,4-Dichloro-2-butene	ND		ug/Kg	5.0	1	273755	09/12/21	09/12/21	LYZ
trans-1,4-Dichloro-2-butene	ND		ug/Kg	5.0	1	273755	09/12/21	09/12/21	LYZ
Isopropyl Ether (DIPE)	ND		ug/Kg	5.0	1	273755	09/12/21	09/12/21	LYZ
Ethyl tert-Butyl Ether (ETBE)	ND		ug/Kg	5.0	1	273755	09/12/21	09/12/21	LYZ
Methyl tert-Amyl Ether (TAME)	ND		ug/Kg	5.0	1	273755	09/12/21	09/12/21	LYZ
tert-Butyl Alcohol (TBA)	ND		ug/Kg	10	1	273755	09/12/21	09/12/21	LYZ
Freon 12	ND		ug/Kg	5.0	1	273755	09/12/21	09/12/21	LYZ
Chloromethane	ND		ug/Kg	5.0	1	273755	09/12/21	09/12/21	LYZ
Vinyl Chloride	ND		ug/Kg	5.0	1	273755	09/12/21	09/12/21	LYZ
Bromomethane	ND		ug/Kg	5.0	1	273755	09/12/21	09/12/21	LYZ
Chloroethane	ND		ug/Kg	5.0	1	273755	09/12/21	09/12/21	LYZ

Analysis Results for 450281

450281-006 Analyte	Result	Qual	Units	RL	DF	Batch	Prepared	Analyzed	Chemist
Trichlorofluoromethane	ND		ug/Kg	5.0	1	273755	09/12/21	09/12/21	LYZ
Acetone	ND		ug/Kg	100	1	273755	09/12/21	09/12/21	LYZ
Freon 113	ND		ug/Kg	5.0	1	273755	09/12/21	09/12/21	LYZ
1,1-Dichloroethene	ND		ug/Kg	5.0	1	273755	09/12/21	09/12/21	LYZ
Methylene Chloride	ND		ug/Kg	5.0	1	273755	09/12/21	09/12/21	LYZ
MTBE	ND		ug/Kg	5.0	1	273755	09/12/21	09/12/21	LYZ
trans-1,2-Dichloroethene	ND		ug/Kg	5.0	1	273755	09/12/21	09/12/21	LYZ
1,1-Dichloroethane	ND		ug/Kg	5.0	1	273755	09/12/21	09/12/21	LYZ
2-Butanone	ND		ug/Kg	100	1	273755	09/12/21	09/12/21	LYZ
cis-1,2-Dichloroethene	ND		ug/Kg	5.0	1	273755	09/12/21	09/12/21	LYZ
2,2-Dichloropropane	ND		ug/Kg	5.0	1	273755	09/12/21	09/12/21	LYZ
Chloroform	ND		ug/Kg	5.0	1	273755	09/12/21	09/12/21	LYZ
Bromochloromethane	ND		ug/Kg	5.0	1	273755	09/12/21	09/12/21	LYZ
1,1,1-Trichloroethane	ND		ug/Kg	5.0	1	273755	09/12/21	09/12/21	LYZ
1,1-Dichloropropene	ND		ug/Kg	5.0	1	273755	09/12/21	09/12/21	LYZ
Carbon Tetrachloride	ND		ug/Kg	5.0	1	273755	09/12/21	09/12/21	LYZ
1,2-Dichloroethane	ND		ug/Kg	5.0	1	273755	09/12/21	09/12/21	LYZ
Benzene	ND		ug/Kg	5.0	1	273755	09/12/21	09/12/21	LYZ
Trichloroethene	ND		ug/Kg	5.0	1	273755	09/12/21	09/12/21	LYZ
1,2-Dichloropropane	ND		ug/Kg	5.0	1	273755	09/12/21	09/12/21	LYZ
Bromodichloromethane	ND		ug/Kg	5.0	1	273755	09/12/21	09/12/21	LYZ
Dibromomethane	ND		ug/Kg	5.0	1	273755	09/12/21	09/12/21	LYZ
4-Methyl-2-Pentanone	ND		ug/Kg	5.0	1	273755	09/12/21	09/12/21	LYZ
cis-1,3-Dichloropropene	ND		ug/Kg	5.0	1	273755	09/12/21	09/12/21	LYZ
Toluene	ND		ug/Kg	5.0	1	273755	09/12/21	09/12/21	LYZ
trans-1,3-Dichloropropene	ND		ug/Kg	5.0	1	273755	09/12/21	09/12/21	LYZ
1,1,2-Trichloroethane	ND		ug/Kg	5.0	1	273755	09/12/21	09/12/21	LYZ
1,3-Dichloropropane	ND		ug/Kg	5.0	1	273755	09/12/21	09/12/21	LYZ
Tetrachloroethene	ND		ug/Kg	5.0	1	273755	09/12/21	09/12/21	LYZ
Dibromochloromethane	ND		ug/Kg	5.0	1	273755	09/12/21	09/12/21	LYZ
1,2-Dibromoethane	ND		ug/Kg	5.0	1	273755	09/12/21	09/12/21	LYZ
Chlorobenzene	ND		ug/Kg	5.0	1	273755	09/12/21	09/12/21	LYZ
1,1,1,2-Tetrachloroethane	ND		ug/Kg	5.0	1	273755	09/12/21	09/12/21	LYZ
Ethylbenzene	ND		ug/Kg	5.0	1	273755	09/12/21	09/12/21	LYZ
m,p-Xylenes	ND		ug/Kg	10	1	273755	09/12/21	09/12/21	LYZ
o-Xylene	ND		ug/Kg	5.0	1	273755	09/12/21	09/12/21	LYZ
Styrene	ND		ug/Kg	5.0	1	273755	09/12/21	09/12/21	LYZ
Bromoform	ND		ug/Kg	5.0	1	273755	09/12/21	09/12/21	LYZ
Isopropylbenzene	ND		ug/Kg	5.0	1	273755	09/12/21	09/12/21	LYZ
1,1,2,2-Tetrachloroethane	ND		ug/Kg	5.0	1	273755	09/12/21	09/12/21	LYZ
1,2,3-Trichloropropane	ND		ug/Kg	5.0	1	273755	09/12/21	09/12/21	LYZ
Propylbenzene	ND		ug/Kg	5.0	1	273755	09/12/21	09/12/21	LYZ
Bromobenzene	ND		ug/Kg	5.0	1	273755	09/12/21	09/12/21	LYZ
1,3,5-Trimethylbenzene	ND		ug/Kg	5.0	1	273755	09/12/21	09/12/21	LYZ
2-Chlorotoluene	ND		ug/Kg	5.0	1	273755	09/12/21	09/12/21	LYZ
4-Chlorotoluene	ND		ug/Kg	5.0	1	273755	09/12/21	09/12/21	LYZ

Analysis Results for 450281

450281-006 Analyte	Result	Qual	Units	RL	DF	Batch	Prepared	Analyzed	Chemist
tert-Butylbenzene	ND		ug/Kg	5.0	1	273755	09/12/21	09/12/21	LYZ
1,2,4-Trimethylbenzene	ND		ug/Kg	5.0	1	273755	09/12/21	09/12/21	LYZ
sec-Butylbenzene	ND		ug/Kg	5.0	1	273755	09/12/21	09/12/21	LYZ
para-Isopropyl Toluene	ND		ug/Kg	5.0	1	273755	09/12/21	09/12/21	LYZ
1,3-Dichlorobenzene	ND		ug/Kg	5.0	1	273755	09/12/21	09/12/21	LYZ
1,4-Dichlorobenzene	ND		ug/Kg	5.0	1	273755	09/12/21	09/12/21	LYZ
n-Butylbenzene	ND		ug/Kg	5.0	1	273755	09/12/21	09/12/21	LYZ
1,2-Dichlorobenzene	ND		ug/Kg	5.0	1	273755	09/12/21	09/12/21	LYZ
1,2-Dibromo-3-Chloropropane	ND		ug/Kg	5.0	1	273755	09/12/21	09/12/21	LYZ
1,2,4-Trichlorobenzene	ND		ug/Kg	5.0	1	273755	09/12/21	09/12/21	LYZ
Hexachlorobutadiene	ND		ug/Kg	5.0	1	273755	09/12/21	09/12/21	LYZ
Naphthalene	ND		ug/Kg	5.0	1	273755	09/12/21	09/12/21	LYZ
1,2,3-Trichlorobenzene	ND		ug/Kg	5.0	1	273755	09/12/21	09/12/21	LYZ
Xylene (total)	ND		ug/Kg	5.0	1	273755	09/12/21	09/12/21	LYZ
Surrogates				Limits					
Dibromofluoromethane	104%		%REC	70-145	1	273755	09/12/21	09/12/21	LYZ
1,2-Dichloroethane-d4	117%		%REC	70-145	1	273755	09/12/21	09/12/21	LYZ
Toluene-d8	98%		%REC	70-145	1	273755	09/12/21	09/12/21	LYZ
Bromofluorobenzene	97%		%REC	70-145	1	273755	09/12/21	09/12/21	LYZ

Analysis Results for 450281

Sample ID: SV-2-15	Lab ID: 450281-007	Collected: 09/07/21 14:02
Matrix: Soil		

450281-007 Analyte	Result	Qual	Units	RL	DF	Batch	Prepared	Analyzed	Chemist
Method: EPA 6010B									
Prep Method: EPA 3050B									
Antimony	ND		mg/Kg	3.1	1	273708	09/10/21	09/11/21	SBW
Arsenic	ND		mg/Kg	1.0	1	273708	09/10/21	09/11/21	SBW
Barium	160		mg/Kg	1.0	1	273708	09/10/21	09/11/21	SBW
Beryllium	ND		mg/Kg	0.51	1	273708	09/10/21	09/11/21	SBW
Cadmium	ND		mg/Kg	0.51	1	273708	09/10/21	09/11/21	SBW
Chromium	7.8		mg/Kg	1.0	1	273708	09/10/21	09/11/21	SBW
Cobalt	4.2		mg/Kg	0.51	1	273708	09/10/21	09/11/21	SBW
Copper	5.2		mg/Kg	1.0	1	273708	09/10/21	09/11/21	SBW
Lead	2.2		mg/Kg	1.0	1	273708	09/10/21	09/11/21	SBW
Molybdenum	ND		mg/Kg	1.0	1	273708	09/10/21	09/11/21	SBW
Nickel	4.0		mg/Kg	1.0	1	273708	09/10/21	09/11/21	SBW
Selenium	ND		mg/Kg	3.1	1	273708	09/10/21	09/11/21	SBW
Silver	ND		mg/Kg	0.51	1	273708	09/10/21	09/11/21	SBW
Thallium	ND		mg/Kg	3.1	1	273708	09/10/21	09/11/21	SBW
Vanadium	19		mg/Kg	1.0	1	273708	09/10/21	09/11/21	SBW
Zinc	39		mg/Kg	5.1	1	273708	09/10/21	09/11/21	SBW
Method: EPA 7471A									
Prep Method: METHOD									
Mercury	ND		mg/Kg	0.16	1.1	273783	09/10/21	09/13/21	TNN
Method: EPA 8015B									
Prep Method: EPA 3580									
TPH (C6-C12)	ND		mg/Kg	10	1	273786	09/13/21	09/13/21	MES
TPH (C13-C22)	ND		mg/Kg	10	1	273786	09/13/21	09/13/21	MES
TPH (C23-C44)	ND		mg/Kg	10	1	273786	09/13/21	09/13/21	MES
Surrogates	Limits								
n-Triacontane	73%		%REC	70-130	1	273786	09/13/21	09/13/21	MES
Method: EPA 8260B									
Prep Method: EPA 5035									
3-Chloropropene	ND		ug/Kg	4.8	0.96	273755	09/12/21	09/12/21	LYZ
cis-1,4-Dichloro-2-butene	ND		ug/Kg	4.8	0.96	273755	09/12/21	09/12/21	LYZ
trans-1,4-Dichloro-2-butene	ND		ug/Kg	4.8	0.96	273755	09/12/21	09/12/21	LYZ
Isopropyl Ether (DIPE)	ND		ug/Kg	4.8	0.96	273755	09/12/21	09/12/21	LYZ
Ethyl tert-Butyl Ether (ETBE)	ND		ug/Kg	4.8	0.96	273755	09/12/21	09/12/21	LYZ
Methyl tert-Amyl Ether (TAME)	ND		ug/Kg	4.8	0.96	273755	09/12/21	09/12/21	LYZ
tert-Butyl Alcohol (TBA)	ND		ug/Kg	9.6	0.96	273755	09/12/21	09/12/21	LYZ
Freon 12	ND		ug/Kg	4.8	0.96	273755	09/12/21	09/12/21	LYZ
Chloromethane	ND		ug/Kg	4.8	0.96	273755	09/12/21	09/12/21	LYZ
Vinyl Chloride	ND		ug/Kg	4.8	0.96	273755	09/12/21	09/12/21	LYZ
Bromomethane	ND		ug/Kg	4.8	0.96	273755	09/12/21	09/12/21	LYZ
Chloroethane	ND		ug/Kg	4.8	0.96	273755	09/12/21	09/12/21	LYZ

Analysis Results for 450281

450281-007 Analyte	Result	Qual	Units	RL	DF	Batch	Prepared	Analyzed	Chemist
Trichlorofluoromethane	ND		ug/Kg	4.8	0.96	273755	09/12/21	09/12/21	LYZ
Acetone	ND		ug/Kg	96	0.96	273755	09/12/21	09/12/21	LYZ
Freon 113	ND		ug/Kg	4.8	0.96	273755	09/12/21	09/12/21	LYZ
1,1-Dichloroethene	ND		ug/Kg	4.8	0.96	273755	09/12/21	09/12/21	LYZ
Methylene Chloride	ND		ug/Kg	4.8	0.96	273755	09/12/21	09/12/21	LYZ
MTBE	ND		ug/Kg	4.8	0.96	273755	09/12/21	09/12/21	LYZ
trans-1,2-Dichloroethene	ND		ug/Kg	4.8	0.96	273755	09/12/21	09/12/21	LYZ
1,1-Dichloroethane	ND		ug/Kg	4.8	0.96	273755	09/12/21	09/12/21	LYZ
2-Butanone	ND		ug/Kg	96	0.96	273755	09/12/21	09/12/21	LYZ
cis-1,2-Dichloroethene	ND		ug/Kg	4.8	0.96	273755	09/12/21	09/12/21	LYZ
2,2-Dichloropropane	ND		ug/Kg	4.8	0.96	273755	09/12/21	09/12/21	LYZ
Chloroform	ND		ug/Kg	4.8	0.96	273755	09/12/21	09/12/21	LYZ
Bromochloromethane	ND		ug/Kg	4.8	0.96	273755	09/12/21	09/12/21	LYZ
1,1,1-Trichloroethane	ND		ug/Kg	4.8	0.96	273755	09/12/21	09/12/21	LYZ
1,1-Dichloropropene	ND		ug/Kg	4.8	0.96	273755	09/12/21	09/12/21	LYZ
Carbon Tetrachloride	ND		ug/Kg	4.8	0.96	273755	09/12/21	09/12/21	LYZ
1,2-Dichloroethane	ND		ug/Kg	4.8	0.96	273755	09/12/21	09/12/21	LYZ
Benzene	ND		ug/Kg	4.8	0.96	273755	09/12/21	09/12/21	LYZ
Trichloroethene	ND		ug/Kg	4.8	0.96	273755	09/12/21	09/12/21	LYZ
1,2-Dichloropropane	ND		ug/Kg	4.8	0.96	273755	09/12/21	09/12/21	LYZ
Bromodichloromethane	ND		ug/Kg	4.8	0.96	273755	09/12/21	09/12/21	LYZ
Dibromomethane	ND		ug/Kg	4.8	0.96	273755	09/12/21	09/12/21	LYZ
4-Methyl-2-Pentanone	ND		ug/Kg	4.8	0.96	273755	09/12/21	09/12/21	LYZ
cis-1,3-Dichloropropene	ND		ug/Kg	4.8	0.96	273755	09/12/21	09/12/21	LYZ
Toluene	ND		ug/Kg	4.8	0.96	273755	09/12/21	09/12/21	LYZ
trans-1,3-Dichloropropene	ND		ug/Kg	4.8	0.96	273755	09/12/21	09/12/21	LYZ
1,1,2-Trichloroethane	ND		ug/Kg	4.8	0.96	273755	09/12/21	09/12/21	LYZ
1,3-Dichloropropane	ND		ug/Kg	4.8	0.96	273755	09/12/21	09/12/21	LYZ
Tetrachloroethene	ND		ug/Kg	4.8	0.96	273755	09/12/21	09/12/21	LYZ
Dibromochloromethane	ND		ug/Kg	4.8	0.96	273755	09/12/21	09/12/21	LYZ
1,2-Dibromoethane	ND		ug/Kg	4.8	0.96	273755	09/12/21	09/12/21	LYZ
Chlorobenzene	ND		ug/Kg	4.8	0.96	273755	09/12/21	09/12/21	LYZ
1,1,1,2-Tetrachloroethane	ND		ug/Kg	4.8	0.96	273755	09/12/21	09/12/21	LYZ
Ethylbenzene	ND		ug/Kg	4.8	0.96	273755	09/12/21	09/12/21	LYZ
m,p-Xylenes	ND		ug/Kg	9.6	0.96	273755	09/12/21	09/12/21	LYZ
o-Xylene	ND		ug/Kg	4.8	0.96	273755	09/12/21	09/12/21	LYZ
Styrene	ND		ug/Kg	4.8	0.96	273755	09/12/21	09/12/21	LYZ
Bromoform	ND		ug/Kg	4.8	0.96	273755	09/12/21	09/12/21	LYZ
Isopropylbenzene	ND		ug/Kg	4.8	0.96	273755	09/12/21	09/12/21	LYZ
1,1,2,2-Tetrachloroethane	ND		ug/Kg	4.8	0.96	273755	09/12/21	09/12/21	LYZ
1,2,3-Trichloropropane	ND		ug/Kg	4.8	0.96	273755	09/12/21	09/12/21	LYZ
Propylbenzene	ND		ug/Kg	4.8	0.96	273755	09/12/21	09/12/21	LYZ
Bromobenzene	ND		ug/Kg	4.8	0.96	273755	09/12/21	09/12/21	LYZ
1,3,5-Trimethylbenzene	ND		ug/Kg	4.8	0.96	273755	09/12/21	09/12/21	LYZ
2-Chlorotoluene	ND		ug/Kg	4.8	0.96	273755	09/12/21	09/12/21	LYZ
4-Chlorotoluene	ND		ug/Kg	4.8	0.96	273755	09/12/21	09/12/21	LYZ

Analysis Results for 450281

450281-007 Analyte	Result	Qual	Units	RL	DF	Batch	Prepared	Analyzed	Chemist
tert-Butylbenzene	ND		ug/Kg	4.8	0.96	273755	09/12/21	09/12/21	LYZ
1,2,4-Trimethylbenzene	ND		ug/Kg	4.8	0.96	273755	09/12/21	09/12/21	LYZ
sec-Butylbenzene	ND		ug/Kg	4.8	0.96	273755	09/12/21	09/12/21	LYZ
para-Isopropyl Toluene	ND		ug/Kg	4.8	0.96	273755	09/12/21	09/12/21	LYZ
1,3-Dichlorobenzene	ND		ug/Kg	4.8	0.96	273755	09/12/21	09/12/21	LYZ
1,4-Dichlorobenzene	ND		ug/Kg	4.8	0.96	273755	09/12/21	09/12/21	LYZ
n-Butylbenzene	ND		ug/Kg	4.8	0.96	273755	09/12/21	09/12/21	LYZ
1,2-Dichlorobenzene	ND		ug/Kg	4.8	0.96	273755	09/12/21	09/12/21	LYZ
1,2-Dibromo-3-Chloropropane	ND		ug/Kg	4.8	0.96	273755	09/12/21	09/12/21	LYZ
1,2,4-Trichlorobenzene	ND		ug/Kg	4.8	0.96	273755	09/12/21	09/12/21	LYZ
Hexachlorobutadiene	ND		ug/Kg	4.8	0.96	273755	09/12/21	09/12/21	LYZ
Naphthalene	ND		ug/Kg	4.8	0.96	273755	09/12/21	09/12/21	LYZ
1,2,3-Trichlorobenzene	ND		ug/Kg	4.8	0.96	273755	09/12/21	09/12/21	LYZ
Xylene (total)	ND		ug/Kg	4.8	0.96	273755	09/12/21	09/12/21	LYZ
Surrogates									
				Limits					
Dibromofluoromethane	102%		%REC	70-145	0.96	273755	09/12/21	09/12/21	LYZ
1,2-Dichloroethane-d4	113%		%REC	70-145	0.96	273755	09/12/21	09/12/21	LYZ
Toluene-d8	99%		%REC	70-145	0.96	273755	09/12/21	09/12/21	LYZ
Bromofluorobenzene	101%		%REC	70-145	0.96	273755	09/12/21	09/12/21	LYZ

Analysis Results for 450281

Sample ID: SV-2-20	Lab ID: 450281-008	Collected: 09/07/21 14:09
Matrix: Soil		

450281-008 Analyte	Result	Qual	Units	RL	DF	Batch	Prepared	Analyzed	Chemist
Method: EPA 6010B Prep Method: EPA 3050B									
Antimony	ND		mg/Kg	2.9	0.98	273708	09/10/21	09/11/21	SBW
Arsenic	1.4		mg/Kg	0.98	0.98	273708	09/10/21	09/11/21	SBW
Barium	200		mg/Kg	0.98	0.98	273708	09/10/21	09/11/21	SBW
Beryllium	ND		mg/Kg	0.49	0.98	273708	09/10/21	09/11/21	SBW
Cadmium	ND		mg/Kg	0.49	0.98	273708	09/10/21	09/11/21	SBW
Chromium	7.7		mg/Kg	0.98	0.98	273708	09/10/21	09/11/21	SBW
Cobalt	4.3		mg/Kg	0.49	0.98	273708	09/10/21	09/11/21	SBW
Copper	5.9		mg/Kg	0.98	0.98	273708	09/10/21	09/11/21	SBW
Lead	2.4		mg/Kg	0.98	0.98	273708	09/10/21	09/11/21	SBW
Molybdenum	ND		mg/Kg	0.98	0.98	273708	09/10/21	09/11/21	SBW
Nickel	4.4		mg/Kg	0.98	0.98	273708	09/10/21	09/11/21	SBW
Selenium	ND		mg/Kg	2.9	0.98	273708	09/10/21	09/11/21	SBW
Silver	ND		mg/Kg	0.49	0.98	273708	09/10/21	09/11/21	SBW
Thallium	ND		mg/Kg	2.9	0.98	273708	09/10/21	09/11/21	SBW
Vanadium	23		mg/Kg	0.98	0.98	273708	09/10/21	09/11/21	SBW
Zinc	44		mg/Kg	4.9	0.98	273708	09/10/21	09/11/21	SBW
Method: EPA 7471A Prep Method: METHOD									
Mercury	ND		mg/Kg	0.15	1.1	273783	09/10/21	09/13/21	TNN
Method: EPA 8015B Prep Method: EPA 3580									
TPH (C6-C12)	ND		mg/Kg	10	1	273786	09/13/21	09/13/21	MES
TPH (C13-C22)	ND		mg/Kg	10	1	273786	09/13/21	09/13/21	MES
TPH (C23-C44)	ND		mg/Kg	10	1	273786	09/13/21	09/13/21	MES
Surrogates				Limits					
n-Triacontane	75%		%REC	70-130	1	273786	09/13/21	09/13/21	MES
Method: EPA 8260B Prep Method: EPA 5035									
3-Chloropropene	ND		ug/Kg	7.6	1.5	273755	09/12/21	09/12/21	LYZ
cis-1,4-Dichloro-2-butene	ND		ug/Kg	7.6	1.5	273755	09/12/21	09/12/21	LYZ
trans-1,4-Dichloro-2-butene	ND		ug/Kg	7.6	1.5	273755	09/12/21	09/12/21	LYZ
Isopropyl Ether (DIPE)	ND		ug/Kg	7.6	1.5	273755	09/12/21	09/12/21	LYZ
Ethyl tert-Butyl Ether (ETBE)	ND		ug/Kg	7.6	1.5	273755	09/12/21	09/12/21	LYZ
Methyl tert-Amyl Ether (TAME)	ND		ug/Kg	7.6	1.5	273755	09/12/21	09/12/21	LYZ
tert-Butyl Alcohol (TBA)	23		ug/Kg	15	1.5	273755	09/12/21	09/12/21	LYZ
Freon 12	ND		ug/Kg	7.6	1.5	273755	09/12/21	09/12/21	LYZ
Chloromethane	ND		ug/Kg	7.6	1.5	273755	09/12/21	09/12/21	LYZ
Vinyl Chloride	ND		ug/Kg	7.6	1.5	273755	09/12/21	09/12/21	LYZ
Bromomethane	ND		ug/Kg	7.6	1.5	273755	09/12/21	09/12/21	LYZ
Chloroethane	ND		ug/Kg	7.6	1.5	273755	09/12/21	09/12/21	LYZ

Analysis Results for 450281

450281-008 Analyte	Result	Qual	Units	RL	DF	Batch	Prepared	Analyzed	Chemist
Trichlorofluoromethane	ND		ug/Kg	7.6	1.5	273755	09/12/21	09/12/21	LYZ
Acetone	ND		ug/Kg	150	1.5	273755	09/12/21	09/12/21	LYZ
Freon 113	ND		ug/Kg	7.6	1.5	273755	09/12/21	09/12/21	LYZ
1,1-Dichloroethene	ND		ug/Kg	7.6	1.5	273755	09/12/21	09/12/21	LYZ
Methylene Chloride	ND		ug/Kg	7.6	1.5	273755	09/12/21	09/12/21	LYZ
MTBE	ND		ug/Kg	7.6	1.5	273755	09/12/21	09/12/21	LYZ
trans-1,2-Dichloroethene	ND		ug/Kg	7.6	1.5	273755	09/12/21	09/12/21	LYZ
1,1-Dichloroethane	ND		ug/Kg	7.6	1.5	273755	09/12/21	09/12/21	LYZ
2-Butanone	ND		ug/Kg	150	1.5	273755	09/12/21	09/12/21	LYZ
cis-1,2-Dichloroethene	ND		ug/Kg	7.6	1.5	273755	09/12/21	09/12/21	LYZ
2,2-Dichloropropane	ND		ug/Kg	7.6	1.5	273755	09/12/21	09/12/21	LYZ
Chloroform	ND		ug/Kg	7.6	1.5	273755	09/12/21	09/12/21	LYZ
Bromochloromethane	ND		ug/Kg	7.6	1.5	273755	09/12/21	09/12/21	LYZ
1,1,1-Trichloroethane	ND		ug/Kg	7.6	1.5	273755	09/12/21	09/12/21	LYZ
1,1-Dichloropropene	ND		ug/Kg	7.6	1.5	273755	09/12/21	09/12/21	LYZ
Carbon Tetrachloride	ND		ug/Kg	7.6	1.5	273755	09/12/21	09/12/21	LYZ
1,2-Dichloroethane	ND		ug/Kg	7.6	1.5	273755	09/12/21	09/12/21	LYZ
Benzene	ND		ug/Kg	7.6	1.5	273755	09/12/21	09/12/21	LYZ
Trichloroethene	ND		ug/Kg	7.6	1.5	273755	09/12/21	09/12/21	LYZ
1,2-Dichloropropane	ND		ug/Kg	7.6	1.5	273755	09/12/21	09/12/21	LYZ
Bromodichloromethane	ND		ug/Kg	7.6	1.5	273755	09/12/21	09/12/21	LYZ
Dibromomethane	ND		ug/Kg	7.6	1.5	273755	09/12/21	09/12/21	LYZ
4-Methyl-2-Pentanone	ND		ug/Kg	7.6	1.5	273755	09/12/21	09/12/21	LYZ
cis-1,3-Dichloropropene	ND		ug/Kg	7.6	1.5	273755	09/12/21	09/12/21	LYZ
Toluene	ND		ug/Kg	7.6	1.5	273755	09/12/21	09/12/21	LYZ
trans-1,3-Dichloropropene	ND		ug/Kg	7.6	1.5	273755	09/12/21	09/12/21	LYZ
1,1,2-Trichloroethane	ND		ug/Kg	7.6	1.5	273755	09/12/21	09/12/21	LYZ
1,3-Dichloropropane	ND		ug/Kg	7.6	1.5	273755	09/12/21	09/12/21	LYZ
Tetrachloroethene	ND		ug/Kg	7.6	1.5	273755	09/12/21	09/12/21	LYZ
Dibromochloromethane	ND		ug/Kg	7.6	1.5	273755	09/12/21	09/12/21	LYZ
1,2-Dibromoethane	ND		ug/Kg	7.6	1.5	273755	09/12/21	09/12/21	LYZ
Chlorobenzene	ND		ug/Kg	7.6	1.5	273755	09/12/21	09/12/21	LYZ
1,1,1,2-Tetrachloroethane	ND		ug/Kg	7.6	1.5	273755	09/12/21	09/12/21	LYZ
Ethylbenzene	ND		ug/Kg	7.6	1.5	273755	09/12/21	09/12/21	LYZ
m,p-Xylenes	ND		ug/Kg	15	1.5	273755	09/12/21	09/12/21	LYZ
o-Xylene	ND		ug/Kg	7.6	1.5	273755	09/12/21	09/12/21	LYZ
Styrene	ND		ug/Kg	7.6	1.5	273755	09/12/21	09/12/21	LYZ
Bromoform	ND		ug/Kg	7.6	1.5	273755	09/12/21	09/12/21	LYZ
Isopropylbenzene	ND		ug/Kg	7.6	1.5	273755	09/12/21	09/12/21	LYZ
1,1,2,2-Tetrachloroethane	ND		ug/Kg	7.6	1.5	273755	09/12/21	09/12/21	LYZ
1,2,3-Trichloropropane	ND		ug/Kg	7.6	1.5	273755	09/12/21	09/12/21	LYZ
Propylbenzene	ND		ug/Kg	7.6	1.5	273755	09/12/21	09/12/21	LYZ
Bromobenzene	ND		ug/Kg	7.6	1.5	273755	09/12/21	09/12/21	LYZ
1,3,5-Trimethylbenzene	ND		ug/Kg	7.6	1.5	273755	09/12/21	09/12/21	LYZ
2-Chlorotoluene	ND		ug/Kg	7.6	1.5	273755	09/12/21	09/12/21	LYZ
4-Chlorotoluene	ND		ug/Kg	7.6	1.5	273755	09/12/21	09/12/21	LYZ

Analysis Results for 450281

450281-008 Analyte	Result	Qual	Units	RL	DF	Batch	Prepared	Analyzed	Chemist
tert-Butylbenzene	ND		ug/Kg	7.6	1.5	273755	09/12/21	09/12/21	LYZ
1,2,4-Trimethylbenzene	ND		ug/Kg	7.6	1.5	273755	09/12/21	09/12/21	LYZ
sec-Butylbenzene	ND		ug/Kg	7.6	1.5	273755	09/12/21	09/12/21	LYZ
para-Isopropyl Toluene	ND		ug/Kg	7.6	1.5	273755	09/12/21	09/12/21	LYZ
1,3-Dichlorobenzene	ND		ug/Kg	7.6	1.5	273755	09/12/21	09/12/21	LYZ
1,4-Dichlorobenzene	ND		ug/Kg	7.6	1.5	273755	09/12/21	09/12/21	LYZ
n-Butylbenzene	ND		ug/Kg	7.6	1.5	273755	09/12/21	09/12/21	LYZ
1,2-Dichlorobenzene	ND		ug/Kg	7.6	1.5	273755	09/12/21	09/12/21	LYZ
1,2-Dibromo-3-Chloropropane	ND		ug/Kg	7.6	1.5	273755	09/12/21	09/12/21	LYZ
1,2,4-Trichlorobenzene	ND		ug/Kg	7.6	1.5	273755	09/12/21	09/12/21	LYZ
Hexachlorobutadiene	ND		ug/Kg	7.6	1.5	273755	09/12/21	09/12/21	LYZ
Naphthalene	ND		ug/Kg	7.6	1.5	273755	09/12/21	09/12/21	LYZ
1,2,3-Trichlorobenzene	ND		ug/Kg	7.6	1.5	273755	09/12/21	09/12/21	LYZ
Xylene (total)	ND		ug/Kg	7.6	1.5	273755	09/12/21	09/12/21	LYZ
Surrogates				Limits					
Dibromofluoromethane	97%		%REC	70-145	1.5	273755	09/12/21	09/12/21	LYZ
1,2-Dichloroethane-d4	107%		%REC	70-145	1.5	273755	09/12/21	09/12/21	LYZ
Toluene-d8	102%		%REC	70-145	1.5	273755	09/12/21	09/12/21	LYZ
Bromofluorobenzene	101%		%REC	70-145	1.5	273755	09/12/21	09/12/21	LYZ

Analysis Results for 450281

Sample ID: SV-3-5

Lab ID: 450281-009

Collected: 09/07/21 11:00

Matrix: Soil

450281-009 Analyte	Result	Qual	Units	RL	DF	Batch	Prepared	Analyzed	Chemist
Method: EPA 6010B Prep Method: EPA 3050B									
Antimony	ND		mg/Kg	2.8	0.92	273708	09/10/21	09/11/21	SBW
Arsenic	1.5		mg/Kg	0.92	0.92	273708	09/10/21	09/11/21	SBW
Barium	190		mg/Kg	0.92	0.92	273708	09/10/21	09/11/21	SBW
Beryllium	ND		mg/Kg	0.46	0.92	273708	09/10/21	09/11/21	SBW
Cadmium	ND		mg/Kg	0.46	0.92	273708	09/10/21	09/11/21	SBW
Chromium	7.9		mg/Kg	0.92	0.92	273708	09/10/21	09/11/21	SBW
Cobalt	5.1		mg/Kg	0.46	0.92	273708	09/10/21	09/11/21	SBW
Copper	4.8		mg/Kg	0.92	0.92	273708	09/10/21	09/11/21	SBW
Lead	2.5		mg/Kg	0.92	0.92	273708	09/10/21	09/11/21	SBW
Molybdenum	1.1		mg/Kg	0.92	0.92	273708	09/10/21	09/11/21	SBW
Nickel	4.5		mg/Kg	0.92	0.92	273708	09/10/21	09/11/21	SBW
Selenium	ND		mg/Kg	2.8	0.92	273708	09/10/21	09/11/21	SBW
Silver	ND		mg/Kg	0.46	0.92	273708	09/10/21	09/11/21	SBW
Thallium	ND		mg/Kg	2.8	0.92	273708	09/10/21	09/11/21	SBW
Vanadium	28		mg/Kg	0.92	0.92	273708	09/10/21	09/11/21	SBW
Zinc	53		mg/Kg	4.6	0.92	273708	09/10/21	09/11/21	SBW
Method: EPA 7471A Prep Method: METHOD									
Mercury	ND		mg/Kg	0.14	1	273783	09/10/21	09/13/21	TNN
Method: EPA 8015B Prep Method: EPA 3580									
TPH (C6-C12)	ND		mg/Kg	10	1	273786	09/13/21	09/13/21	MES
TPH (C13-C22)	ND		mg/Kg	10	1	273786	09/13/21	09/13/21	MES
TPH (C23-C44)	ND		mg/Kg	10	1	273786	09/13/21	09/13/21	MES
Surrogates				Limits					
n-Triacontane	79%		%REC	70-130	1	273786	09/13/21	09/13/21	MES
Method: EPA 8260B Prep Method: EPA 5035									
3-Chloropropene	ND		ug/Kg	5.2	1	273755	09/12/21	09/12/21	LYZ
cis-1,4-Dichloro-2-butene	ND		ug/Kg	5.2	1	273755	09/12/21	09/12/21	LYZ
trans-1,4-Dichloro-2-butene	ND		ug/Kg	5.2	1	273755	09/12/21	09/12/21	LYZ
Isopropyl Ether (DIPE)	ND		ug/Kg	5.2	1	273755	09/12/21	09/12/21	LYZ
Ethyl tert-Butyl Ether (ETBE)	ND		ug/Kg	5.2	1	273755	09/12/21	09/12/21	LYZ
Methyl tert-Amyl Ether (TAME)	ND		ug/Kg	5.2	1	273755	09/12/21	09/12/21	LYZ
tert-Butyl Alcohol (TBA)	ND		ug/Kg	10	1	273755	09/12/21	09/12/21	LYZ
Freon 12	ND		ug/Kg	5.2	1	273755	09/12/21	09/12/21	LYZ
Chloromethane	ND		ug/Kg	5.2	1	273755	09/12/21	09/12/21	LYZ
Vinyl Chloride	ND		ug/Kg	5.2	1	273755	09/12/21	09/12/21	LYZ
Bromomethane	ND		ug/Kg	5.2	1	273755	09/12/21	09/12/21	LYZ
Chloroethane	ND		ug/Kg	5.2	1	273755	09/12/21	09/12/21	LYZ

Analysis Results for 450281

450281-009 Analyte	Result	Qual	Units	RL	DF	Batch	Prepared	Analyzed	Chemist
Trichlorofluoromethane	ND		ug/Kg	5.2	1	273755	09/12/21	09/12/21	LYZ
Acetone	ND		ug/Kg	100	1	273755	09/12/21	09/12/21	LYZ
Freon 113	ND		ug/Kg	5.2	1	273755	09/12/21	09/12/21	LYZ
1,1-Dichloroethene	ND		ug/Kg	5.2	1	273755	09/12/21	09/12/21	LYZ
Methylene Chloride	6.9		ug/Kg	5.2	1	273755	09/12/21	09/12/21	LYZ
MTBE	ND		ug/Kg	5.2	1	273755	09/12/21	09/12/21	LYZ
trans-1,2-Dichloroethene	ND		ug/Kg	5.2	1	273755	09/12/21	09/12/21	LYZ
1,1-Dichloroethane	ND		ug/Kg	5.2	1	273755	09/12/21	09/12/21	LYZ
2-Butanone	ND		ug/Kg	100	1	273755	09/12/21	09/12/21	LYZ
cis-1,2-Dichloroethene	ND		ug/Kg	5.2	1	273755	09/12/21	09/12/21	LYZ
2,2-Dichloropropane	ND		ug/Kg	5.2	1	273755	09/12/21	09/12/21	LYZ
Chloroform	ND		ug/Kg	5.2	1	273755	09/12/21	09/12/21	LYZ
Bromochloromethane	ND		ug/Kg	5.2	1	273755	09/12/21	09/12/21	LYZ
1,1,1-Trichloroethane	ND		ug/Kg	5.2	1	273755	09/12/21	09/12/21	LYZ
1,1-Dichloropropene	ND		ug/Kg	5.2	1	273755	09/12/21	09/12/21	LYZ
Carbon Tetrachloride	ND		ug/Kg	5.2	1	273755	09/12/21	09/12/21	LYZ
1,2-Dichloroethane	ND		ug/Kg	5.2	1	273755	09/12/21	09/12/21	LYZ
Benzene	ND		ug/Kg	5.2	1	273755	09/12/21	09/12/21	LYZ
Trichloroethene	ND		ug/Kg	5.2	1	273755	09/12/21	09/12/21	LYZ
1,2-Dichloropropane	ND		ug/Kg	5.2	1	273755	09/12/21	09/12/21	LYZ
Bromodichloromethane	ND		ug/Kg	5.2	1	273755	09/12/21	09/12/21	LYZ
Dibromomethane	ND		ug/Kg	5.2	1	273755	09/12/21	09/12/21	LYZ
4-Methyl-2-Pentanone	ND		ug/Kg	5.2	1	273755	09/12/21	09/12/21	LYZ
cis-1,3-Dichloropropene	ND		ug/Kg	5.2	1	273755	09/12/21	09/12/21	LYZ
Toluene	ND		ug/Kg	5.2	1	273755	09/12/21	09/12/21	LYZ
trans-1,3-Dichloropropene	ND		ug/Kg	5.2	1	273755	09/12/21	09/12/21	LYZ
1,1,2-Trichloroethane	ND		ug/Kg	5.2	1	273755	09/12/21	09/12/21	LYZ
1,3-Dichloropropane	ND		ug/Kg	5.2	1	273755	09/12/21	09/12/21	LYZ
Tetrachloroethene	ND		ug/Kg	5.2	1	273755	09/12/21	09/12/21	LYZ
Dibromochloromethane	ND		ug/Kg	5.2	1	273755	09/12/21	09/12/21	LYZ
1,2-Dibromoethane	ND		ug/Kg	5.2	1	273755	09/12/21	09/12/21	LYZ
Chlorobenzene	ND		ug/Kg	5.2	1	273755	09/12/21	09/12/21	LYZ
1,1,1,2-Tetrachloroethane	ND		ug/Kg	5.2	1	273755	09/12/21	09/12/21	LYZ
Ethylbenzene	ND		ug/Kg	5.2	1	273755	09/12/21	09/12/21	LYZ
m,p-Xylenes	ND		ug/Kg	10	1	273755	09/12/21	09/12/21	LYZ
o-Xylene	ND		ug/Kg	5.2	1	273755	09/12/21	09/12/21	LYZ
Styrene	ND		ug/Kg	5.2	1	273755	09/12/21	09/12/21	LYZ
Bromoform	ND		ug/Kg	5.2	1	273755	09/12/21	09/12/21	LYZ
Isopropylbenzene	ND		ug/Kg	5.2	1	273755	09/12/21	09/12/21	LYZ
1,1,2,2-Tetrachloroethane	ND		ug/Kg	5.2	1	273755	09/12/21	09/12/21	LYZ
1,2,3-Trichloropropane	ND		ug/Kg	5.2	1	273755	09/12/21	09/12/21	LYZ
Propylbenzene	ND		ug/Kg	5.2	1	273755	09/12/21	09/12/21	LYZ
Bromobenzene	ND		ug/Kg	5.2	1	273755	09/12/21	09/12/21	LYZ
1,3,5-Trimethylbenzene	ND		ug/Kg	5.2	1	273755	09/12/21	09/12/21	LYZ
2-Chlorotoluene	ND		ug/Kg	5.2	1	273755	09/12/21	09/12/21	LYZ
4-Chlorotoluene	ND		ug/Kg	5.2	1	273755	09/12/21	09/12/21	LYZ

Analysis Results for 450281

450281-009 Analyte	Result	Qual	Units	RL	DF	Batch	Prepared	Analyzed	Chemist
tert-Butylbenzene	ND		ug/Kg	5.2	1	273755	09/12/21	09/12/21	LYZ
1,2,4-Trimethylbenzene	ND		ug/Kg	5.2	1	273755	09/12/21	09/12/21	LYZ
sec-Butylbenzene	ND		ug/Kg	5.2	1	273755	09/12/21	09/12/21	LYZ
para-Isopropyl Toluene	ND		ug/Kg	5.2	1	273755	09/12/21	09/12/21	LYZ
1,3-Dichlorobenzene	ND		ug/Kg	5.2	1	273755	09/12/21	09/12/21	LYZ
1,4-Dichlorobenzene	ND		ug/Kg	5.2	1	273755	09/12/21	09/12/21	LYZ
n-Butylbenzene	ND		ug/Kg	5.2	1	273755	09/12/21	09/12/21	LYZ
1,2-Dichlorobenzene	ND		ug/Kg	5.2	1	273755	09/12/21	09/12/21	LYZ
1,2-Dibromo-3-Chloropropane	ND		ug/Kg	5.2	1	273755	09/12/21	09/12/21	LYZ
1,2,4-Trichlorobenzene	ND		ug/Kg	5.2	1	273755	09/12/21	09/12/21	LYZ
Hexachlorobutadiene	ND		ug/Kg	5.2	1	273755	09/12/21	09/12/21	LYZ
Naphthalene	ND		ug/Kg	5.2	1	273755	09/12/21	09/12/21	LYZ
1,2,3-Trichlorobenzene	ND		ug/Kg	5.2	1	273755	09/12/21	09/12/21	LYZ
Xylene (total)	ND		ug/Kg	5.2	1	273755	09/12/21	09/12/21	LYZ
Surrogates				Limits					
Dibromofluoromethane	100%		%REC	70-145	1	273755	09/12/21	09/12/21	LYZ
1,2-Dichloroethane-d4	108%		%REC	70-145	1	273755	09/12/21	09/12/21	LYZ
Toluene-d8	99%		%REC	70-145	1	273755	09/12/21	09/12/21	LYZ
Bromofluorobenzene	99%		%REC	70-145	1	273755	09/12/21	09/12/21	LYZ

Analysis Results for 450281

Sample ID: SV-4-5

Lab ID: 450281-010

Collected: 09/07/21 11:19

Matrix: Soil

450281-010 Analyte	Result	Qual	Units	RL	DF	Batch	Prepared	Analyzed	Chemist
Method: EPA 6010B Prep Method: EPA 3050B									
Antimony	ND		mg/Kg	2.8	0.92	273708	09/10/21	09/11/21	SBW
Arsenic	2.0		mg/Kg	0.92	0.92	273708	09/10/21	09/11/21	SBW
Barium	150		mg/Kg	0.92	0.92	273708	09/10/21	09/11/21	SBW
Beryllium	ND		mg/Kg	0.46	0.92	273708	09/10/21	09/11/21	SBW
Cadmium	ND		mg/Kg	0.46	0.92	273708	09/10/21	09/11/21	SBW
Chromium	7.7		mg/Kg	0.92	0.92	273708	09/10/21	09/11/21	SBW
Cobalt	5.1		mg/Kg	0.46	0.92	273708	09/10/21	09/11/21	SBW
Copper	5.8		mg/Kg	0.92	0.92	273708	09/10/21	09/11/21	SBW
Lead	2.5		mg/Kg	0.92	0.92	273708	09/10/21	09/11/21	SBW
Molybdenum	ND		mg/Kg	0.92	0.92	273708	09/10/21	09/11/21	SBW
Nickel	4.2		mg/Kg	0.92	0.92	273708	09/10/21	09/11/21	SBW
Selenium	ND		mg/Kg	2.8	0.92	273708	09/10/21	09/11/21	SBW
Silver	ND		mg/Kg	0.46	0.92	273708	09/10/21	09/11/21	SBW
Thallium	ND		mg/Kg	2.8	0.92	273708	09/10/21	09/11/21	SBW
Vanadium	33		mg/Kg	0.92	0.92	273708	09/10/21	09/11/21	SBW
Zinc	54		mg/Kg	4.6	0.92	273708	09/10/21	09/11/21	SBW
Method: EPA 7471A Prep Method: METHOD									
Mercury	ND		mg/Kg	0.16	1.1	273783	09/10/21	09/13/21	TNN
Method: EPA 8015B Prep Method: EPA 3580									
TPH (C6-C12)	ND		mg/Kg	10	1	273786	09/13/21	09/13/21	MES
TPH (C13-C22)	ND		mg/Kg	10	1	273786	09/13/21	09/13/21	MES
TPH (C23-C44)	ND		mg/Kg	10	1	273786	09/13/21	09/13/21	MES
Surrogates				Limits					
n-Triacontane	77%		%REC	70-130	1	273786	09/13/21	09/13/21	MES
Method: EPA 8260B Prep Method: EPA 5035									
3-Chloropropene	ND		ug/Kg	5.2	1	273755	09/12/21	09/12/21	LYZ
cis-1,4-Dichloro-2-butene	ND		ug/Kg	5.2	1	273755	09/12/21	09/12/21	LYZ
trans-1,4-Dichloro-2-butene	ND		ug/Kg	5.2	1	273755	09/12/21	09/12/21	LYZ
Isopropyl Ether (DIPE)	ND		ug/Kg	5.2	1	273755	09/12/21	09/12/21	LYZ
Ethyl tert-Butyl Ether (ETBE)	ND		ug/Kg	5.2	1	273755	09/12/21	09/12/21	LYZ
Methyl tert-Amyl Ether (TAME)	ND		ug/Kg	5.2	1	273755	09/12/21	09/12/21	LYZ
tert-Butyl Alcohol (TBA)	ND		ug/Kg	10	1	273755	09/12/21	09/12/21	LYZ
Freon 12	ND		ug/Kg	5.2	1	273755	09/12/21	09/12/21	LYZ
Chloromethane	ND		ug/Kg	5.2	1	273755	09/12/21	09/12/21	LYZ
Vinyl Chloride	ND		ug/Kg	5.2	1	273755	09/12/21	09/12/21	LYZ
Bromomethane	ND		ug/Kg	5.2	1	273755	09/12/21	09/12/21	LYZ
Chloroethane	ND		ug/Kg	5.2	1	273755	09/12/21	09/12/21	LYZ

Analysis Results for 450281

450281-010 Analyte	Result	Qual	Units	RL	DF	Batch	Prepared	Analyzed	Chemist
Trichlorofluoromethane	ND		ug/Kg	5.2	1	273755	09/12/21	09/12/21	LYZ
Acetone	ND		ug/Kg	100	1	273755	09/12/21	09/12/21	LYZ
Freon 113	ND		ug/Kg	5.2	1	273755	09/12/21	09/12/21	LYZ
1,1-Dichloroethene	ND		ug/Kg	5.2	1	273755	09/12/21	09/12/21	LYZ
Methylene Chloride	5.8		ug/Kg	5.2	1	273755	09/12/21	09/12/21	LYZ
MTBE	ND		ug/Kg	5.2	1	273755	09/12/21	09/12/21	LYZ
trans-1,2-Dichloroethene	ND		ug/Kg	5.2	1	273755	09/12/21	09/12/21	LYZ
1,1-Dichloroethane	ND		ug/Kg	5.2	1	273755	09/12/21	09/12/21	LYZ
2-Butanone	ND		ug/Kg	100	1	273755	09/12/21	09/12/21	LYZ
cis-1,2-Dichloroethene	ND		ug/Kg	5.2	1	273755	09/12/21	09/12/21	LYZ
2,2-Dichloropropane	ND		ug/Kg	5.2	1	273755	09/12/21	09/12/21	LYZ
Chloroform	ND		ug/Kg	5.2	1	273755	09/12/21	09/12/21	LYZ
Bromochloromethane	ND		ug/Kg	5.2	1	273755	09/12/21	09/12/21	LYZ
1,1,1-Trichloroethane	ND		ug/Kg	5.2	1	273755	09/12/21	09/12/21	LYZ
1,1-Dichloropropene	ND		ug/Kg	5.2	1	273755	09/12/21	09/12/21	LYZ
Carbon Tetrachloride	ND		ug/Kg	5.2	1	273755	09/12/21	09/12/21	LYZ
1,2-Dichloroethane	ND		ug/Kg	5.2	1	273755	09/12/21	09/12/21	LYZ
Benzene	ND		ug/Kg	5.2	1	273755	09/12/21	09/12/21	LYZ
Trichloroethene	ND		ug/Kg	5.2	1	273755	09/12/21	09/12/21	LYZ
1,2-Dichloropropane	ND		ug/Kg	5.2	1	273755	09/12/21	09/12/21	LYZ
Bromodichloromethane	ND		ug/Kg	5.2	1	273755	09/12/21	09/12/21	LYZ
Dibromomethane	ND		ug/Kg	5.2	1	273755	09/12/21	09/12/21	LYZ
4-Methyl-2-Pentanone	ND		ug/Kg	5.2	1	273755	09/12/21	09/12/21	LYZ
cis-1,3-Dichloropropene	ND		ug/Kg	5.2	1	273755	09/12/21	09/12/21	LYZ
Toluene	ND		ug/Kg	5.2	1	273755	09/12/21	09/12/21	LYZ
trans-1,3-Dichloropropene	ND		ug/Kg	5.2	1	273755	09/12/21	09/12/21	LYZ
1,1,2-Trichloroethane	ND		ug/Kg	5.2	1	273755	09/12/21	09/12/21	LYZ
1,3-Dichloropropane	ND		ug/Kg	5.2	1	273755	09/12/21	09/12/21	LYZ
Tetrachloroethene	ND		ug/Kg	5.2	1	273755	09/12/21	09/12/21	LYZ
Dibromochloromethane	ND		ug/Kg	5.2	1	273755	09/12/21	09/12/21	LYZ
1,2-Dibromoethane	ND		ug/Kg	5.2	1	273755	09/12/21	09/12/21	LYZ
Chlorobenzene	ND		ug/Kg	5.2	1	273755	09/12/21	09/12/21	LYZ
1,1,1,2-Tetrachloroethane	ND		ug/Kg	5.2	1	273755	09/12/21	09/12/21	LYZ
Ethylbenzene	ND		ug/Kg	5.2	1	273755	09/12/21	09/12/21	LYZ
m,p-Xylenes	ND		ug/Kg	10	1	273755	09/12/21	09/12/21	LYZ
o-Xylene	ND		ug/Kg	5.2	1	273755	09/12/21	09/12/21	LYZ
Styrene	ND		ug/Kg	5.2	1	273755	09/12/21	09/12/21	LYZ
Bromoform	ND		ug/Kg	5.2	1	273755	09/12/21	09/12/21	LYZ
Isopropylbenzene	ND		ug/Kg	5.2	1	273755	09/12/21	09/12/21	LYZ
1,1,2,2-Tetrachloroethane	ND		ug/Kg	5.2	1	273755	09/12/21	09/12/21	LYZ
1,2,3-Trichloropropane	ND		ug/Kg	5.2	1	273755	09/12/21	09/12/21	LYZ
Propylbenzene	ND		ug/Kg	5.2	1	273755	09/12/21	09/12/21	LYZ
Bromobenzene	ND		ug/Kg	5.2	1	273755	09/12/21	09/12/21	LYZ
1,3,5-Trimethylbenzene	ND		ug/Kg	5.2	1	273755	09/12/21	09/12/21	LYZ
2-Chlorotoluene	ND		ug/Kg	5.2	1	273755	09/12/21	09/12/21	LYZ
4-Chlorotoluene	ND		ug/Kg	5.2	1	273755	09/12/21	09/12/21	LYZ

Analysis Results for 450281

450281-010 Analyte	Result	Qual	Units	RL	DF	Batch	Prepared	Analyzed	Chemist
tert-Butylbenzene	ND		ug/Kg	5.2	1	273755	09/12/21	09/12/21	LYZ
1,2,4-Trimethylbenzene	ND		ug/Kg	5.2	1	273755	09/12/21	09/12/21	LYZ
sec-Butylbenzene	ND		ug/Kg	5.2	1	273755	09/12/21	09/12/21	LYZ
para-Isopropyl Toluene	ND		ug/Kg	5.2	1	273755	09/12/21	09/12/21	LYZ
1,3-Dichlorobenzene	ND		ug/Kg	5.2	1	273755	09/12/21	09/12/21	LYZ
1,4-Dichlorobenzene	ND		ug/Kg	5.2	1	273755	09/12/21	09/12/21	LYZ
n-Butylbenzene	ND		ug/Kg	5.2	1	273755	09/12/21	09/12/21	LYZ
1,2-Dichlorobenzene	ND		ug/Kg	5.2	1	273755	09/12/21	09/12/21	LYZ
1,2-Dibromo-3-Chloropropane	ND		ug/Kg	5.2	1	273755	09/12/21	09/12/21	LYZ
1,2,4-Trichlorobenzene	ND		ug/Kg	5.2	1	273755	09/12/21	09/12/21	LYZ
Hexachlorobutadiene	ND		ug/Kg	5.2	1	273755	09/12/21	09/12/21	LYZ
Naphthalene	ND		ug/Kg	5.2	1	273755	09/12/21	09/12/21	LYZ
1,2,3-Trichlorobenzene	ND		ug/Kg	5.2	1	273755	09/12/21	09/12/21	LYZ
Xylene (total)	ND		ug/Kg	5.2	1	273755	09/12/21	09/12/21	LYZ
Surrogates									
				Limits					
Dibromofluoromethane	99%		%REC	70-145	1	273755	09/12/21	09/12/21	LYZ
1,2-Dichloroethane-d4	108%		%REC	70-145	1	273755	09/12/21	09/12/21	LYZ
Toluene-d8	101%		%REC	70-145	1	273755	09/12/21	09/12/21	LYZ
Bromofluorobenzene	101%		%REC	70-145	1	273755	09/12/21	09/12/21	LYZ

Analysis Results for 450281

Sample ID: SV-5-0.5	Lab ID: 450281-011	Collected: 09/07/21 11:47
Matrix: Soil		

450281-011 Analyte	Result	Qual	Units	RL	DF	Batch	Prepared	Analyzed	Chemist
Method: EPA 6010B									
Prep Method: EPA 3050B									
Antimony	ND		mg/Kg	3.1	1	273708	09/10/21	09/13/21	SBW
Arsenic	ND		mg/Kg	1.0	1	273708	09/10/21	09/13/21	SBW
Barium	280		mg/Kg	1.0	1	273708	09/10/21	09/13/21	SBW
Beryllium	0.73		mg/Kg	0.52	1	273708	09/10/21	09/13/21	SBW
Cadmium	ND		mg/Kg	0.52	1	273708	09/10/21	09/13/21	SBW
Chromium	12		mg/Kg	1.0	1	273708	09/10/21	09/13/21	SBW
Cobalt	8.0		mg/Kg	0.52	1	273708	09/10/21	09/13/21	SBW
Copper	8.2		mg/Kg	1.0	1	273708	09/10/21	09/13/21	SBW
Lead	4.4		mg/Kg	1.0	1	273708	09/10/21	09/13/21	SBW
Molybdenum	ND		mg/Kg	1.0	1	273708	09/10/21	09/13/21	SBW
Nickel	6.5		mg/Kg	1.0	1	273708	09/10/21	09/13/21	SBW
Selenium	ND		mg/Kg	3.1	1	273708	09/10/21	09/13/21	SBW
Silver	ND		mg/Kg	0.52	1	273708	09/10/21	09/13/21	SBW
Thallium	ND		mg/Kg	3.1	1	273708	09/10/21	09/13/21	SBW
Vanadium	48		mg/Kg	1.0	1	273708	09/10/21	09/13/21	SBW
Zinc	94		mg/Kg	5.2	1	273708	09/10/21	09/13/21	SBW
Method: EPA 7471A									
Prep Method: METHOD									
Mercury	ND		mg/Kg	0.15	1.1	273783	09/10/21	09/13/21	TNN
Method: EPA 8015B									
Prep Method: EPA 3580									
TPH (C6-C12)	ND		mg/Kg	10	1	273786	09/13/21	09/13/21	MES
TPH (C13-C22)	ND		mg/Kg	10	1	273786	09/13/21	09/13/21	MES
TPH (C23-C44)	ND		mg/Kg	10	1	273786	09/13/21	09/13/21	MES
Surrogates	Limits								
n-Triacontane	82%		%REC	70-130	1	273786	09/13/21	09/13/21	MES
Method: EPA 8260B									
Prep Method: EPA 5035									
3-Chloropropene	ND		ug/Kg	6.3	1.3	273755	09/12/21	09/12/21	LYZ
cis-1,4-Dichloro-2-butene	ND		ug/Kg	6.3	1.3	273755	09/12/21	09/12/21	LYZ
trans-1,4-Dichloro-2-butene	ND		ug/Kg	6.3	1.3	273755	09/12/21	09/12/21	LYZ
Isopropyl Ether (DIPE)	ND		ug/Kg	6.3	1.3	273755	09/12/21	09/12/21	LYZ
Ethyl tert-Butyl Ether (ETBE)	ND		ug/Kg	6.3	1.3	273755	09/12/21	09/12/21	LYZ
Methyl tert-Amyl Ether (TAME)	ND		ug/Kg	6.3	1.3	273755	09/12/21	09/12/21	LYZ
tert-Butyl Alcohol (TBA)	ND		ug/Kg	13	1.3	273755	09/12/21	09/12/21	LYZ
Freon 12	ND		ug/Kg	6.3	1.3	273755	09/12/21	09/12/21	LYZ
Chloromethane	ND		ug/Kg	6.3	1.3	273755	09/12/21	09/12/21	LYZ
Vinyl Chloride	ND		ug/Kg	6.3	1.3	273755	09/12/21	09/12/21	LYZ
Bromomethane	ND		ug/Kg	6.3	1.3	273755	09/12/21	09/12/21	LYZ
Chloroethane	ND		ug/Kg	6.3	1.3	273755	09/12/21	09/12/21	LYZ

Analysis Results for 450281

450281-011 Analyte	Result	Qual	Units	RL	DF	Batch	Prepared	Analyzed	Chemist
Trichlorofluoromethane	ND		ug/Kg	6.3	1.3	273755	09/12/21	09/12/21	LYZ
Acetone	ND		ug/Kg	130	1.3	273755	09/12/21	09/12/21	LYZ
Freon 113	ND		ug/Kg	6.3	1.3	273755	09/12/21	09/12/21	LYZ
1,1-Dichloroethene	ND		ug/Kg	6.3	1.3	273755	09/12/21	09/12/21	LYZ
Methylene Chloride	8.1		ug/Kg	6.3	1.3	273755	09/12/21	09/12/21	LYZ
MTBE	ND		ug/Kg	6.3	1.3	273755	09/12/21	09/12/21	LYZ
trans-1,2-Dichloroethene	ND		ug/Kg	6.3	1.3	273755	09/12/21	09/12/21	LYZ
1,1-Dichloroethane	ND		ug/Kg	6.3	1.3	273755	09/12/21	09/12/21	LYZ
2-Butanone	ND		ug/Kg	130	1.3	273755	09/12/21	09/12/21	LYZ
cis-1,2-Dichloroethene	ND		ug/Kg	6.3	1.3	273755	09/12/21	09/12/21	LYZ
2,2-Dichloropropane	ND		ug/Kg	6.3	1.3	273755	09/12/21	09/12/21	LYZ
Chloroform	ND		ug/Kg	6.3	1.3	273755	09/12/21	09/12/21	LYZ
Bromochloromethane	ND		ug/Kg	6.3	1.3	273755	09/12/21	09/12/21	LYZ
1,1,1-Trichloroethane	ND		ug/Kg	6.3	1.3	273755	09/12/21	09/12/21	LYZ
1,1-Dichloropropene	ND		ug/Kg	6.3	1.3	273755	09/12/21	09/12/21	LYZ
Carbon Tetrachloride	ND		ug/Kg	6.3	1.3	273755	09/12/21	09/12/21	LYZ
1,2-Dichloroethane	ND		ug/Kg	6.3	1.3	273755	09/12/21	09/12/21	LYZ
Benzene	ND		ug/Kg	6.3	1.3	273755	09/12/21	09/12/21	LYZ
Trichloroethene	ND		ug/Kg	6.3	1.3	273755	09/12/21	09/12/21	LYZ
1,2-Dichloropropane	ND		ug/Kg	6.3	1.3	273755	09/12/21	09/12/21	LYZ
Bromodichloromethane	ND		ug/Kg	6.3	1.3	273755	09/12/21	09/12/21	LYZ
Dibromomethane	ND		ug/Kg	6.3	1.3	273755	09/12/21	09/12/21	LYZ
4-Methyl-2-Pentanone	ND		ug/Kg	6.3	1.3	273755	09/12/21	09/12/21	LYZ
cis-1,3-Dichloropropene	ND		ug/Kg	6.3	1.3	273755	09/12/21	09/12/21	LYZ
Toluene	ND		ug/Kg	6.3	1.3	273755	09/12/21	09/12/21	LYZ
trans-1,3-Dichloropropene	ND		ug/Kg	6.3	1.3	273755	09/12/21	09/12/21	LYZ
1,1,2-Trichloroethane	ND		ug/Kg	6.3	1.3	273755	09/12/21	09/12/21	LYZ
1,3-Dichloropropane	ND		ug/Kg	6.3	1.3	273755	09/12/21	09/12/21	LYZ
Tetrachloroethene	ND		ug/Kg	6.3	1.3	273755	09/12/21	09/12/21	LYZ
Dibromochloromethane	ND		ug/Kg	6.3	1.3	273755	09/12/21	09/12/21	LYZ
1,2-Dibromoethane	ND		ug/Kg	6.3	1.3	273755	09/12/21	09/12/21	LYZ
Chlorobenzene	ND		ug/Kg	6.3	1.3	273755	09/12/21	09/12/21	LYZ
1,1,1,2-Tetrachloroethane	ND		ug/Kg	6.3	1.3	273755	09/12/21	09/12/21	LYZ
Ethylbenzene	ND		ug/Kg	6.3	1.3	273755	09/12/21	09/12/21	LYZ
m,p-Xylenes	ND		ug/Kg	13	1.3	273755	09/12/21	09/12/21	LYZ
o-Xylene	ND		ug/Kg	6.3	1.3	273755	09/12/21	09/12/21	LYZ
Styrene	ND		ug/Kg	6.3	1.3	273755	09/12/21	09/12/21	LYZ
Bromoform	ND		ug/Kg	6.3	1.3	273755	09/12/21	09/12/21	LYZ
Isopropylbenzene	ND		ug/Kg	6.3	1.3	273755	09/12/21	09/12/21	LYZ
1,1,2,2-Tetrachloroethane	ND		ug/Kg	6.3	1.3	273755	09/12/21	09/12/21	LYZ
1,2,3-Trichloropropane	ND		ug/Kg	6.3	1.3	273755	09/12/21	09/12/21	LYZ
Propylbenzene	ND		ug/Kg	6.3	1.3	273755	09/12/21	09/12/21	LYZ
Bromobenzene	ND		ug/Kg	6.3	1.3	273755	09/12/21	09/12/21	LYZ
1,3,5-Trimethylbenzene	ND		ug/Kg	6.3	1.3	273755	09/12/21	09/12/21	LYZ
2-Chlorotoluene	ND		ug/Kg	6.3	1.3	273755	09/12/21	09/12/21	LYZ
4-Chlorotoluene	ND		ug/Kg	6.3	1.3	273755	09/12/21	09/12/21	LYZ

Analysis Results for 450281

450281-011 Analyte	Result	Qual	Units	RL	DF	Batch	Prepared	Analyzed	Chemist
tert-Butylbenzene	ND		ug/Kg	6.3	1.3	273755	09/12/21	09/12/21	LYZ
1,2,4-Trimethylbenzene	ND		ug/Kg	6.3	1.3	273755	09/12/21	09/12/21	LYZ
sec-Butylbenzene	ND		ug/Kg	6.3	1.3	273755	09/12/21	09/12/21	LYZ
para-Isopropyl Toluene	ND		ug/Kg	6.3	1.3	273755	09/12/21	09/12/21	LYZ
1,3-Dichlorobenzene	ND		ug/Kg	6.3	1.3	273755	09/12/21	09/12/21	LYZ
1,4-Dichlorobenzene	ND		ug/Kg	6.3	1.3	273755	09/12/21	09/12/21	LYZ
n-Butylbenzene	ND		ug/Kg	6.3	1.3	273755	09/12/21	09/12/21	LYZ
1,2-Dichlorobenzene	ND		ug/Kg	6.3	1.3	273755	09/12/21	09/12/21	LYZ
1,2-Dibromo-3-Chloropropane	ND		ug/Kg	6.3	1.3	273755	09/12/21	09/12/21	LYZ
1,2,4-Trichlorobenzene	ND		ug/Kg	6.3	1.3	273755	09/12/21	09/12/21	LYZ
Hexachlorobutadiene	ND		ug/Kg	6.3	1.3	273755	09/12/21	09/12/21	LYZ
Naphthalene	ND		ug/Kg	6.3	1.3	273755	09/12/21	09/12/21	LYZ
1,2,3-Trichlorobenzene	ND		ug/Kg	6.3	1.3	273755	09/12/21	09/12/21	LYZ
Xylene (total)	ND		ug/Kg	6.3	1.3	273755	09/12/21	09/12/21	LYZ
Surrogates				Limits					
Dibromofluoromethane	103%		%REC	70-145	1.3	273755	09/12/21	09/12/21	LYZ
1,2-Dichloroethane-d4	112%		%REC	70-145	1.3	273755	09/12/21	09/12/21	LYZ
Toluene-d8	98%		%REC	70-145	1.3	273755	09/12/21	09/12/21	LYZ
Bromofluorobenzene	102%		%REC	70-145	1.3	273755	09/12/21	09/12/21	LYZ

Analysis Results for 450281

Sample ID: SV-5-5	Lab ID: 450281-012	Collected: 09/07/21 11:58
Matrix: Soil		

450281-012 Analyte	Result	Qual	Units	RL	DF	Batch	Prepared	Analyzed	Chemist
Method: EPA 6010B Prep Method: EPA 3050B									
Antimony	ND		mg/Kg	2.9	0.97	273708	09/10/21	09/13/21	SBW
Arsenic	3.9		mg/Kg	0.97	0.97	273708	09/10/21	09/13/21	SBW
Barium	330		mg/Kg	0.97	0.97	273708	09/10/21	09/13/21	SBW
Beryllium	0.75		mg/Kg	0.49	0.97	273708	09/10/21	09/13/21	SBW
Cadmium	ND		mg/Kg	0.49	0.97	273708	09/10/21	09/13/21	SBW
Chromium	13		mg/Kg	0.97	0.97	273708	09/10/21	09/13/21	SBW
Cobalt	9.0		mg/Kg	0.49	0.97	273708	09/10/21	09/13/21	SBW
Copper	9.0		mg/Kg	0.97	0.97	273708	09/10/21	09/13/21	SBW
Lead	5.2		mg/Kg	0.97	0.97	273708	09/10/21	09/13/21	SBW
Molybdenum	ND		mg/Kg	0.97	0.97	273708	09/10/21	09/13/21	SBW
Nickel	7.1		mg/Kg	0.97	0.97	273708	09/10/21	09/13/21	SBW
Selenium	ND		mg/Kg	2.9	0.97	273708	09/10/21	09/13/21	SBW
Silver	ND		mg/Kg	0.49	0.97	273708	09/10/21	09/13/21	SBW
Thallium	ND		mg/Kg	2.9	0.97	273708	09/10/21	09/13/21	SBW
Vanadium	54		mg/Kg	0.97	0.97	273708	09/10/21	09/13/21	SBW
Zinc	99		mg/Kg	4.9	0.97	273708	09/10/21	09/13/21	SBW
Method: EPA 7471A Prep Method: METHOD									
Mercury	ND		mg/Kg	0.16	1.1	273783	09/10/21	09/13/21	TNN
Method: EPA 8015B Prep Method: EPA 3580									
TPH (C6-C12)	ND		mg/Kg	10	1	273786	09/13/21	09/13/21	MES
TPH (C13-C22)	ND		mg/Kg	10	1	273786	09/13/21	09/13/21	MES
TPH (C23-C44)	ND		mg/Kg	10	1	273786	09/13/21	09/13/21	MES
Surrogates	Limits								
n-Triacontane	88%		%REC	70-130	1	273786	09/13/21	09/13/21	MES
Method: EPA 8260B Prep Method: EPA 5035									
3-Chloropropene	ND		ug/Kg	6.0	1.2	273755	09/12/21	09/12/21	LYZ
cis-1,4-Dichloro-2-butene	ND		ug/Kg	6.0	1.2	273755	09/12/21	09/12/21	LYZ
trans-1,4-Dichloro-2-butene	ND		ug/Kg	6.0	1.2	273755	09/12/21	09/12/21	LYZ
Isopropyl Ether (DIPE)	ND		ug/Kg	6.0	1.2	273755	09/12/21	09/12/21	LYZ
Ethyl tert-Butyl Ether (ETBE)	ND		ug/Kg	6.0	1.2	273755	09/12/21	09/12/21	LYZ
Methyl tert-Amyl Ether (TAME)	ND		ug/Kg	6.0	1.2	273755	09/12/21	09/12/21	LYZ
tert-Butyl Alcohol (TBA)	ND		ug/Kg	12	1.2	273755	09/12/21	09/12/21	LYZ
Freon 12	ND		ug/Kg	6.0	1.2	273755	09/12/21	09/12/21	LYZ
Chloromethane	ND		ug/Kg	6.0	1.2	273755	09/12/21	09/12/21	LYZ
Vinyl Chloride	ND		ug/Kg	6.0	1.2	273755	09/12/21	09/12/21	LYZ
Bromomethane	ND		ug/Kg	6.0	1.2	273755	09/12/21	09/12/21	LYZ
Chloroethane	ND		ug/Kg	6.0	1.2	273755	09/12/21	09/12/21	LYZ

Analysis Results for 450281

450281-012 Analyte	Result	Qual	Units	RL	DF	Batch	Prepared	Analyzed	Chemist
Trichlorofluoromethane	ND		ug/Kg	6.0	1.2	273755	09/12/21	09/12/21	LYZ
Acetone	ND		ug/Kg	120	1.2	273755	09/12/21	09/12/21	LYZ
Freon 113	ND		ug/Kg	6.0	1.2	273755	09/12/21	09/12/21	LYZ
1,1-Dichloroethene	ND		ug/Kg	6.0	1.2	273755	09/12/21	09/12/21	LYZ
Methylene Chloride	8.1		ug/Kg	6.0	1.2	273755	09/12/21	09/12/21	LYZ
MTBE	ND		ug/Kg	6.0	1.2	273755	09/12/21	09/12/21	LYZ
trans-1,2-Dichloroethene	ND		ug/Kg	6.0	1.2	273755	09/12/21	09/12/21	LYZ
1,1-Dichloroethane	ND		ug/Kg	6.0	1.2	273755	09/12/21	09/12/21	LYZ
2-Butanone	ND		ug/Kg	120	1.2	273755	09/12/21	09/12/21	LYZ
cis-1,2-Dichloroethene	ND		ug/Kg	6.0	1.2	273755	09/12/21	09/12/21	LYZ
2,2-Dichloropropane	ND		ug/Kg	6.0	1.2	273755	09/12/21	09/12/21	LYZ
Chloroform	ND		ug/Kg	6.0	1.2	273755	09/12/21	09/12/21	LYZ
Bromochloromethane	ND		ug/Kg	6.0	1.2	273755	09/12/21	09/12/21	LYZ
1,1,1-Trichloroethane	ND		ug/Kg	6.0	1.2	273755	09/12/21	09/12/21	LYZ
1,1-Dichloropropene	ND		ug/Kg	6.0	1.2	273755	09/12/21	09/12/21	LYZ
Carbon Tetrachloride	ND		ug/Kg	6.0	1.2	273755	09/12/21	09/12/21	LYZ
1,2-Dichloroethane	ND		ug/Kg	6.0	1.2	273755	09/12/21	09/12/21	LYZ
Benzene	ND		ug/Kg	6.0	1.2	273755	09/12/21	09/12/21	LYZ
Trichloroethene	ND		ug/Kg	6.0	1.2	273755	09/12/21	09/12/21	LYZ
1,2-Dichloropropane	ND		ug/Kg	6.0	1.2	273755	09/12/21	09/12/21	LYZ
Bromodichloromethane	ND		ug/Kg	6.0	1.2	273755	09/12/21	09/12/21	LYZ
Dibromomethane	ND		ug/Kg	6.0	1.2	273755	09/12/21	09/12/21	LYZ
4-Methyl-2-Pentanone	ND		ug/Kg	6.0	1.2	273755	09/12/21	09/12/21	LYZ
cis-1,3-Dichloropropene	ND		ug/Kg	6.0	1.2	273755	09/12/21	09/12/21	LYZ
Toluene	ND		ug/Kg	6.0	1.2	273755	09/12/21	09/12/21	LYZ
trans-1,3-Dichloropropene	ND		ug/Kg	6.0	1.2	273755	09/12/21	09/12/21	LYZ
1,1,2-Trichloroethane	ND		ug/Kg	6.0	1.2	273755	09/12/21	09/12/21	LYZ
1,3-Dichloropropane	ND		ug/Kg	6.0	1.2	273755	09/12/21	09/12/21	LYZ
Tetrachloroethene	ND		ug/Kg	6.0	1.2	273755	09/12/21	09/12/21	LYZ
Dibromochloromethane	ND		ug/Kg	6.0	1.2	273755	09/12/21	09/12/21	LYZ
1,2-Dibromoethane	ND		ug/Kg	6.0	1.2	273755	09/12/21	09/12/21	LYZ
Chlorobenzene	ND		ug/Kg	6.0	1.2	273755	09/12/21	09/12/21	LYZ
1,1,1,2-Tetrachloroethane	ND		ug/Kg	6.0	1.2	273755	09/12/21	09/12/21	LYZ
Ethylbenzene	ND		ug/Kg	6.0	1.2	273755	09/12/21	09/12/21	LYZ
m,p-Xylenes	ND		ug/Kg	12	1.2	273755	09/12/21	09/12/21	LYZ
o-Xylene	ND		ug/Kg	6.0	1.2	273755	09/12/21	09/12/21	LYZ
Styrene	ND		ug/Kg	6.0	1.2	273755	09/12/21	09/12/21	LYZ
Bromoform	ND		ug/Kg	6.0	1.2	273755	09/12/21	09/12/21	LYZ
Isopropylbenzene	ND		ug/Kg	6.0	1.2	273755	09/12/21	09/12/21	LYZ
1,1,2,2-Tetrachloroethane	ND		ug/Kg	6.0	1.2	273755	09/12/21	09/12/21	LYZ
1,2,3-Trichloropropane	ND		ug/Kg	6.0	1.2	273755	09/12/21	09/12/21	LYZ
Propylbenzene	ND		ug/Kg	6.0	1.2	273755	09/12/21	09/12/21	LYZ
Bromobenzene	ND		ug/Kg	6.0	1.2	273755	09/12/21	09/12/21	LYZ
1,3,5-Trimethylbenzene	ND		ug/Kg	6.0	1.2	273755	09/12/21	09/12/21	LYZ
2-Chlorotoluene	ND		ug/Kg	6.0	1.2	273755	09/12/21	09/12/21	LYZ
4-Chlorotoluene	ND		ug/Kg	6.0	1.2	273755	09/12/21	09/12/21	LYZ

Analysis Results for 450281

450281-012 Analyte	Result	Qual	Units	RL	DF	Batch	Prepared	Analyzed	Chemist
tert-Butylbenzene	ND		ug/Kg	6.0	1.2	273755	09/12/21	09/12/21	LYZ
1,2,4-Trimethylbenzene	ND		ug/Kg	6.0	1.2	273755	09/12/21	09/12/21	LYZ
sec-Butylbenzene	ND		ug/Kg	6.0	1.2	273755	09/12/21	09/12/21	LYZ
para-Isopropyl Toluene	ND		ug/Kg	6.0	1.2	273755	09/12/21	09/12/21	LYZ
1,3-Dichlorobenzene	ND		ug/Kg	6.0	1.2	273755	09/12/21	09/12/21	LYZ
1,4-Dichlorobenzene	ND		ug/Kg	6.0	1.2	273755	09/12/21	09/12/21	LYZ
n-Butylbenzene	ND		ug/Kg	6.0	1.2	273755	09/12/21	09/12/21	LYZ
1,2-Dichlorobenzene	ND		ug/Kg	6.0	1.2	273755	09/12/21	09/12/21	LYZ
1,2-Dibromo-3-Chloropropane	ND		ug/Kg	6.0	1.2	273755	09/12/21	09/12/21	LYZ
1,2,4-Trichlorobenzene	ND		ug/Kg	6.0	1.2	273755	09/12/21	09/12/21	LYZ
Hexachlorobutadiene	ND		ug/Kg	6.0	1.2	273755	09/12/21	09/12/21	LYZ
Naphthalene	ND		ug/Kg	6.0	1.2	273755	09/12/21	09/12/21	LYZ
1,2,3-Trichlorobenzene	ND		ug/Kg	6.0	1.2	273755	09/12/21	09/12/21	LYZ
Xylene (total)	ND		ug/Kg	6.0	1.2	273755	09/12/21	09/12/21	LYZ
Surrogates									
				Limits					
Dibromofluoromethane	98%		%REC	70-145	1.2	273755	09/12/21	09/12/21	LYZ
1,2-Dichloroethane-d4	103%		%REC	70-145	1.2	273755	09/12/21	09/12/21	LYZ
Toluene-d8	102%		%REC	70-145	1.2	273755	09/12/21	09/12/21	LYZ
Bromofluorobenzene	101%		%REC	70-145	1.2	273755	09/12/21	09/12/21	LYZ

ND Not Detected

Batch QC

Type: Blank	Lab ID: QC943135	Batch: 273708
Matrix: Soil	Method: EPA 6010B	Prep Method: EPA 3050B

QC943135 Analyte	Result	Qual	Units	RL	Prepared	Analyzed
Antimony	ND		mg/Kg	3.0	09/10/21	09/10/21
Arsenic	ND		mg/Kg	1.0	09/10/21	09/10/21
Barium	1.8		mg/Kg	1.0	09/10/21	09/10/21
Beryllium	ND		mg/Kg	0.50	09/10/21	09/10/21
Cadmium	ND		mg/Kg	0.50	09/10/21	09/10/21
Chromium	ND		mg/Kg	1.0	09/10/21	09/10/21
Cobalt	ND		mg/Kg	0.50	09/10/21	09/10/21
Copper	ND		mg/Kg	1.0	09/10/21	09/10/21
Lead	ND		mg/Kg	1.0	09/10/21	09/10/21
Molybdenum	ND		mg/Kg	1.0	09/10/21	09/10/21
Nickel	ND		mg/Kg	1.0	09/10/21	09/10/21
Selenium	ND		mg/Kg	3.0	09/10/21	09/10/21
Silver	ND		mg/Kg	0.50	09/10/21	09/10/21
Thallium	ND		mg/Kg	3.0	09/10/21	09/10/21
Vanadium	ND		mg/Kg	1.0	09/10/21	09/10/21
Zinc	ND		mg/Kg	5.0	09/10/21	09/10/21

Type: Lab Control Sample	Lab ID: QC943136	Batch: 273708
Matrix: Soil	Method: EPA 6010B	Prep Method: EPA 3050B

QC943136 Analyte	Result	Spiked	Units	Recovery	Qual	Limits
Antimony	102.7	100.0	mg/Kg	103%		80-120
Arsenic	95.89	100.0	mg/Kg	96%		80-120
Barium	101.0	100.0	mg/Kg	101%		80-120
Beryllium	98.19	100.0	mg/Kg	98%		80-120
Cadmium	96.25	100.0	mg/Kg	96%		80-120
Chromium	95.55	100.0	mg/Kg	96%		80-120
Cobalt	100.5	100.0	mg/Kg	100%		80-120
Copper	94.98	100.0	mg/Kg	95%		80-120
Lead	98.74	100.0	mg/Kg	99%		80-120
Molybdenum	100.3	100.0	mg/Kg	100%		80-120
Nickel	99.95	100.0	mg/Kg	100%		80-120
Selenium	84.65	100.0	mg/Kg	85%		80-120
Silver	45.62	50.00	mg/Kg	91%		80-120
Thallium	102.8	100.0	mg/Kg	103%		80-120
Vanadium	99.03	100.0	mg/Kg	99%		80-120
Zinc	100.8	100.0	mg/Kg	101%		80-120

Batch QC

Type: Matrix Spike	Lab ID: QC943137	Batch: 273708
Matrix (Source ID): Soil (450084-001)	Method: EPA 6010B	Prep Method: EPA 3050B

QC943137 Analyte	Result	Source Sample Result	Spiked	Units	Recovery	Qual	Limits	DF
Antimony	31.80	1.883	102.0	mg/Kg	29%	*	75-125	1
Arsenic	105.1	1.841	102.0	mg/Kg	101%		75-125	1
Barium	250.6	145.5	102.0	mg/Kg	103%		75-125	1
Beryllium	100.5	0.6850	102.0	mg/Kg	98%		75-125	1
Cadmium	102.1	ND	102.0	mg/Kg	100%		75-125	1
Chromium	126.1	25.71	102.0	mg/Kg	98%		75-125	1
Cobalt	112.3	12.30	102.0	mg/Kg	98%		75-125	1
Copper	123.5	21.21	102.0	mg/Kg	100%		75-125	1
Lead	104.9	7.403	102.0	mg/Kg	96%		75-125	1
Molybdenum	100.6	ND	102.0	mg/Kg	99%		75-125	1
Nickel	115.6	17.03	102.0	mg/Kg	97%		75-125	1
Selenium	90.30	ND	102.0	mg/Kg	88%		75-125	1
Silver	47.89	ND	51.02	mg/Kg	94%		75-125	1
Thallium	97.12	ND	102.0	mg/Kg	95%		75-125	1
Vanadium	167.8	60.23	102.0	mg/Kg	105%		75-125	1
Zinc	175.2	84.28	102.0	mg/Kg	89%		75-125	1

Type: Matrix Spike Duplicate	Lab ID: QC943138	Batch: 273708
Matrix (Source ID): Soil (450084-001)	Method: EPA 6010B	Prep Method: EPA 3050B

QC943138 Analyte	Result	Source Sample Result	Spiked	Units	Recovery	Qual	Limits	RPD	Lim	DF
Antimony	26.44	1.883	94.34	mg/Kg	26%	*	75-125	11	41	0.94
Arsenic	96.81	1.841	94.34	mg/Kg	101%		75-125	1	35	0.94
Barium	241.5	145.5	94.34	mg/Kg	102%		75-125	1	20	0.94
Beryllium	93.61	0.6850	94.34	mg/Kg	98%		75-125	1	20	0.94
Cadmium	93.73	ND	94.34	mg/Kg	99%		75-125	1	20	0.94
Chromium	117.5	25.71	94.34	mg/Kg	97%		75-125	1	20	0.94
Cobalt	103.7	12.30	94.34	mg/Kg	97%		75-125	1	20	0.94
Copper	115.2	21.21	94.34	mg/Kg	100%		75-125	1	20	0.94
Lead	96.48	7.403	94.34	mg/Kg	94%		75-125	1	20	0.94
Molybdenum	92.44	ND	94.34	mg/Kg	98%		75-125	1	20	0.94
Nickel	107.2	17.03	94.34	mg/Kg	96%		75-125	1	20	0.94
Selenium	82.98	ND	94.34	mg/Kg	88%		75-125	1	20	0.94
Silver	43.76	ND	47.17	mg/Kg	93%		75-125	1	20	0.94
Thallium	89.58	ND	94.34	mg/Kg	95%		75-125	0	20	0.94
Vanadium	159.1	60.23	94.34	mg/Kg	105%		75-125	0	20	0.94
Zinc	167.8	84.28	94.34	mg/Kg	89%		75-125	0	20	0.94

Batch QC

Type: Blank	Lab ID: QC943236	Batch: 273755
Matrix: Soil	Method: EPA 8260B	Prep Method: EPA 5035

QC943236 Analyte	Result	Qual	Units	RL	Prepared	Analyzed
3-Chloropropene	ND		ug/Kg	5.0	09/12/21	09/12/21
cis-1,4-Dichloro-2-butene	ND		ug/Kg	5.0	09/12/21	09/12/21
trans-1,4-Dichloro-2-butene	ND		ug/Kg	5.0	09/12/21	09/12/21
Isopropyl Ether (DIPE)	ND		ug/Kg	5.0	09/12/21	09/12/21
Ethyl tert-Butyl Ether (ETBE)	ND		ug/Kg	5.0	09/12/21	09/12/21
Methyl tert-Amyl Ether (TAME)	ND		ug/Kg	5.0	09/12/21	09/12/21
tert-Butyl Alcohol (TBA)	ND		ug/Kg	10	09/12/21	09/12/21
Freon 12	ND		ug/Kg	5.0	09/12/21	09/12/21
Chloromethane	ND		ug/Kg	5.0	09/12/21	09/12/21
Vinyl Chloride	ND		ug/Kg	5.0	09/12/21	09/12/21
Bromomethane	ND		ug/Kg	5.0	09/12/21	09/12/21
Chloroethane	ND		ug/Kg	5.0	09/12/21	09/12/21
Trichlorofluoromethane	ND		ug/Kg	5.0	09/12/21	09/12/21
Acetone	ND		ug/Kg	100	09/12/21	09/12/21
Freon 113	ND		ug/Kg	5.0	09/12/21	09/12/21
1,1-Dichloroethene	ND		ug/Kg	5.0	09/12/21	09/12/21
Methylene Chloride	ND		ug/Kg	5.0	09/12/21	09/12/21
MTBE	ND		ug/Kg	5.0	09/12/21	09/12/21
trans-1,2-Dichloroethene	ND		ug/Kg	5.0	09/12/21	09/12/21
1,1-Dichloroethane	ND		ug/Kg	5.0	09/12/21	09/12/21
2-Butanone	ND		ug/Kg	100	09/12/21	09/12/21
cis-1,2-Dichloroethene	ND		ug/Kg	5.0	09/12/21	09/12/21
2,2-Dichloropropane	ND		ug/Kg	5.0	09/12/21	09/12/21
Chloroform	ND		ug/Kg	5.0	09/12/21	09/12/21
Bromochloromethane	ND		ug/Kg	5.0	09/12/21	09/12/21
1,1,1-Trichloroethane	ND		ug/Kg	5.0	09/12/21	09/12/21
1,1-Dichloropropene	ND		ug/Kg	5.0	09/12/21	09/12/21
Carbon Tetrachloride	ND		ug/Kg	5.0	09/12/21	09/12/21
1,2-Dichloroethane	ND		ug/Kg	5.0	09/12/21	09/12/21
Benzene	ND		ug/Kg	5.0	09/12/21	09/12/21
Trichloroethene	ND		ug/Kg	5.0	09/12/21	09/12/21
1,2-Dichloropropane	ND		ug/Kg	5.0	09/12/21	09/12/21
Bromodichloromethane	ND		ug/Kg	5.0	09/12/21	09/12/21
Dibromomethane	ND		ug/Kg	5.0	09/12/21	09/12/21
4-Methyl-2-Pentanone	ND		ug/Kg	5.0	09/12/21	09/12/21
cis-1,3-Dichloropropene	ND		ug/Kg	5.0	09/12/21	09/12/21
Toluene	ND		ug/Kg	5.0	09/12/21	09/12/21
trans-1,3-Dichloropropene	ND		ug/Kg	5.0	09/12/21	09/12/21
1,1,2-Trichloroethane	ND		ug/Kg	5.0	09/12/21	09/12/21
1,3-Dichloropropane	ND		ug/Kg	5.0	09/12/21	09/12/21
Tetrachloroethene	ND		ug/Kg	5.0	09/12/21	09/12/21
Dibromochloromethane	ND		ug/Kg	5.0	09/12/21	09/12/21

Batch QC

QC943236 Analyte	Result	Qual	Units	RL	Prepared	Analyzed
1,2-Dibromoethane	ND		ug/Kg	5.0	09/12/21	09/12/21
Chlorobenzene	ND		ug/Kg	5.0	09/12/21	09/12/21
1,1,1,2-Tetrachloroethane	ND		ug/Kg	5.0	09/12/21	09/12/21
Ethylbenzene	ND		ug/Kg	5.0	09/12/21	09/12/21
m,p-Xylenes	ND		ug/Kg	10	09/12/21	09/12/21
o-Xylene	ND		ug/Kg	5.0	09/12/21	09/12/21
Styrene	ND		ug/Kg	5.0	09/12/21	09/12/21
Bromoform	ND		ug/Kg	5.0	09/12/21	09/12/21
Isopropylbenzene	ND		ug/Kg	5.0	09/12/21	09/12/21
1,1,2,2-Tetrachloroethane	ND		ug/Kg	5.0	09/12/21	09/12/21
1,2,3-Trichloropropane	ND		ug/Kg	5.0	09/12/21	09/12/21
Propylbenzene	ND		ug/Kg	5.0	09/12/21	09/12/21
Bromobenzene	ND		ug/Kg	5.0	09/12/21	09/12/21
1,3,5-Trimethylbenzene	ND		ug/Kg	5.0	09/12/21	09/12/21
2-Chlorotoluene	ND		ug/Kg	5.0	09/12/21	09/12/21
4-Chlorotoluene	ND		ug/Kg	5.0	09/12/21	09/12/21
tert-Butylbenzene	ND		ug/Kg	5.0	09/12/21	09/12/21
1,2,4-Trimethylbenzene	ND		ug/Kg	5.0	09/12/21	09/12/21
sec-Butylbenzene	ND		ug/Kg	5.0	09/12/21	09/12/21
para-Isopropyl Toluene	ND		ug/Kg	5.0	09/12/21	09/12/21
1,3-Dichlorobenzene	ND		ug/Kg	5.0	09/12/21	09/12/21
1,4-Dichlorobenzene	ND		ug/Kg	5.0	09/12/21	09/12/21
n-Butylbenzene	ND		ug/Kg	5.0	09/12/21	09/12/21
1,2-Dichlorobenzene	ND		ug/Kg	5.0	09/12/21	09/12/21
1,2-Dibromo-3-Chloropropane	ND		ug/Kg	5.0	09/12/21	09/12/21
1,2,4-Trichlorobenzene	ND		ug/Kg	5.0	09/12/21	09/12/21
Hexachlorobutadiene	ND		ug/Kg	5.0	09/12/21	09/12/21
Naphthalene	ND		ug/Kg	5.0	09/12/21	09/12/21
1,2,3-Trichlorobenzene	ND		ug/Kg	5.0	09/12/21	09/12/21
Xylene (total)	ND		ug/Kg	5.0	09/12/21	09/12/21
Surrogates				Limits		
Dibromofluoromethane	101%		%REC	70-130	09/12/21	09/12/21
1,2-Dichloroethane-d4	104%		%REC	70-145	09/12/21	09/12/21
Toluene-d8	100%		%REC	70-145	09/12/21	09/12/21
Bromofluorobenzene	97%		%REC	70-145	09/12/21	09/12/21

Batch QC

Type: Lab Control Sample	Lab ID: QC943237	Batch: 273755
Matrix: Soil	Method: EPA 8260B	Prep Method: EPA 5035

QC943237 Analyte	Result	Spiked	Units	Recovery	Qual	Limits
1,1-Dichloroethene	52.63	50.00	ug/Kg	105%		70-131
MTBE	49.61	50.00	ug/Kg	99%		69-130
Benzene	47.02	50.00	ug/Kg	94%		70-130
Trichloroethene	49.48	50.00	ug/Kg	99%		70-130
Toluene	48.19	50.00	ug/Kg	96%		70-130
Chlorobenzene	48.04	50.00	ug/Kg	96%		70-130
Surrogates						
Dibromofluoromethane	52.35	50.00	ug/Kg	105%		70-130
1,2-Dichloroethane-d4	51.79	50.00	ug/Kg	104%		70-145
Toluene-d8	49.69	50.00	ug/Kg	99%		70-145
Bromofluorobenzene	52.08	50.00	ug/Kg	104%		70-145

Type: Lab Control Sample Duplicate	Lab ID: QC943238	Batch: 273755
Matrix: Soil	Method: EPA 8260B	Prep Method: EPA 5035

QC943238 Analyte	Result	Spiked	Units	Recovery	Qual	Limits	RPD	RPD Lim
1,1-Dichloroethene	52.28	50.00	ug/Kg	105%		70-131	1	33
MTBE	49.82	50.00	ug/Kg	100%		69-130	0	30
Benzene	47.02	50.00	ug/Kg	94%		70-130	0	30
Trichloroethene	49.84	50.00	ug/Kg	100%		70-130	1	30
Toluene	49.01	50.00	ug/Kg	98%		70-130	2	30
Chlorobenzene	48.42	50.00	ug/Kg	97%		70-130	1	30
Surrogates								
Dibromofluoromethane	52.29	50.00	ug/Kg	105%		70-130		
1,2-Dichloroethane-d4	50.88	50.00	ug/Kg	102%		70-145		
Toluene-d8	50.47	50.00	ug/Kg	101%		70-145		
Bromofluorobenzene	51.26	50.00	ug/Kg	103%		70-145		

Type: Blank	Lab ID: QC943330	Batch: 273783
Matrix: Soil	Method: EPA 7471A	Prep Method: METHOD

QC943330 Analyte	Result	Qual	Units	RL	Prepared	Analyzed
Mercury	ND		mg/Kg	0.14	09/10/21	09/13/21

Type: Lab Control Sample	Lab ID: QC943331	Batch: 273783
Matrix: Soil	Method: EPA 7471A	Prep Method: METHOD

QC943331 Analyte	Result	Spiked	Units	Recovery	Qual	Limits
Mercury	0.7987	0.8333	mg/Kg	96%		80-120

Batch QC

Type: Matrix Spike	Lab ID: QC943332	Batch: 273783
Matrix (Source ID): Soil (450272-001)	Method: EPA 7471A	Prep Method: METHOD

QC943332 Analyte	Result	Source Sample Result	Spiked	Units	Recovery	Qual	Limits	DF
Mercury	0.9425	0.07399	0.9259	mg/Kg	94%		75-125	1.1

Type: Matrix Spike Duplicate	Lab ID: QC943333	Batch: 273783
Matrix (Source ID): Soil (450272-001)	Method: EPA 7471A	Prep Method: METHOD

QC943333 Analyte	Result	Source Sample Result	Spiked	Units	Recovery	Qual	Limits	RPD	Lim	DF
Mercury	0.9474	0.07399	0.9259	mg/Kg	94%		75-125	1	20	1.1

Type: Blank	Lab ID: QC943343	Batch: 273786
Matrix: Soil	Method: EPA 8015B	Prep Method: EPA 3580

QC943343 Analyte	Result	Qual	Units	RL	Prepared	Analyzed
TPH (C6-C12)	ND		mg/Kg	10	09/13/21	09/13/21
TPH (C13-C22)	ND		mg/Kg	10	09/13/21	09/13/21
TPH (C23-C44)	ND		mg/Kg	10	09/13/21	09/13/21
Surrogates				Limits		
n-Triacontane	87%		%REC	70-130	09/13/21	09/13/21

Type: Lab Control Sample	Lab ID: QC943344	Batch: 273786
Matrix: Soil	Method: EPA 8015B	Prep Method: EPA 3580

QC943344 Analyte	Result	Spiked	Units	Recovery	Qual	Limits
Diesel C10-C28	220.6	250.0	mg/Kg	88%		76-122
Surrogates						
n-Triacontane	8.577	10.00	mg/Kg	86%		70-130

Type: Matrix Spike	Lab ID: QC943345	Batch: 273786
Matrix (Source ID): Soil (450281-005)	Method: EPA 8015B	Prep Method: EPA 3580

QC943345 Analyte	Result	Source Sample Result	Spiked	Units	Recovery	Qual	Limits	DF
Diesel C10-C28	228.0	1.407	250.0	mg/Kg	91%		62-126	1
Surrogates								
n-Triacontane	8.725		10.00	mg/Kg	87%		70-130	1

Batch QC

Type: Matrix Spike Duplicate	Lab ID: QC943346	Batch: 273786
Matrix (Source ID): Soil (450281-005)	Method: EPA 8015B	Prep Method: EPA 3580

QC943346 Analyte	Result	Source Sample Result	Spiked	Units	Recovery	Qual	Limits	RPD	RPD Lim	DF
Diesel C10-C28	238.0	1.407	250.0	mg/Kg	95%		62-126	4	35	1
Surrogates										
n-Triacontane	9.071		10.00	mg/Kg	91%		70-130			1

* Value is outside QC limits

ND Not Detected



ENTHALPY
ANALYTICAL

Enthalpy Analytical
931 West Barkley Ave
Orange, CA 92868
(714) 771-6900

enthalpy.com

Lab Job Number: 450451
Report Level: II
Report Date: 09/17/2021

Analytical Report *prepared for:*

Rocio Quinones
Roux Associates, Inc.
5150 E. Pacific Coast Hwy.
Suite 450
Long Beach, CA 90804

Location: Shea San Jacinto - 870 N. Sanderson Ave., San Jacinto, CA

Authorized for release by:

Ranjit K Clarke, Project Manager
(714) 771-9906
Ranjit.Clarke@enthalpy.com

This data package has been reviewed for technical correctness and completeness. Release of this data has been authorized by the Laboratory Manager or the Manager's designee, as verified by the above signature which applies to this PDF file as well as any associated electronic data deliverable files. The results contained in this report meet all requirements of NELAP and pertain only to those samples which were submitted for analysis. This report may be reproduced only in its entirety.

CA ELAP# 1338, NELAP# 4038, SCAQMD LAP# 18LA0518, LACSD ID# 10105, CDC ELITE
Member

Sample Summary

Rocio Quinones	Lab Job #:	450451
Roux Associates, Inc.	Location:	Shea San Jacinto - 870 N. Sanderson Ave., San Jacinto, CA
5150 E. Pacific Coast Hwy.		
Suite 450	Date Received:	09/13/21
Long Beach, CA 90804		

Sample ID	Lab ID	Collected	Matrix
SV-1-5	450451-001	09/10/21 11:34	Air
SV-1-15	450451-002	09/10/21 11:57	Air
SV-2-5	450451-003	09/10/21 12:10	Air
SV-2-15	450451-004	09/10/21 12:29	Air
SV-3-5	450451-005	09/10/21 13:05	Air
SV-4-5	450451-006	09/10/21 13:56	Air
SV-4-5-DUP	450451-007	09/10/21 14:06	Air
SV-5-5	450451-008	09/10/21 14:12	Air
SV-6-5	450451-009	09/10/21 15:55	Air
SV-7-5	450451-010	09/10/21 16:09	Air
SV-8-5	450451-011	09/10/21 16:48	Air
SV-9-5	450451-012	09/10/21 17:42	Air
SV-9-5-DUP	450451-013	09/10/21 17:53	Air
SV-10	450451-014	09/10/21 16:56	Air

Case Narrative

Roux Associates, Inc.	Lab Job 450451
5150 E. Pacific Coast	Number:
Hwy.	Location: Shea San Jacinto - 870 N. Sanderson Ave., San
Suite 450	Jacinto, CA
Long Beach, CA 90804	Date Received: 09/13/21
Rocio Quinones	

This data package contains sample and QC results for fourteen air samples, requested for the above referenced project on 09/13/21. The samples were received cold and intact.

Volatile Organics in Air by MS (EPA TO-15):

High responses were observed for benzyl chloride and 1,2,4-trichlorobenzene in the ICV analyzed 09/11/21 23:05; affected data was qualified with "b". No other analytical problems were encountered.

Volatile Organics in Air GC (EPA TO-3M):

No analytical problems were encountered.

ENTHALPY ANALYTICAL

Enthalpy Analytical - Orange
 931 W. Barkley Avenue, Orange, CA 92668
 Phone 714-771-6900

Special Instructions:
 1.1-DFA tower used

Air Chain of Custody Record
 Lab No: 450451
 Page: 1 of 2

Turn Around Time (rush by advanced notice only)
 Standard: 3 Day: 5 Day: 1 Day: Custom TAT: 4 day

CUSTOMER INFORMATION
 Company: Roux Associates, Inc.
 Report To: Rocio Quinones / Drew Williams
 Email: rquinones@rouxinc.com / dwilliams@rouxinc.com
 Address: 5150 Pacific Coast Hwy, Suite 450 Long Beach, CA
 Phone: 310-879-4900
 Fax: -

PROJECT INFORMATION
 Name: Shea San Jacinto
 Number: 2217.0025L
 P.O. #: ROU082021A
 Address: 870 N. Sanderson Avenue San Jacinto, CA
 Global ID:
 Sampled By: Drew Williams

Analysis Requested

VOCS by TO-15	X
Methane by ASTM D-1945	X

Sample ID	Type (I) Indoor (A) Ambient (SV) Soil Vapor (S) Source	Equipment Information		Sampling Information			Analysis Requested				
		Canister ID	Size (1L, 3L, 6L, 15L)	Flow Controller ID	Sample Start Date	Sample Start Time	Vacuum Start ("Hg)	Sample End Time	Vacuum End ("Hg)		
SV-1-5	SV	C10084	1.4L	A10194	9/10/21	1126	-28.6	9/10/21	1134	-4	X
SV-1-15		C10440		A10238		1149	-28		1157	-2	X
SV-2-5		C10393		A10124		1202	-30		1210	-4	X
SV-2-15		C10230		A10233		1221	-29		1229	-4	X
SV-3-5		C10350		A10177		1257	-28.5		1305	-3	X
SV-4-5		C10198		A10265		1349	-29		1358	-4	X
SV-4-5-DUP		C10685		A10265		1357	-26		1408	-0.5	X
SV-5-5		C10689		A10255		1403	-27		1412	-1	X
SV-6-5		C10409		A10011		1546	-24		1555	-0.8	X
SV-7-5		C10313		A10080		1601	-24		1609	-2	X

Signature	Print Name	Company / Title	Date / Time
	Drew Williams	Roux / Proj. Geo	9/13/21 / 1250
	Henry	EA	9/13/21 / 1250
	Henry	EA	9/13/21 / 1645
	Geena Sylvestri	E.A.	9/30/21 / 1645

ENTHALPY ANALYTICAL

Enthalpy Analytical - Orange

931 W. Barkley Avenue, Orange, CA 92868

Phone 714-771-6900

Special Instructions:

1, 1-DFA Tracer

Air Chain of Custody Record

Lab No: 450451

Page: 2 of 2

Turn Around Time (rush by advanced notice only)

Standard: 5 Day: 3 Day: 1 Day: Custom TAT: Today

CUSTOMER INFORMATION

Company: Roux Associates, Inc.

Report To: Rocio Quirones / Drew Williams

Email: rquirones@rouxinc.com / dwilliams@rouxinc.com

Address: 5150 Pacific Coast Hwy, Suite 450 Long Beach, CA

Phone: 310-879-4900

Fax: --

PROJECT INFORMATION

Name: Shea San Jacinto

Number: 2217.0025L

P.O. #: R01082021A

Address: 870 N. Sanderson Avenue San Jacinto, CA

Global ID:

Sampled By: Drew Williams

* Reg #A10139
was pretty off

Analysis Requested

VOCs by TO-15 Methane by ASTM D-1945

Sample ID	Type (I) Indoor (A) Ambient (SV) Soil Vapor (S) Source	Equipment Information		Sampling Information			Vacuum Start ("Hg)	Sample End Date	Sample End Time	Vacuum End ("Hg)
		Canister ID	Size (1L, 3L, 6L, 15L)	Flow Controller ID	Sample Start Date	Sample Start Time				
1 SU-8-9	SV	C10456	1.4L	A-10195	9/10/21	1637	-28	9/10/21	1648	-1
2 SU-9-9	I	C10366		A10165		1733	-29		1742	-4
3 SU-9-5-DUP	I	C10848		A-10165		1742	-29		1753	-3
4 SU-10	I	C10308		A10199		1845	-36*		1856	-10
5										
6										
7										
8										
9										
10										

Signature	Print Name	Company / Title	Date / Time
<i>[Signature]</i>	Drew Williams	Roux / Proj. Ge	9/13/21 / 1250
<i>[Signature]</i>	Hernan G	EA	9/13/21 / 1250
<i>[Signature]</i>	Hernan G	EA	9/13/21 / 1645
<i>[Signature]</i>	Geena Srinivasi	EA.	9/13/21 / 1645



SAMPLE ACCEPTANCE CHECKLIST

Section 1
 Client: Roux Associates Project: Shea San Jacinto
 Date Received: 9/13/21 Sampler's Name Present: Yes No

Section 2
 Sample(s) received in a cooler? Yes, How many? _____ No (skip section 2) Sample Temp (°C) (No Cooler): 22.5
 Sample Temp (°C), One from each cooler: #1: _____ #2: _____ #3: _____ #4: _____
(Acceptance range is < 6°C but not frozen (for Microbiology samples, acceptance range is < 10°C but not frozen). It is acceptable for samples collected the same day as sample receipt to have a higher temperature as long as there is evidence that cooling has begun.)
 Shipping Information: _____

Section 3
 Was the cooler packed with: Ice Ice Packs Bubble Wrap Styrofoam
 Paper None Other _____
 Cooler Temp (°C): #1: _____ #2: _____ #3: _____ #4: _____

Section 4	YES	NO	N/A
Was a COC received?	<input checked="" type="checkbox"/>		
Are sample IDs present?	<input checked="" type="checkbox"/>		
Are sampling dates & times present?	<input checked="" type="checkbox"/>		
Is a relinquished signature present?	<input checked="" type="checkbox"/>		
Are the tests required clearly indicated on the COC?	<input checked="" type="checkbox"/>		
Are custody seals present?		<input checked="" type="checkbox"/>	
If custody seals are present, were they intact?			<input checked="" type="checkbox"/>
Are all samples sealed in plastic bags? (Recommended for Microbiology samples)			<input checked="" type="checkbox"/>
Did all samples arrive intact? If no, indicate in Section 4 below.	<input checked="" type="checkbox"/>		
Did all bottle labels agree with COC? (ID, dates and times)	<input checked="" type="checkbox"/>		
Were the samples collected in the correct containers for the required tests?	<input checked="" type="checkbox"/>		
Are the containers labeled with the correct preservatives?			<input checked="" type="checkbox"/>
Is there headspace in the VOA vials greater than 5-6 mm in diameter?			<input checked="" type="checkbox"/>
Was a sufficient amount of sample submitted for the requested tests?	<input checked="" type="checkbox"/>		

Section 5 Explanations/Comments
Containers ambient.

Section 6
 For discrepancies, how was the Project Manager notified? Verbal PM Initials: _____ Date/Time _____
 Email (email sent to/on): _____ / _____
 Project Manager's response: _____

Completed By: Genea Synthesis Date: 9/13/21

Analysis Results for 450451

Rocio Quinones
 Roux Associates, Inc.
 5150 E. Pacific Coast Hwy.
 Suite 450
 Long Beach, CA 90804

Lab Job #: 450451
 Location: Shea San Jacinto - 870 N. Sanderson
 Ave., San Jacinto, CA
 Date Received: 09/13/21

Sample ID: SV-1-5 Lab ID: 450451-001 Collected: 09/10/21 11:34
Matrix: Air

450451-001 Analyte	Result	Qual	Units	RL	DF	Batch	Prepared	Analyzed	Chemist
Method: EPA TO-15									
Prep Method: METHOD									
Freon 12	0.51		ppbv	0.34	1.7	273845	09/14/21 21:36	09/14/21 21:36	GSG
Freon 12	2.5		ug/m3	1.7	1.7	273845	09/14/21 21:36	09/14/21 21:36	GSG
Freon 114	ND		ppbv	0.34	1.7	273845	09/14/21 21:36	09/14/21 21:36	GSG
Freon 114	ND		ug/m3	2.4	1.7	273845	09/14/21 21:36	09/14/21 21:36	GSG
Chloromethane	ND		ppbv	0.34	1.7	273845	09/14/21 21:36	09/14/21 21:36	GSG
Chloromethane	ND		ug/m3	0.70	1.7	273845	09/14/21 21:36	09/14/21 21:36	GSG
Vinyl Chloride	ND		ppbv	0.34	1.7	273845	09/14/21 21:36	09/14/21 21:36	GSG
Vinyl Chloride	ND		ug/m3	0.87	1.7	273845	09/14/21 21:36	09/14/21 21:36	GSG
Bromomethane	ND		ppbv	0.34	1.7	273845	09/14/21 21:36	09/14/21 21:36	GSG
Bromomethane	ND		ug/m3	1.3	1.7	273845	09/14/21 21:36	09/14/21 21:36	GSG
Chloroethane	ND		ppbv	0.34	1.7	273845	09/14/21 21:36	09/14/21 21:36	GSG
Chloroethane	ND		ug/m3	0.90	1.7	273845	09/14/21 21:36	09/14/21 21:36	GSG
Trichlorofluoromethane	ND		ppbv	0.34	1.7	273845	09/14/21 21:36	09/14/21 21:36	GSG
Trichlorofluoromethane	ND		ug/m3	1.9	1.7	273845	09/14/21 21:36	09/14/21 21:36	GSG
1,1-Dichloroethene	ND		ppbv	0.34	1.7	273845	09/14/21 21:36	09/14/21 21:36	GSG
1,1-Dichloroethene	ND		ug/m3	1.3	1.7	273845	09/14/21 21:36	09/14/21 21:36	GSG
Freon 113	ND		ppbv	0.34	1.7	273845	09/14/21 21:36	09/14/21 21:36	GSG
Freon 113	ND		ug/m3	2.6	1.7	273845	09/14/21 21:36	09/14/21 21:36	GSG
Acetone	8.3		ppbv	1.7	1.7	273845	09/14/21 21:36	09/14/21 21:36	GSG
Acetone	20		ug/m3	4.0	1.7	273845	09/14/21 21:36	09/14/21 21:36	GSG
Carbon Disulfide	0.56		ppbv	0.34	1.7	273845	09/14/21 21:36	09/14/21 21:36	GSG
Carbon Disulfide	1.7		ug/m3	1.1	1.7	273845	09/14/21 21:36	09/14/21 21:36	GSG
Isopropanol (IPA)	3.5		ppbv	1.7	1.7	273845	09/14/21 21:36	09/14/21 21:36	GSG
Isopropanol (IPA)	8.6		ug/m3	4.2	1.7	273845	09/14/21 21:36	09/14/21 21:36	GSG
Methylene Chloride	0.80		ppbv	0.34	1.7	273845	09/14/21 21:36	09/14/21 21:36	GSG
Methylene Chloride	2.8		ug/m3	1.2	1.7	273845	09/14/21 21:36	09/14/21 21:36	GSG
trans-1,2-Dichloroethene	ND		ppbv	0.34	1.7	273845	09/14/21 21:36	09/14/21 21:36	GSG
trans-1,2-Dichloroethene	ND		ug/m3	1.3	1.7	273845	09/14/21 21:36	09/14/21 21:36	GSG
MTBE	ND		ppbv	0.34	1.7	273845	09/14/21 21:36	09/14/21 21:36	GSG
MTBE	ND		ug/m3	1.2	1.7	273845	09/14/21 21:36	09/14/21 21:36	GSG
n-Hexane	ND		ppbv	0.34	1.7	273845	09/14/21 21:36	09/14/21 21:36	GSG
n-Hexane	ND		ug/m3	1.2	1.7	273845	09/14/21 21:36	09/14/21 21:36	GSG
1,1-Dichloroethane	ND		ppbv	0.34	1.7	273845	09/14/21 21:36	09/14/21 21:36	GSG
1,1-Dichloroethane	ND		ug/m3	1.4	1.7	273845	09/14/21 21:36	09/14/21 21:36	GSG

Analysis Results for 450451

450451-001 Analyte	Result	Qual	Units	RL	DF	Batch	Prepared	Analyzed	Chemist
Vinyl Acetate	ND		ppbv	1.7	1.7	273845	09/14/21 21:36	09/14/21 21:36	GSG
Vinyl Acetate	ND		ug/m3	6.0	1.7	273845	09/14/21 21:36	09/14/21 21:36	GSG
cis-1,2-Dichloroethene	ND		ppbv	0.34	1.7	273845	09/14/21 21:36	09/14/21 21:36	GSG
cis-1,2-Dichloroethene	ND		ug/m3	1.3	1.7	273845	09/14/21 21:36	09/14/21 21:36	GSG
2-Butanone	ND		ppbv	1.7	1.7	273845	09/14/21 21:36	09/14/21 21:36	GSG
2-Butanone	ND		ug/m3	5.0	1.7	273845	09/14/21 21:36	09/14/21 21:36	GSG
Chloroform	ND		ppbv	0.34	1.7	273845	09/14/21 21:36	09/14/21 21:36	GSG
Chloroform	ND		ug/m3	1.7	1.7	273845	09/14/21 21:36	09/14/21 21:36	GSG
1,1,1-Trichloroethane	ND		ppbv	0.34	1.7	273845	09/14/21 21:36	09/14/21 21:36	GSG
1,1,1-Trichloroethane	ND		ug/m3	1.9	1.7	273845	09/14/21 21:36	09/14/21 21:36	GSG
Carbon Tetrachloride	ND		ppbv	0.34	1.7	273845	09/14/21 21:36	09/14/21 21:36	GSG
Carbon Tetrachloride	ND		ug/m3	2.1	1.7	273845	09/14/21 21:36	09/14/21 21:36	GSG
Benzene	0.48		ppbv	0.34	1.7	273845	09/14/21 21:36	09/14/21 21:36	GSG
Benzene	1.5		ug/m3	1.1	1.7	273845	09/14/21 21:36	09/14/21 21:36	GSG
1,2-Dichloroethane	ND		ppbv	0.34	1.7	273845	09/14/21 21:36	09/14/21 21:36	GSG
1,2-Dichloroethane	ND		ug/m3	1.4	1.7	273845	09/14/21 21:36	09/14/21 21:36	GSG
Trichloroethene	1.7		ppbv	0.34	1.7	273845	09/14/21 21:36	09/14/21 21:36	GSG
Trichloroethene	9.2		ug/m3	1.8	1.7	273845	09/14/21 21:36	09/14/21 21:36	GSG
1,2-Dichloropropane	ND		ppbv	0.34	1.7	273845	09/14/21 21:36	09/14/21 21:36	GSG
1,2-Dichloropropane	ND		ug/m3	1.6	1.7	273845	09/14/21 21:36	09/14/21 21:36	GSG
Bromodichloromethane	ND		ppbv	0.34	1.7	273845	09/14/21 21:36	09/14/21 21:36	GSG
Bromodichloromethane	ND		ug/m3	2.3	1.7	273845	09/14/21 21:36	09/14/21 21:36	GSG
cis-1,3-Dichloropropene	ND		ppbv	0.34	1.7	273845	09/14/21 21:36	09/14/21 21:36	GSG
cis-1,3-Dichloropropene	ND		ug/m3	1.5	1.7	273845	09/14/21 21:36	09/14/21 21:36	GSG
4-Methyl-2-Pentanone	ND		ppbv	0.34	1.7	273845	09/14/21 21:36	09/14/21 21:36	GSG
4-Methyl-2-Pentanone	ND		ug/m3	1.4	1.7	273845	09/14/21 21:36	09/14/21 21:36	GSG
Toluene	ND		ppbv	0.34	1.7	273845	09/14/21 21:36	09/14/21 21:36	GSG
Toluene	ND		ug/m3	1.3	1.7	273845	09/14/21 21:36	09/14/21 21:36	GSG
trans-1,3-Dichloropropene	ND		ppbv	0.34	1.7	273845	09/14/21 21:36	09/14/21 21:36	GSG
trans-1,3-Dichloropropene	ND		ug/m3	1.5	1.7	273845	09/14/21 21:36	09/14/21 21:36	GSG
1,1,2-Trichloroethane	ND		ppbv	0.34	1.7	273845	09/14/21 21:36	09/14/21 21:36	GSG
1,1,2-Trichloroethane	ND		ug/m3	1.9	1.7	273845	09/14/21 21:36	09/14/21 21:36	GSG
Tetrachloroethene	2.1		ppbv	0.34	1.7	273845	09/14/21 21:36	09/14/21 21:36	GSG
Tetrachloroethene	14		ug/m3	2.3	1.7	273845	09/14/21 21:36	09/14/21 21:36	GSG
2-Hexanone	ND		ppbv	0.85	1.7	273845	09/14/21 21:36	09/14/21 21:36	GSG
2-Hexanone	ND		ug/m3	3.5	1.7	273845	09/14/21 21:36	09/14/21 21:36	GSG
Dibromochloromethane	ND		ppbv	0.34	1.7	273845	09/14/21 21:36	09/14/21 21:36	GSG
Dibromochloromethane	ND		ug/m3	2.9	1.7	273845	09/14/21 21:36	09/14/21 21:36	GSG
1,2-Dibromoethane	ND		ppbv	0.34	1.7	273845	09/14/21 21:36	09/14/21 21:36	GSG
1,2-Dibromoethane	ND		ug/m3	2.6	1.7	273845	09/14/21 21:36	09/14/21 21:36	GSG
Chlorobenzene	ND		ppbv	0.34	1.7	273845	09/14/21 21:36	09/14/21 21:36	GSG
Chlorobenzene	ND		ug/m3	1.6	1.7	273845	09/14/21 21:36	09/14/21 21:36	GSG
Ethylbenzene	ND		ppbv	0.34	1.7	273845	09/14/21 21:36	09/14/21 21:36	GSG
Ethylbenzene	ND		ug/m3	1.5	1.7	273845	09/14/21 21:36	09/14/21 21:36	GSG
m,p-Xylenes	ND		ppbv	0.68	1.7	273845	09/14/21 21:36	09/14/21 21:36	GSG
m,p-Xylenes	ND		ug/m3	3.0	1.7	273845	09/14/21 21:36	09/14/21 21:36	GSG

Analysis Results for 450451

450451-001 Analyte	Result	Qual	Units	RL	DF	Batch	Prepared	Analyzed	Chemist
o-Xylene	ND		ppbv	0.34	1.7	273845	09/14/21 21:36	09/14/21 21:36	GSG
o-Xylene	ND		ug/m3	1.5	1.7	273845	09/14/21 21:36	09/14/21 21:36	GSG
Styrene	ND		ppbv	0.34	1.7	273845	09/14/21 21:36	09/14/21 21:36	GSG
Styrene	ND		ug/m3	1.4	1.7	273845	09/14/21 21:36	09/14/21 21:36	GSG
Bromoform	ND		ppbv	0.34	1.7	273845	09/14/21 21:36	09/14/21 21:36	GSG
Bromoform	ND		ug/m3	3.5	1.7	273845	09/14/21 21:36	09/14/21 21:36	GSG
1,1,2,2-Tetrachloroethane	ND		ppbv	0.34	1.7	273845	09/14/21 21:36	09/14/21 21:36	GSG
1,1,2,2-Tetrachloroethane	ND		ug/m3	2.3	1.7	273845	09/14/21 21:36	09/14/21 21:36	GSG
1,1,1,2-Tetrachloroethane	ND		ppbv	0.34	1.7	273845	09/14/21 21:36	09/14/21 21:36	GSG
1,1,1,2-Tetrachloroethane	ND		ug/m3	2.3	1.7	273845	09/14/21 21:36	09/14/21 21:36	GSG
4-Ethyltoluene	ND		ppbv	0.34	1.7	273845	09/14/21 21:36	09/14/21 21:36	GSG
4-Ethyltoluene	ND		ug/m3	1.7	1.7	273845	09/14/21 21:36	09/14/21 21:36	GSG
1,3,5-Trimethylbenzene	ND		ppbv	0.34	1.7	273845	09/14/21 21:36	09/14/21 21:36	GSG
1,3,5-Trimethylbenzene	ND		ug/m3	1.7	1.7	273845	09/14/21 21:36	09/14/21 21:36	GSG
1,2,4-Trimethylbenzene	ND		ppbv	0.34	1.7	273845	09/14/21 21:36	09/14/21 21:36	GSG
1,2,4-Trimethylbenzene	ND		ug/m3	1.7	1.7	273845	09/14/21 21:36	09/14/21 21:36	GSG
1,3-Dichlorobenzene	ND		ppbv	0.34	1.7	273845	09/14/21 21:36	09/14/21 21:36	GSG
1,3-Dichlorobenzene	ND		ug/m3	2.0	1.7	273845	09/14/21 21:36	09/14/21 21:36	GSG
1,4-Dichlorobenzene	ND		ppbv	0.34	1.7	273845	09/14/21 21:36	09/14/21 21:36	GSG
1,4-Dichlorobenzene	ND		ug/m3	2.0	1.7	273845	09/14/21 21:36	09/14/21 21:36	GSG
Benzyl chloride	ND		ppbv	0.34	1.7	273845	09/14/21 21:36	09/14/21 21:36	GSG
Benzyl chloride	ND		ug/m3	1.8	1.7	273845	09/14/21 21:36	09/14/21 21:36	GSG
1,2-Dichlorobenzene	ND		ppbv	0.34	1.7	273845	09/14/21 21:36	09/14/21 21:36	GSG
1,2-Dichlorobenzene	ND		ug/m3	2.0	1.7	273845	09/14/21 21:36	09/14/21 21:36	GSG
1,2,4-Trichlorobenzene	ND		ppbv	0.34	1.7	273845	09/14/21 21:36	09/14/21 21:36	GSG
1,2,4-Trichlorobenzene	ND		ug/m3	2.5	1.7	273845	09/14/21 21:36	09/14/21 21:36	GSG
Hexachlorobutadiene	ND		ppbv	0.34	1.7	273845	09/14/21 21:36	09/14/21 21:36	GSG
Hexachlorobutadiene	ND		ug/m3	3.6	1.7	273845	09/14/21 21:36	09/14/21 21:36	GSG
Xylene (total)	ND		ppbv	0.34	1.7	273845	09/14/21 21:36	09/14/21 21:36	GSG
Xylene (total)	ND		ug/m3	1.5	1.7	273845	09/14/21 21:36	09/14/21 21:36	GSG
TIC:1,1-Difluoroethane	ND		ppbv		1.7	273845	09/14/21 21:36	09/14/21 21:36	GSG
TIC:1,1-Difluoroethane	ND		ug/m3		1.7	273845	09/14/21 21:36	09/14/21 21:36	GSG
Surrogates				Limits					
Bromofluorobenzene	103%		%REC	60-140	1.7	273845	09/14/21 21:36	09/14/21 21:36	GSG

Analysis Results for 450451

Sample ID: SV-1-15
Lab ID: 450451-002
Collected: 09/10/21 11:57
Matrix: Air

450451-002 Analyte	Result	Qual	Units	RL	DF	Batch	Prepared	Analyzed	Chemist
Method: EPA TO-15									
Prep Method: METHOD									
Freon 12	0.53		ppbv	0.34	1.7	273845	09/14/21 22:27	09/14/21 22:27	GSG
Freon 12	2.6		ug/m3	1.7	1.7	273845	09/14/21 22:27	09/14/21 22:27	GSG
Freon 114	ND		ppbv	0.34	1.7	273845	09/14/21 22:27	09/14/21 22:27	GSG
Freon 114	ND		ug/m3	2.4	1.7	273845	09/14/21 22:27	09/14/21 22:27	GSG
Chloromethane	ND		ppbv	0.34	1.7	273845	09/14/21 22:27	09/14/21 22:27	GSG
Chloromethane	ND		ug/m3	0.70	1.7	273845	09/14/21 22:27	09/14/21 22:27	GSG
Vinyl Chloride	ND		ppbv	0.34	1.7	273845	09/14/21 22:27	09/14/21 22:27	GSG
Vinyl Chloride	ND		ug/m3	0.87	1.7	273845	09/14/21 22:27	09/14/21 22:27	GSG
Bromomethane	ND		ppbv	0.34	1.7	273845	09/14/21 22:27	09/14/21 22:27	GSG
Bromomethane	ND		ug/m3	1.3	1.7	273845	09/14/21 22:27	09/14/21 22:27	GSG
Chloroethane	ND		ppbv	0.34	1.7	273845	09/14/21 22:27	09/14/21 22:27	GSG
Chloroethane	ND		ug/m3	0.90	1.7	273845	09/14/21 22:27	09/14/21 22:27	GSG
Trichlorofluoromethane	ND		ppbv	0.34	1.7	273845	09/14/21 22:27	09/14/21 22:27	GSG
Trichlorofluoromethane	ND		ug/m3	1.9	1.7	273845	09/14/21 22:27	09/14/21 22:27	GSG
1,1-Dichloroethene	ND		ppbv	0.34	1.7	273845	09/14/21 22:27	09/14/21 22:27	GSG
1,1-Dichloroethene	ND		ug/m3	1.3	1.7	273845	09/14/21 22:27	09/14/21 22:27	GSG
Freon 113	ND		ppbv	0.34	1.7	273845	09/14/21 22:27	09/14/21 22:27	GSG
Freon 113	ND		ug/m3	2.6	1.7	273845	09/14/21 22:27	09/14/21 22:27	GSG
Acetone	12		ppbv	1.7	1.7	273845	09/14/21 22:27	09/14/21 22:27	GSG
Acetone	28		ug/m3	4.0	1.7	273845	09/14/21 22:27	09/14/21 22:27	GSG
Carbon Disulfide	5.5		ppbv	0.34	1.7	273845	09/14/21 22:27	09/14/21 22:27	GSG
Carbon Disulfide	17		ug/m3	1.1	1.7	273845	09/14/21 22:27	09/14/21 22:27	GSG
Isopropanol (IPA)	4.8		ppbv	1.7	1.7	273845	09/14/21 22:27	09/14/21 22:27	GSG
Isopropanol (IPA)	12		ug/m3	4.2	1.7	273845	09/14/21 22:27	09/14/21 22:27	GSG
Methylene Chloride	0.38		ppbv	0.34	1.7	273845	09/14/21 22:27	09/14/21 22:27	GSG
Methylene Chloride	1.3		ug/m3	1.2	1.7	273845	09/14/21 22:27	09/14/21 22:27	GSG
trans-1,2-Dichloroethene	ND		ppbv	0.34	1.7	273845	09/14/21 22:27	09/14/21 22:27	GSG
trans-1,2-Dichloroethene	ND		ug/m3	1.3	1.7	273845	09/14/21 22:27	09/14/21 22:27	GSG
MTBE	ND		ppbv	0.34	1.7	273845	09/14/21 22:27	09/14/21 22:27	GSG
MTBE	ND		ug/m3	1.2	1.7	273845	09/14/21 22:27	09/14/21 22:27	GSG
n-Hexane	4.2		ppbv	0.34	1.7	273845	09/14/21 22:27	09/14/21 22:27	GSG
n-Hexane	15		ug/m3	1.2	1.7	273845	09/14/21 22:27	09/14/21 22:27	GSG
1,1-Dichloroethane	ND		ppbv	0.34	1.7	273845	09/14/21 22:27	09/14/21 22:27	GSG
1,1-Dichloroethane	ND		ug/m3	1.4	1.7	273845	09/14/21 22:27	09/14/21 22:27	GSG
Vinyl Acetate	ND		ppbv	1.7	1.7	273845	09/14/21 22:27	09/14/21 22:27	GSG
Vinyl Acetate	ND		ug/m3	6.0	1.7	273845	09/14/21 22:27	09/14/21 22:27	GSG
cis-1,2-Dichloroethene	ND		ppbv	0.34	1.7	273845	09/14/21 22:27	09/14/21 22:27	GSG
cis-1,2-Dichloroethene	ND		ug/m3	1.3	1.7	273845	09/14/21 22:27	09/14/21 22:27	GSG
2-Butanone	2.7		ppbv	1.7	1.7	273845	09/14/21 22:27	09/14/21 22:27	GSG
2-Butanone	8.0		ug/m3	5.0	1.7	273845	09/14/21 22:27	09/14/21 22:27	GSG

Analysis Results for 450451

450451-002 Analyte	Result	Qual	Units	RL	DF	Batch	Prepared	Analyzed	Chemist
Chloroform	ND		ppbv	0.34	1.7	273845	09/14/21 22:27	09/14/21 22:27	GSG
Chloroform	ND		ug/m3	1.7	1.7	273845	09/14/21 22:27	09/14/21 22:27	GSG
1,1,1-Trichloroethane	ND		ppbv	0.34	1.7	273845	09/14/21 22:27	09/14/21 22:27	GSG
1,1,1-Trichloroethane	ND		ug/m3	1.9	1.7	273845	09/14/21 22:27	09/14/21 22:27	GSG
Carbon Tetrachloride	ND		ppbv	0.34	1.7	273845	09/14/21 22:27	09/14/21 22:27	GSG
Carbon Tetrachloride	ND		ug/m3	2.1	1.7	273845	09/14/21 22:27	09/14/21 22:27	GSG
Benzene	1.4		ppbv	0.34	1.7	273845	09/14/21 22:27	09/14/21 22:27	GSG
Benzene	4.4		ug/m3	1.1	1.7	273845	09/14/21 22:27	09/14/21 22:27	GSG
1,2-Dichloroethane	ND		ppbv	0.34	1.7	273845	09/14/21 22:27	09/14/21 22:27	GSG
1,2-Dichloroethane	ND		ug/m3	1.4	1.7	273845	09/14/21 22:27	09/14/21 22:27	GSG
Trichloroethene	21		ppbv	0.34	1.7	273845	09/14/21 22:27	09/14/21 22:27	GSG
Trichloroethene	110		ug/m3	1.8	1.7	273845	09/14/21 22:27	09/14/21 22:27	GSG
1,2-Dichloropropane	ND		ppbv	0.34	1.7	273845	09/14/21 22:27	09/14/21 22:27	GSG
1,2-Dichloropropane	ND		ug/m3	1.6	1.7	273845	09/14/21 22:27	09/14/21 22:27	GSG
Bromodichloromethane	ND		ppbv	0.34	1.7	273845	09/14/21 22:27	09/14/21 22:27	GSG
Bromodichloromethane	ND		ug/m3	2.3	1.7	273845	09/14/21 22:27	09/14/21 22:27	GSG
cis-1,3-Dichloropropene	ND		ppbv	0.34	1.7	273845	09/14/21 22:27	09/14/21 22:27	GSG
cis-1,3-Dichloropropene	ND		ug/m3	1.5	1.7	273845	09/14/21 22:27	09/14/21 22:27	GSG
4-Methyl-2-Pentanone	1.5		ppbv	0.34	1.7	273845	09/14/21 22:27	09/14/21 22:27	GSG
4-Methyl-2-Pentanone	6.3		ug/m3	1.4	1.7	273845	09/14/21 22:27	09/14/21 22:27	GSG
Toluene	1.4		ppbv	0.34	1.7	273845	09/14/21 22:27	09/14/21 22:27	GSG
Toluene	5.4		ug/m3	1.3	1.7	273845	09/14/21 22:27	09/14/21 22:27	GSG
trans-1,3-Dichloropropene	ND		ppbv	0.34	1.7	273845	09/14/21 22:27	09/14/21 22:27	GSG
trans-1,3-Dichloropropene	ND		ug/m3	1.5	1.7	273845	09/14/21 22:27	09/14/21 22:27	GSG
1,1,2-Trichloroethane	ND		ppbv	0.34	1.7	273845	09/14/21 22:27	09/14/21 22:27	GSG
1,1,2-Trichloroethane	ND		ug/m3	1.9	1.7	273845	09/14/21 22:27	09/14/21 22:27	GSG
Tetrachloroethene	2.8		ppbv	0.34	1.7	273845	09/14/21 22:27	09/14/21 22:27	GSG
Tetrachloroethene	19		ug/m3	2.3	1.7	273845	09/14/21 22:27	09/14/21 22:27	GSG
2-Hexanone	ND		ppbv	0.85	1.7	273845	09/14/21 22:27	09/14/21 22:27	GSG
2-Hexanone	ND		ug/m3	3.5	1.7	273845	09/14/21 22:27	09/14/21 22:27	GSG
Dibromochloromethane	ND		ppbv	0.34	1.7	273845	09/14/21 22:27	09/14/21 22:27	GSG
Dibromochloromethane	ND		ug/m3	2.9	1.7	273845	09/14/21 22:27	09/14/21 22:27	GSG
1,2-Dibromoethane	ND		ppbv	0.34	1.7	273845	09/14/21 22:27	09/14/21 22:27	GSG
1,2-Dibromoethane	ND		ug/m3	2.6	1.7	273845	09/14/21 22:27	09/14/21 22:27	GSG
Chlorobenzene	ND		ppbv	0.34	1.7	273845	09/14/21 22:27	09/14/21 22:27	GSG
Chlorobenzene	ND		ug/m3	1.6	1.7	273845	09/14/21 22:27	09/14/21 22:27	GSG
Ethylbenzene	ND		ppbv	0.34	1.7	273845	09/14/21 22:27	09/14/21 22:27	GSG
Ethylbenzene	ND		ug/m3	1.5	1.7	273845	09/14/21 22:27	09/14/21 22:27	GSG
m,p-Xylenes	ND		ppbv	0.68	1.7	273845	09/14/21 22:27	09/14/21 22:27	GSG
m,p-Xylenes	ND		ug/m3	3.0	1.7	273845	09/14/21 22:27	09/14/21 22:27	GSG
o-Xylene	ND		ppbv	0.34	1.7	273845	09/14/21 22:27	09/14/21 22:27	GSG
o-Xylene	ND		ug/m3	1.5	1.7	273845	09/14/21 22:27	09/14/21 22:27	GSG
Styrene	ND		ppbv	0.34	1.7	273845	09/14/21 22:27	09/14/21 22:27	GSG
Styrene	ND		ug/m3	1.4	1.7	273845	09/14/21 22:27	09/14/21 22:27	GSG
Bromoform	ND		ppbv	0.34	1.7	273845	09/14/21 22:27	09/14/21 22:27	GSG
Bromoform	ND		ug/m3	3.5	1.7	273845	09/14/21 22:27	09/14/21 22:27	GSG

Analysis Results for 450451

450451-002 Analyte	Result	Qual	Units	RL	DF	Batch	Prepared	Analyzed	Chemist
1,1,2,2-Tetrachloroethane	ND		ppbv	0.34	1.7	273845	09/14/21 22:27	09/14/21 22:27	GSG
1,1,2,2-Tetrachloroethane	ND		ug/m3	2.3	1.7	273845	09/14/21 22:27	09/14/21 22:27	GSG
1,1,1,2-Tetrachloroethane	ND		ppbv	0.34	1.7	273845	09/14/21 22:27	09/14/21 22:27	GSG
1,1,1,2-Tetrachloroethane	ND		ug/m3	2.3	1.7	273845	09/14/21 22:27	09/14/21 22:27	GSG
4-Ethyltoluene	ND		ppbv	0.34	1.7	273845	09/14/21 22:27	09/14/21 22:27	GSG
4-Ethyltoluene	ND		ug/m3	1.7	1.7	273845	09/14/21 22:27	09/14/21 22:27	GSG
1,3,5-Trimethylbenzene	ND		ppbv	0.34	1.7	273845	09/14/21 22:27	09/14/21 22:27	GSG
1,3,5-Trimethylbenzene	ND		ug/m3	1.7	1.7	273845	09/14/21 22:27	09/14/21 22:27	GSG
1,2,4-Trimethylbenzene	0.41		ppbv	0.34	1.7	273845	09/14/21 22:27	09/14/21 22:27	GSG
1,2,4-Trimethylbenzene	2.0		ug/m3	1.7	1.7	273845	09/14/21 22:27	09/14/21 22:27	GSG
1,3-Dichlorobenzene	ND		ppbv	0.34	1.7	273845	09/14/21 22:27	09/14/21 22:27	GSG
1,3-Dichlorobenzene	ND		ug/m3	2.0	1.7	273845	09/14/21 22:27	09/14/21 22:27	GSG
1,4-Dichlorobenzene	ND		ppbv	0.34	1.7	273845	09/14/21 22:27	09/14/21 22:27	GSG
1,4-Dichlorobenzene	ND		ug/m3	2.0	1.7	273845	09/14/21 22:27	09/14/21 22:27	GSG
Benzyl chloride	ND		ppbv	0.34	1.7	273845	09/14/21 22:27	09/14/21 22:27	GSG
Benzyl chloride	ND		ug/m3	1.8	1.7	273845	09/14/21 22:27	09/14/21 22:27	GSG
1,2-Dichlorobenzene	ND		ppbv	0.34	1.7	273845	09/14/21 22:27	09/14/21 22:27	GSG
1,2-Dichlorobenzene	ND		ug/m3	2.0	1.7	273845	09/14/21 22:27	09/14/21 22:27	GSG
1,2,4-Trichlorobenzene	ND		ppbv	0.34	1.7	273845	09/14/21 22:27	09/14/21 22:27	GSG
1,2,4-Trichlorobenzene	ND		ug/m3	2.5	1.7	273845	09/14/21 22:27	09/14/21 22:27	GSG
Hexachlorobutadiene	ND		ppbv	0.34	1.7	273845	09/14/21 22:27	09/14/21 22:27	GSG
Hexachlorobutadiene	ND		ug/m3	3.6	1.7	273845	09/14/21 22:27	09/14/21 22:27	GSG
Xylene (total)	ND		ppbv	0.34	1.7	273845	09/14/21 22:27	09/14/21 22:27	GSG
Xylene (total)	ND		ug/m3	1.5	1.7	273845	09/14/21 22:27	09/14/21 22:27	GSG
TIC:1,1-Difluoroethane	ND		ppbv		1.7	273845	09/14/21 22:27	09/14/21 22:27	GSG
TIC:1,1-Difluoroethane	ND		ug/m3		1.7	273845	09/14/21 22:27	09/14/21 22:27	GSG
Surrogates				Limits					
Bromofluorobenzene	103%		%REC	60-140	1.7	273845	09/14/21 22:27	09/14/21 22:27	GSG

Analysis Results for 450451

Sample ID: SV-2-5
Lab ID: 450451-003
Collected: 09/10/21 12:10
Matrix: Air

450451-003 Analyte	Result	Qual	Units	RL	DF	Batch	Prepared	Analyzed	Chemist
Method: EPA TO-15									
Prep Method: METHOD									
Freon 12	0.53		ppbv	0.34	1.7	273845	09/14/21 23:18	09/14/21 23:18	GSG
Freon 12	2.6		ug/m3	1.7	1.7	273845	09/14/21 23:18	09/14/21 23:18	GSG
Freon 114	ND		ppbv	0.34	1.7	273845	09/14/21 23:18	09/14/21 23:18	GSG
Freon 114	ND		ug/m3	2.4	1.7	273845	09/14/21 23:18	09/14/21 23:18	GSG
Chloromethane	ND		ppbv	0.34	1.7	273845	09/14/21 23:18	09/14/21 23:18	GSG
Chloromethane	ND		ug/m3	0.70	1.7	273845	09/14/21 23:18	09/14/21 23:18	GSG
Vinyl Chloride	ND		ppbv	0.34	1.7	273845	09/14/21 23:18	09/14/21 23:18	GSG
Vinyl Chloride	ND		ug/m3	0.87	1.7	273845	09/14/21 23:18	09/14/21 23:18	GSG
Bromomethane	ND		ppbv	0.34	1.7	273845	09/14/21 23:18	09/14/21 23:18	GSG
Bromomethane	ND		ug/m3	1.3	1.7	273845	09/14/21 23:18	09/14/21 23:18	GSG
Chloroethane	ND		ppbv	0.34	1.7	273845	09/14/21 23:18	09/14/21 23:18	GSG
Chloroethane	ND		ug/m3	0.90	1.7	273845	09/14/21 23:18	09/14/21 23:18	GSG
Trichlorofluoromethane	ND		ppbv	0.34	1.7	273845	09/14/21 23:18	09/14/21 23:18	GSG
Trichlorofluoromethane	ND		ug/m3	1.9	1.7	273845	09/14/21 23:18	09/14/21 23:18	GSG
1,1-Dichloroethene	ND		ppbv	0.34	1.7	273845	09/14/21 23:18	09/14/21 23:18	GSG
1,1-Dichloroethene	ND		ug/m3	1.3	1.7	273845	09/14/21 23:18	09/14/21 23:18	GSG
Freon 113	ND		ppbv	0.34	1.7	273845	09/14/21 23:18	09/14/21 23:18	GSG
Freon 113	ND		ug/m3	2.6	1.7	273845	09/14/21 23:18	09/14/21 23:18	GSG
Acetone	13		ppbv	1.7	1.7	273845	09/14/21 23:18	09/14/21 23:18	GSG
Acetone	30		ug/m3	4.0	1.7	273845	09/14/21 23:18	09/14/21 23:18	GSG
Carbon Disulfide	1.4		ppbv	0.34	1.7	273845	09/14/21 23:18	09/14/21 23:18	GSG
Carbon Disulfide	4.5		ug/m3	1.1	1.7	273845	09/14/21 23:18	09/14/21 23:18	GSG
Isopropanol (IPA)	4.1		ppbv	1.7	1.7	273845	09/14/21 23:18	09/14/21 23:18	GSG
Isopropanol (IPA)	10		ug/m3	4.2	1.7	273845	09/14/21 23:18	09/14/21 23:18	GSG
Methylene Chloride	4.6		ppbv	0.34	1.7	273845	09/14/21 23:18	09/14/21 23:18	GSG
Methylene Chloride	16		ug/m3	1.2	1.7	273845	09/14/21 23:18	09/14/21 23:18	GSG
trans-1,2-Dichloroethene	0.43		ppbv	0.34	1.7	273845	09/14/21 23:18	09/14/21 23:18	GSG
trans-1,2-Dichloroethene	1.7		ug/m3	1.3	1.7	273845	09/14/21 23:18	09/14/21 23:18	GSG
MTBE	ND		ppbv	0.34	1.7	273845	09/14/21 23:18	09/14/21 23:18	GSG
MTBE	ND		ug/m3	1.2	1.7	273845	09/14/21 23:18	09/14/21 23:18	GSG
n-Hexane	2.3		ppbv	0.34	1.7	273845	09/14/21 23:18	09/14/21 23:18	GSG
n-Hexane	8.2		ug/m3	1.2	1.7	273845	09/14/21 23:18	09/14/21 23:18	GSG
1,1-Dichloroethane	ND		ppbv	0.34	1.7	273845	09/14/21 23:18	09/14/21 23:18	GSG
1,1-Dichloroethane	ND		ug/m3	1.4	1.7	273845	09/14/21 23:18	09/14/21 23:18	GSG
Vinyl Acetate	ND		ppbv	1.7	1.7	273845	09/14/21 23:18	09/14/21 23:18	GSG
Vinyl Acetate	ND		ug/m3	6.0	1.7	273845	09/14/21 23:18	09/14/21 23:18	GSG
cis-1,2-Dichloroethene	0.75		ppbv	0.34	1.7	273845	09/14/21 23:18	09/14/21 23:18	GSG
cis-1,2-Dichloroethene	3.0		ug/m3	1.3	1.7	273845	09/14/21 23:18	09/14/21 23:18	GSG
2-Butanone	2.3		ppbv	1.7	1.7	273845	09/14/21 23:18	09/14/21 23:18	GSG
2-Butanone	6.7		ug/m3	5.0	1.7	273845	09/14/21 23:18	09/14/21 23:18	GSG

Analysis Results for 450451

450451-003 Analyte	Result	Qual	Units	RL	DF	Batch	Prepared	Analyzed	Chemist
Chloroform	0.44		ppbv	0.34	1.7	273845	09/14/21 23:18	09/14/21 23:18	GSG
Chloroform	2.2		ug/m3	1.7	1.7	273845	09/14/21 23:18	09/14/21 23:18	GSG
1,1,1-Trichloroethane	ND		ppbv	0.34	1.7	273845	09/14/21 23:18	09/14/21 23:18	GSG
1,1,1-Trichloroethane	ND		ug/m3	1.9	1.7	273845	09/14/21 23:18	09/14/21 23:18	GSG
Carbon Tetrachloride	ND		ppbv	0.34	1.7	273845	09/14/21 23:18	09/14/21 23:18	GSG
Carbon Tetrachloride	ND		ug/m3	2.1	1.7	273845	09/14/21 23:18	09/14/21 23:18	GSG
Benzene	1.2		ppbv	0.34	1.7	273845	09/14/21 23:18	09/14/21 23:18	GSG
Benzene	3.9		ug/m3	1.1	1.7	273845	09/14/21 23:18	09/14/21 23:18	GSG
1,2-Dichloroethane	ND		ppbv	0.34	1.7	273845	09/14/21 23:18	09/14/21 23:18	GSG
1,2-Dichloroethane	ND		ug/m3	1.4	1.7	273845	09/14/21 23:18	09/14/21 23:18	GSG
Trichloroethene	4.3		ppbv	0.34	1.7	273845	09/14/21 23:18	09/14/21 23:18	GSG
Trichloroethene	23		ug/m3	1.8	1.7	273845	09/14/21 23:18	09/14/21 23:18	GSG
1,2-Dichloropropane	ND		ppbv	0.34	1.7	273845	09/14/21 23:18	09/14/21 23:18	GSG
1,2-Dichloropropane	ND		ug/m3	1.6	1.7	273845	09/14/21 23:18	09/14/21 23:18	GSG
Bromodichloromethane	ND		ppbv	0.34	1.7	273845	09/14/21 23:18	09/14/21 23:18	GSG
Bromodichloromethane	ND		ug/m3	2.3	1.7	273845	09/14/21 23:18	09/14/21 23:18	GSG
cis-1,3-Dichloropropene	ND		ppbv	0.34	1.7	273845	09/14/21 23:18	09/14/21 23:18	GSG
cis-1,3-Dichloropropene	ND		ug/m3	1.5	1.7	273845	09/14/21 23:18	09/14/21 23:18	GSG
4-Methyl-2-Pentanone	0.66		ppbv	0.34	1.7	273845	09/14/21 23:18	09/14/21 23:18	GSG
4-Methyl-2-Pentanone	2.7		ug/m3	1.4	1.7	273845	09/14/21 23:18	09/14/21 23:18	GSG
Toluene	0.89		ppbv	0.34	1.7	273845	09/14/21 23:18	09/14/21 23:18	GSG
Toluene	3.4		ug/m3	1.3	1.7	273845	09/14/21 23:18	09/14/21 23:18	GSG
trans-1,3-Dichloropropene	ND		ppbv	0.34	1.7	273845	09/14/21 23:18	09/14/21 23:18	GSG
trans-1,3-Dichloropropene	ND		ug/m3	1.5	1.7	273845	09/14/21 23:18	09/14/21 23:18	GSG
1,1,2-Trichloroethane	ND		ppbv	0.34	1.7	273845	09/14/21 23:18	09/14/21 23:18	GSG
1,1,2-Trichloroethane	ND		ug/m3	1.9	1.7	273845	09/14/21 23:18	09/14/21 23:18	GSG
Tetrachloroethene	0.77		ppbv	0.34	1.7	273845	09/14/21 23:18	09/14/21 23:18	GSG
Tetrachloroethene	5.2		ug/m3	2.3	1.7	273845	09/14/21 23:18	09/14/21 23:18	GSG
2-Hexanone	ND		ppbv	0.85	1.7	273845	09/14/21 23:18	09/14/21 23:18	GSG
2-Hexanone	ND		ug/m3	3.5	1.7	273845	09/14/21 23:18	09/14/21 23:18	GSG
Dibromochloromethane	ND		ppbv	0.34	1.7	273845	09/14/21 23:18	09/14/21 23:18	GSG
Dibromochloromethane	ND		ug/m3	2.9	1.7	273845	09/14/21 23:18	09/14/21 23:18	GSG
1,2-Dibromoethane	ND		ppbv	0.34	1.7	273845	09/14/21 23:18	09/14/21 23:18	GSG
1,2-Dibromoethane	ND		ug/m3	2.6	1.7	273845	09/14/21 23:18	09/14/21 23:18	GSG
Chlorobenzene	ND		ppbv	0.34	1.7	273845	09/14/21 23:18	09/14/21 23:18	GSG
Chlorobenzene	ND		ug/m3	1.6	1.7	273845	09/14/21 23:18	09/14/21 23:18	GSG
Ethylbenzene	ND		ppbv	0.34	1.7	273845	09/14/21 23:18	09/14/21 23:18	GSG
Ethylbenzene	ND		ug/m3	1.5	1.7	273845	09/14/21 23:18	09/14/21 23:18	GSG
m,p-Xylenes	ND		ppbv	0.68	1.7	273845	09/14/21 23:18	09/14/21 23:18	GSG
m,p-Xylenes	ND		ug/m3	3.0	1.7	273845	09/14/21 23:18	09/14/21 23:18	GSG
o-Xylene	ND		ppbv	0.34	1.7	273845	09/14/21 23:18	09/14/21 23:18	GSG
o-Xylene	ND		ug/m3	1.5	1.7	273845	09/14/21 23:18	09/14/21 23:18	GSG
Styrene	ND		ppbv	0.34	1.7	273845	09/14/21 23:18	09/14/21 23:18	GSG
Styrene	ND		ug/m3	1.4	1.7	273845	09/14/21 23:18	09/14/21 23:18	GSG
Bromoform	ND		ppbv	0.34	1.7	273845	09/14/21 23:18	09/14/21 23:18	GSG
Bromoform	ND		ug/m3	3.5	1.7	273845	09/14/21 23:18	09/14/21 23:18	GSG

Analysis Results for 450451

450451-003 Analyte	Result	Qual	Units	RL	DF	Batch	Prepared	Analyzed	Chemist
1,1,2,2-Tetrachloroethane	ND		ppbv	0.34	1.7	273845	09/14/21 23:18	09/14/21 23:18	GSG
1,1,2,2-Tetrachloroethane	ND		ug/m3	2.3	1.7	273845	09/14/21 23:18	09/14/21 23:18	GSG
1,1,1,2-Tetrachloroethane	ND		ppbv	0.34	1.7	273845	09/14/21 23:18	09/14/21 23:18	GSG
1,1,1,2-Tetrachloroethane	ND		ug/m3	2.3	1.7	273845	09/14/21 23:18	09/14/21 23:18	GSG
4-Ethyltoluene	ND		ppbv	0.34	1.7	273845	09/14/21 23:18	09/14/21 23:18	GSG
4-Ethyltoluene	ND		ug/m3	1.7	1.7	273845	09/14/21 23:18	09/14/21 23:18	GSG
1,3,5-Trimethylbenzene	ND		ppbv	0.34	1.7	273845	09/14/21 23:18	09/14/21 23:18	GSG
1,3,5-Trimethylbenzene	ND		ug/m3	1.7	1.7	273845	09/14/21 23:18	09/14/21 23:18	GSG
1,2,4-Trimethylbenzene	ND		ppbv	0.34	1.7	273845	09/14/21 23:18	09/14/21 23:18	GSG
1,2,4-Trimethylbenzene	ND		ug/m3	1.7	1.7	273845	09/14/21 23:18	09/14/21 23:18	GSG
1,3-Dichlorobenzene	ND		ppbv	0.34	1.7	273845	09/14/21 23:18	09/14/21 23:18	GSG
1,3-Dichlorobenzene	ND		ug/m3	2.0	1.7	273845	09/14/21 23:18	09/14/21 23:18	GSG
1,4-Dichlorobenzene	ND		ppbv	0.34	1.7	273845	09/14/21 23:18	09/14/21 23:18	GSG
1,4-Dichlorobenzene	ND		ug/m3	2.0	1.7	273845	09/14/21 23:18	09/14/21 23:18	GSG
Benzyl chloride	ND		ppbv	0.34	1.7	273845	09/14/21 23:18	09/14/21 23:18	GSG
Benzyl chloride	ND		ug/m3	1.8	1.7	273845	09/14/21 23:18	09/14/21 23:18	GSG
1,2-Dichlorobenzene	ND		ppbv	0.34	1.7	273845	09/14/21 23:18	09/14/21 23:18	GSG
1,2-Dichlorobenzene	ND		ug/m3	2.0	1.7	273845	09/14/21 23:18	09/14/21 23:18	GSG
1,2,4-Trichlorobenzene	ND		ppbv	0.34	1.7	273845	09/14/21 23:18	09/14/21 23:18	GSG
1,2,4-Trichlorobenzene	ND		ug/m3	2.5	1.7	273845	09/14/21 23:18	09/14/21 23:18	GSG
Hexachlorobutadiene	ND		ppbv	0.34	1.7	273845	09/14/21 23:18	09/14/21 23:18	GSG
Hexachlorobutadiene	ND		ug/m3	3.6	1.7	273845	09/14/21 23:18	09/14/21 23:18	GSG
Xylene (total)	ND		ppbv	0.34	1.7	273845	09/14/21 23:18	09/14/21 23:18	GSG
Xylene (total)	ND		ug/m3	1.5	1.7	273845	09/14/21 23:18	09/14/21 23:18	GSG
TIC:1,1-Difluoroethane	ND		ppbv		1.7	273845	09/14/21 23:18	09/14/21 23:18	GSG
TIC:1,1-Difluoroethane	ND		ug/m3		1.7	273845	09/14/21 23:18	09/14/21 23:18	GSG
Surrogates				Limits					
Bromofluorobenzene	104%		%REC	60-140	1.7	273845	09/14/21 23:18	09/14/21 23:18	GSG

Analysis Results for 450451

Sample ID: SV-2-15
Lab ID: 450451-004
Collected: 09/10/21 12:29
Matrix: Air

450451-004 Analyte	Result	Qual	Units	RL	DF	Batch	Prepared	Analyzed	Chemist
Method: EPA TO-15									
Prep Method: METHOD									
Freon 12	0.55		ppbv	0.36	1.8	273845	09/15/21 00:09	09/15/21 00:09	GSG
Freon 12	2.7		ug/m3	1.8	1.8	273845	09/15/21 00:09	09/15/21 00:09	GSG
Freon 114	ND		ppbv	0.36	1.8	273845	09/15/21 00:09	09/15/21 00:09	GSG
Freon 114	ND		ug/m3	2.5	1.8	273845	09/15/21 00:09	09/15/21 00:09	GSG
Chloromethane	0.71		ppbv	0.36	1.8	273845	09/15/21 00:09	09/15/21 00:09	GSG
Chloromethane	1.5		ug/m3	0.74	1.8	273845	09/15/21 00:09	09/15/21 00:09	GSG
Vinyl Chloride	ND		ppbv	0.36	1.8	273845	09/15/21 00:09	09/15/21 00:09	GSG
Vinyl Chloride	ND		ug/m3	0.92	1.8	273845	09/15/21 00:09	09/15/21 00:09	GSG
Bromomethane	ND		ppbv	0.36	1.8	273845	09/15/21 00:09	09/15/21 00:09	GSG
Bromomethane	ND		ug/m3	1.4	1.8	273845	09/15/21 00:09	09/15/21 00:09	GSG
Chloroethane	ND		ppbv	0.36	1.8	273845	09/15/21 00:09	09/15/21 00:09	GSG
Chloroethane	ND		ug/m3	0.95	1.8	273845	09/15/21 00:09	09/15/21 00:09	GSG
Trichlorofluoromethane	ND		ppbv	0.36	1.8	273845	09/15/21 00:09	09/15/21 00:09	GSG
Trichlorofluoromethane	ND		ug/m3	2.0	1.8	273845	09/15/21 00:09	09/15/21 00:09	GSG
1,1-Dichloroethene	ND		ppbv	0.36	1.8	273845	09/15/21 00:09	09/15/21 00:09	GSG
1,1-Dichloroethene	ND		ug/m3	1.4	1.8	273845	09/15/21 00:09	09/15/21 00:09	GSG
Freon 113	ND		ppbv	0.36	1.8	273845	09/15/21 00:09	09/15/21 00:09	GSG
Freon 113	ND		ug/m3	2.8	1.8	273845	09/15/21 00:09	09/15/21 00:09	GSG
Acetone	15		ppbv	1.8	1.8	273845	09/15/21 00:09	09/15/21 00:09	GSG
Acetone	35		ug/m3	4.3	1.8	273845	09/15/21 00:09	09/15/21 00:09	GSG
Carbon Disulfide	9.0		ppbv	0.36	1.8	273845	09/15/21 00:09	09/15/21 00:09	GSG
Carbon Disulfide	28		ug/m3	1.1	1.8	273845	09/15/21 00:09	09/15/21 00:09	GSG
Isopropanol (IPA)	3.7		ppbv	1.8	1.8	273845	09/15/21 00:09	09/15/21 00:09	GSG
Isopropanol (IPA)	9.0		ug/m3	4.4	1.8	273845	09/15/21 00:09	09/15/21 00:09	GSG
Methylene Chloride	1.3		ppbv	0.36	1.8	273845	09/15/21 00:09	09/15/21 00:09	GSG
Methylene Chloride	4.5		ug/m3	1.3	1.8	273845	09/15/21 00:09	09/15/21 00:09	GSG
trans-1,2-Dichloroethene	ND		ppbv	0.36	1.8	273845	09/15/21 00:09	09/15/21 00:09	GSG
trans-1,2-Dichloroethene	ND		ug/m3	1.4	1.8	273845	09/15/21 00:09	09/15/21 00:09	GSG
MTBE	ND		ppbv	0.36	1.8	273845	09/15/21 00:09	09/15/21 00:09	GSG
MTBE	ND		ug/m3	1.3	1.8	273845	09/15/21 00:09	09/15/21 00:09	GSG
n-Hexane	8.7		ppbv	0.36	1.8	273845	09/15/21 00:09	09/15/21 00:09	GSG
n-Hexane	31		ug/m3	1.3	1.8	273845	09/15/21 00:09	09/15/21 00:09	GSG
1,1-Dichloroethane	ND		ppbv	0.36	1.8	273845	09/15/21 00:09	09/15/21 00:09	GSG
1,1-Dichloroethane	ND		ug/m3	1.5	1.8	273845	09/15/21 00:09	09/15/21 00:09	GSG
Vinyl Acetate	ND		ppbv	1.8	1.8	273845	09/15/21 00:09	09/15/21 00:09	GSG
Vinyl Acetate	ND		ug/m3	6.3	1.8	273845	09/15/21 00:09	09/15/21 00:09	GSG
cis-1,2-Dichloroethene	ND		ppbv	0.36	1.8	273845	09/15/21 00:09	09/15/21 00:09	GSG
cis-1,2-Dichloroethene	ND		ug/m3	1.4	1.8	273845	09/15/21 00:09	09/15/21 00:09	GSG
2-Butanone	3.1		ppbv	1.8	1.8	273845	09/15/21 00:09	09/15/21 00:09	GSG
2-Butanone	9.0		ug/m3	5.3	1.8	273845	09/15/21 00:09	09/15/21 00:09	GSG

Analysis Results for 450451

450451-004 Analyte	Result	Qual	Units	RL	DF	Batch	Prepared	Analyzed	Chemist
Chloroform	ND		ppbv	0.36	1.8	273845	09/15/21 00:09	09/15/21 00:09	GSG
Chloroform	ND		ug/m3	1.8	1.8	273845	09/15/21 00:09	09/15/21 00:09	GSG
1,1,1-Trichloroethane	ND		ppbv	0.36	1.8	273845	09/15/21 00:09	09/15/21 00:09	GSG
1,1,1-Trichloroethane	ND		ug/m3	2.0	1.8	273845	09/15/21 00:09	09/15/21 00:09	GSG
Carbon Tetrachloride	ND		ppbv	0.36	1.8	273845	09/15/21 00:09	09/15/21 00:09	GSG
Carbon Tetrachloride	ND		ug/m3	2.3	1.8	273845	09/15/21 00:09	09/15/21 00:09	GSG
Benzene	2.0		ppbv	0.36	1.8	273845	09/15/21 00:09	09/15/21 00:09	GSG
Benzene	6.4		ug/m3	1.2	1.8	273845	09/15/21 00:09	09/15/21 00:09	GSG
1,2-Dichloroethane	ND		ppbv	0.36	1.8	273845	09/15/21 00:09	09/15/21 00:09	GSG
1,2-Dichloroethane	ND		ug/m3	1.5	1.8	273845	09/15/21 00:09	09/15/21 00:09	GSG
Trichloroethene	0.94		ppbv	0.36	1.8	273845	09/15/21 00:09	09/15/21 00:09	GSG
Trichloroethene	5.0		ug/m3	1.9	1.8	273845	09/15/21 00:09	09/15/21 00:09	GSG
1,2-Dichloropropane	ND		ppbv	0.36	1.8	273845	09/15/21 00:09	09/15/21 00:09	GSG
1,2-Dichloropropane	ND		ug/m3	1.7	1.8	273845	09/15/21 00:09	09/15/21 00:09	GSG
Bromodichloromethane	ND		ppbv	0.36	1.8	273845	09/15/21 00:09	09/15/21 00:09	GSG
Bromodichloromethane	ND		ug/m3	2.4	1.8	273845	09/15/21 00:09	09/15/21 00:09	GSG
cis-1,3-Dichloropropene	ND		ppbv	0.36	1.8	273845	09/15/21 00:09	09/15/21 00:09	GSG
cis-1,3-Dichloropropene	ND		ug/m3	1.6	1.8	273845	09/15/21 00:09	09/15/21 00:09	GSG
4-Methyl-2-Pentanone	0.98		ppbv	0.36	1.8	273845	09/15/21 00:09	09/15/21 00:09	GSG
4-Methyl-2-Pentanone	4.0		ug/m3	1.5	1.8	273845	09/15/21 00:09	09/15/21 00:09	GSG
Toluene	1.2		ppbv	0.36	1.8	273845	09/15/21 00:09	09/15/21 00:09	GSG
Toluene	4.7		ug/m3	1.4	1.8	273845	09/15/21 00:09	09/15/21 00:09	GSG
trans-1,3-Dichloropropene	ND		ppbv	0.36	1.8	273845	09/15/21 00:09	09/15/21 00:09	GSG
trans-1,3-Dichloropropene	ND		ug/m3	1.6	1.8	273845	09/15/21 00:09	09/15/21 00:09	GSG
1,1,2-Trichloroethane	ND		ppbv	0.36	1.8	273845	09/15/21 00:09	09/15/21 00:09	GSG
1,1,2-Trichloroethane	ND		ug/m3	2.0	1.8	273845	09/15/21 00:09	09/15/21 00:09	GSG
Tetrachloroethene	ND		ppbv	0.36	1.8	273845	09/15/21 00:09	09/15/21 00:09	GSG
Tetrachloroethene	ND		ug/m3	2.4	1.8	273845	09/15/21 00:09	09/15/21 00:09	GSG
2-Hexanone	ND		ppbv	0.90	1.8	273845	09/15/21 00:09	09/15/21 00:09	GSG
2-Hexanone	ND		ug/m3	3.7	1.8	273845	09/15/21 00:09	09/15/21 00:09	GSG
Dibromochloromethane	ND		ppbv	0.36	1.8	273845	09/15/21 00:09	09/15/21 00:09	GSG
Dibromochloromethane	ND		ug/m3	3.1	1.8	273845	09/15/21 00:09	09/15/21 00:09	GSG
1,2-Dibromoethane	ND		ppbv	0.36	1.8	273845	09/15/21 00:09	09/15/21 00:09	GSG
1,2-Dibromoethane	ND		ug/m3	2.8	1.8	273845	09/15/21 00:09	09/15/21 00:09	GSG
Chlorobenzene	ND		ppbv	0.36	1.8	273845	09/15/21 00:09	09/15/21 00:09	GSG
Chlorobenzene	ND		ug/m3	1.7	1.8	273845	09/15/21 00:09	09/15/21 00:09	GSG
Ethylbenzene	ND		ppbv	0.36	1.8	273845	09/15/21 00:09	09/15/21 00:09	GSG
Ethylbenzene	ND		ug/m3	1.6	1.8	273845	09/15/21 00:09	09/15/21 00:09	GSG
m,p-Xylenes	ND		ppbv	0.72	1.8	273845	09/15/21 00:09	09/15/21 00:09	GSG
m,p-Xylenes	ND		ug/m3	3.1	1.8	273845	09/15/21 00:09	09/15/21 00:09	GSG
o-Xylene	ND		ppbv	0.36	1.8	273845	09/15/21 00:09	09/15/21 00:09	GSG
o-Xylene	ND		ug/m3	1.6	1.8	273845	09/15/21 00:09	09/15/21 00:09	GSG
Styrene	ND		ppbv	0.36	1.8	273845	09/15/21 00:09	09/15/21 00:09	GSG
Styrene	ND		ug/m3	1.5	1.8	273845	09/15/21 00:09	09/15/21 00:09	GSG
Bromoform	ND		ppbv	0.36	1.8	273845	09/15/21 00:09	09/15/21 00:09	GSG
Bromoform	ND		ug/m3	3.7	1.8	273845	09/15/21 00:09	09/15/21 00:09	GSG

Analysis Results for 450451

450451-004 Analyte	Result	Qual	Units	RL	DF	Batch	Prepared	Analyzed	Chemist
1,1,2,2-Tetrachloroethane	ND		ppbv	0.36	1.8	273845	09/15/21 00:09	09/15/21 00:09	GSG
1,1,2,2-Tetrachloroethane	ND		ug/m3	2.5	1.8	273845	09/15/21 00:09	09/15/21 00:09	GSG
1,1,1,2-Tetrachloroethane	ND		ppbv	0.36	1.8	273845	09/15/21 00:09	09/15/21 00:09	GSG
1,1,1,2-Tetrachloroethane	ND		ug/m3	2.5	1.8	273845	09/15/21 00:09	09/15/21 00:09	GSG
4-Ethyltoluene	ND		ppbv	0.36	1.8	273845	09/15/21 00:09	09/15/21 00:09	GSG
4-Ethyltoluene	ND		ug/m3	1.8	1.8	273845	09/15/21 00:09	09/15/21 00:09	GSG
1,3,5-Trimethylbenzene	ND		ppbv	0.36	1.8	273845	09/15/21 00:09	09/15/21 00:09	GSG
1,3,5-Trimethylbenzene	ND		ug/m3	1.8	1.8	273845	09/15/21 00:09	09/15/21 00:09	GSG
1,2,4-Trimethylbenzene	1.2		ppbv	0.36	1.8	273845	09/15/21 00:09	09/15/21 00:09	GSG
1,2,4-Trimethylbenzene	5.9		ug/m3	1.8	1.8	273845	09/15/21 00:09	09/15/21 00:09	GSG
1,3-Dichlorobenzene	ND		ppbv	0.36	1.8	273845	09/15/21 00:09	09/15/21 00:09	GSG
1,3-Dichlorobenzene	ND		ug/m3	2.2	1.8	273845	09/15/21 00:09	09/15/21 00:09	GSG
1,4-Dichlorobenzene	ND		ppbv	0.36	1.8	273845	09/15/21 00:09	09/15/21 00:09	GSG
1,4-Dichlorobenzene	ND		ug/m3	2.2	1.8	273845	09/15/21 00:09	09/15/21 00:09	GSG
Benzyl chloride	ND		ppbv	0.36	1.8	273845	09/15/21 00:09	09/15/21 00:09	GSG
Benzyl chloride	ND		ug/m3	1.9	1.8	273845	09/15/21 00:09	09/15/21 00:09	GSG
1,2-Dichlorobenzene	ND		ppbv	0.36	1.8	273845	09/15/21 00:09	09/15/21 00:09	GSG
1,2-Dichlorobenzene	ND		ug/m3	2.2	1.8	273845	09/15/21 00:09	09/15/21 00:09	GSG
1,2,4-Trichlorobenzene	ND		ppbv	0.36	1.8	273845	09/15/21 00:09	09/15/21 00:09	GSG
1,2,4-Trichlorobenzene	ND		ug/m3	2.7	1.8	273845	09/15/21 00:09	09/15/21 00:09	GSG
Hexachlorobutadiene	ND		ppbv	0.36	1.8	273845	09/15/21 00:09	09/15/21 00:09	GSG
Hexachlorobutadiene	ND		ug/m3	3.8	1.8	273845	09/15/21 00:09	09/15/21 00:09	GSG
Xylene (total)	ND		ppbv	0.36	1.8	273845	09/15/21 00:09	09/15/21 00:09	GSG
Xylene (total)	ND		ug/m3	1.6	1.8	273845	09/15/21 00:09	09/15/21 00:09	GSG
TIC:1,1-Difluoroethane	ND		ppbv		1.8	273845	09/15/21 00:09	09/15/21 00:09	GSG
TIC:1,1-Difluoroethane	ND		ug/m3		1.8	273845	09/15/21 00:09	09/15/21 00:09	GSG
Surrogates				Limits					
Bromofluorobenzene	103%		%REC	60-140	1.8	273845	09/15/21 00:09	09/15/21 00:09	GSG

Analysis Results for 450451

Sample ID: SV-3-5
Lab ID: 450451-005
Collected: 09/10/21 13:05
Matrix: Air

450451-005 Analyte	Result	Qual	Units	RL	DF	Batch	Prepared	Analyzed	Chemist
Method: EPA TO-15									
Prep Method: METHOD									
Freon 12	0.52		ppbv	0.36	1.8	273845	09/15/21 01:00	09/15/21 01:00	GSG
Freon 12	2.6		ug/m3	1.8	1.8	273845	09/15/21 01:00	09/15/21 01:00	GSG
Freon 114	ND		ppbv	0.36	1.8	273845	09/15/21 01:00	09/15/21 01:00	GSG
Freon 114	ND		ug/m3	2.5	1.8	273845	09/15/21 01:00	09/15/21 01:00	GSG
Chloromethane	2.1		ppbv	0.36	1.8	273845	09/15/21 01:00	09/15/21 01:00	GSG
Chloromethane	4.3		ug/m3	0.74	1.8	273845	09/15/21 01:00	09/15/21 01:00	GSG
Vinyl Chloride	ND		ppbv	0.36	1.8	273845	09/15/21 01:00	09/15/21 01:00	GSG
Vinyl Chloride	ND		ug/m3	0.92	1.8	273845	09/15/21 01:00	09/15/21 01:00	GSG
Bromomethane	ND		ppbv	0.36	1.8	273845	09/15/21 01:00	09/15/21 01:00	GSG
Bromomethane	ND		ug/m3	1.4	1.8	273845	09/15/21 01:00	09/15/21 01:00	GSG
Chloroethane	ND		ppbv	0.36	1.8	273845	09/15/21 01:00	09/15/21 01:00	GSG
Chloroethane	ND		ug/m3	0.95	1.8	273845	09/15/21 01:00	09/15/21 01:00	GSG
Trichlorofluoromethane	ND		ppbv	0.36	1.8	273845	09/15/21 01:00	09/15/21 01:00	GSG
Trichlorofluoromethane	ND		ug/m3	2.0	1.8	273845	09/15/21 01:00	09/15/21 01:00	GSG
1,1-Dichloroethene	ND		ppbv	0.36	1.8	273845	09/15/21 01:00	09/15/21 01:00	GSG
1,1-Dichloroethene	ND		ug/m3	1.4	1.8	273845	09/15/21 01:00	09/15/21 01:00	GSG
Freon 113	ND		ppbv	0.36	1.8	273845	09/15/21 01:00	09/15/21 01:00	GSG
Freon 113	ND		ug/m3	2.8	1.8	273845	09/15/21 01:00	09/15/21 01:00	GSG
Acetone	19		ppbv	1.8	1.8	273845	09/15/21 01:00	09/15/21 01:00	GSG
Acetone	45		ug/m3	4.3	1.8	273845	09/15/21 01:00	09/15/21 01:00	GSG
Carbon Disulfide	1.6		ppbv	0.36	1.8	273845	09/15/21 01:00	09/15/21 01:00	GSG
Carbon Disulfide	4.8		ug/m3	1.1	1.8	273845	09/15/21 01:00	09/15/21 01:00	GSG
Isopropanol (IPA)	6.0		ppbv	1.8	1.8	273845	09/15/21 01:00	09/15/21 01:00	GSG
Isopropanol (IPA)	15		ug/m3	4.4	1.8	273845	09/15/21 01:00	09/15/21 01:00	GSG
Methylene Chloride	0.96		ppbv	0.36	1.8	273845	09/15/21 01:00	09/15/21 01:00	GSG
Methylene Chloride	3.3		ug/m3	1.3	1.8	273845	09/15/21 01:00	09/15/21 01:00	GSG
trans-1,2-Dichloroethene	ND		ppbv	0.36	1.8	273845	09/15/21 01:00	09/15/21 01:00	GSG
trans-1,2-Dichloroethene	ND		ug/m3	1.4	1.8	273845	09/15/21 01:00	09/15/21 01:00	GSG
MTBE	ND		ppbv	0.36	1.8	273845	09/15/21 01:00	09/15/21 01:00	GSG
MTBE	ND		ug/m3	1.3	1.8	273845	09/15/21 01:00	09/15/21 01:00	GSG
n-Hexane	1.9		ppbv	0.36	1.8	273845	09/15/21 01:00	09/15/21 01:00	GSG
n-Hexane	6.8		ug/m3	1.3	1.8	273845	09/15/21 01:00	09/15/21 01:00	GSG
1,1-Dichloroethane	ND		ppbv	0.36	1.8	273845	09/15/21 01:00	09/15/21 01:00	GSG
1,1-Dichloroethane	ND		ug/m3	1.5	1.8	273845	09/15/21 01:00	09/15/21 01:00	GSG
Vinyl Acetate	ND		ppbv	1.8	1.8	273845	09/15/21 01:00	09/15/21 01:00	GSG
Vinyl Acetate	ND		ug/m3	6.3	1.8	273845	09/15/21 01:00	09/15/21 01:00	GSG
cis-1,2-Dichloroethene	ND		ppbv	0.36	1.8	273845	09/15/21 01:00	09/15/21 01:00	GSG
cis-1,2-Dichloroethene	ND		ug/m3	1.4	1.8	273845	09/15/21 01:00	09/15/21 01:00	GSG
2-Butanone	3.5		ppbv	1.8	1.8	273845	09/15/21 01:00	09/15/21 01:00	GSG
2-Butanone	10		ug/m3	5.3	1.8	273845	09/15/21 01:00	09/15/21 01:00	GSG

Analysis Results for 450451

450451-005 Analyte	Result	Qual	Units	RL	DF	Batch	Prepared	Analyzed	Chemist
Chloroform	0.41		ppbv	0.36	1.8	273845	09/15/21 01:00	09/15/21 01:00	GSG
Chloroform	2.0		ug/m3	1.8	1.8	273845	09/15/21 01:00	09/15/21 01:00	GSG
1,1,1-Trichloroethane	ND		ppbv	0.36	1.8	273845	09/15/21 01:00	09/15/21 01:00	GSG
1,1,1-Trichloroethane	ND		ug/m3	2.0	1.8	273845	09/15/21 01:00	09/15/21 01:00	GSG
Carbon Tetrachloride	ND		ppbv	0.36	1.8	273845	09/15/21 01:00	09/15/21 01:00	GSG
Carbon Tetrachloride	ND		ug/m3	2.3	1.8	273845	09/15/21 01:00	09/15/21 01:00	GSG
Benzene	0.75		ppbv	0.36	1.8	273845	09/15/21 01:00	09/15/21 01:00	GSG
Benzene	2.4		ug/m3	1.2	1.8	273845	09/15/21 01:00	09/15/21 01:00	GSG
1,2-Dichloroethane	ND		ppbv	0.36	1.8	273845	09/15/21 01:00	09/15/21 01:00	GSG
1,2-Dichloroethane	ND		ug/m3	1.5	1.8	273845	09/15/21 01:00	09/15/21 01:00	GSG
Trichloroethene	39		ppbv	0.36	1.8	273845	09/15/21 01:00	09/15/21 01:00	GSG
Trichloroethene	210		ug/m3	1.9	1.8	273845	09/15/21 01:00	09/15/21 01:00	GSG
1,2-Dichloropropane	ND		ppbv	0.36	1.8	273845	09/15/21 01:00	09/15/21 01:00	GSG
1,2-Dichloropropane	ND		ug/m3	1.7	1.8	273845	09/15/21 01:00	09/15/21 01:00	GSG
Bromodichloromethane	ND		ppbv	0.36	1.8	273845	09/15/21 01:00	09/15/21 01:00	GSG
Bromodichloromethane	ND		ug/m3	2.4	1.8	273845	09/15/21 01:00	09/15/21 01:00	GSG
cis-1,3-Dichloropropene	ND		ppbv	0.36	1.8	273845	09/15/21 01:00	09/15/21 01:00	GSG
cis-1,3-Dichloropropene	ND		ug/m3	1.6	1.8	273845	09/15/21 01:00	09/15/21 01:00	GSG
4-Methyl-2-Pentanone	ND		ppbv	0.36	1.8	273845	09/15/21 01:00	09/15/21 01:00	GSG
4-Methyl-2-Pentanone	ND		ug/m3	1.5	1.8	273845	09/15/21 01:00	09/15/21 01:00	GSG
Toluene	1.2		ppbv	0.36	1.8	273845	09/15/21 01:00	09/15/21 01:00	GSG
Toluene	4.4		ug/m3	1.4	1.8	273845	09/15/21 01:00	09/15/21 01:00	GSG
trans-1,3-Dichloropropene	ND		ppbv	0.36	1.8	273845	09/15/21 01:00	09/15/21 01:00	GSG
trans-1,3-Dichloropropene	ND		ug/m3	1.6	1.8	273845	09/15/21 01:00	09/15/21 01:00	GSG
1,1,2-Trichloroethane	ND		ppbv	0.36	1.8	273845	09/15/21 01:00	09/15/21 01:00	GSG
1,1,2-Trichloroethane	ND		ug/m3	2.0	1.8	273845	09/15/21 01:00	09/15/21 01:00	GSG
Tetrachloroethene	3.2		ppbv	0.36	1.8	273845	09/15/21 01:00	09/15/21 01:00	GSG
Tetrachloroethene	22		ug/m3	2.4	1.8	273845	09/15/21 01:00	09/15/21 01:00	GSG
2-Hexanone	ND		ppbv	0.90	1.8	273845	09/15/21 01:00	09/15/21 01:00	GSG
2-Hexanone	ND		ug/m3	3.7	1.8	273845	09/15/21 01:00	09/15/21 01:00	GSG
Dibromochloromethane	ND		ppbv	0.36	1.8	273845	09/15/21 01:00	09/15/21 01:00	GSG
Dibromochloromethane	ND		ug/m3	3.1	1.8	273845	09/15/21 01:00	09/15/21 01:00	GSG
1,2-Dibromoethane	ND		ppbv	0.36	1.8	273845	09/15/21 01:00	09/15/21 01:00	GSG
1,2-Dibromoethane	ND		ug/m3	2.8	1.8	273845	09/15/21 01:00	09/15/21 01:00	GSG
Chlorobenzene	ND		ppbv	0.36	1.8	273845	09/15/21 01:00	09/15/21 01:00	GSG
Chlorobenzene	ND		ug/m3	1.7	1.8	273845	09/15/21 01:00	09/15/21 01:00	GSG
Ethylbenzene	ND		ppbv	0.36	1.8	273845	09/15/21 01:00	09/15/21 01:00	GSG
Ethylbenzene	ND		ug/m3	1.6	1.8	273845	09/15/21 01:00	09/15/21 01:00	GSG
m,p-Xylenes	ND		ppbv	0.72	1.8	273845	09/15/21 01:00	09/15/21 01:00	GSG
m,p-Xylenes	ND		ug/m3	3.1	1.8	273845	09/15/21 01:00	09/15/21 01:00	GSG
o-Xylene	ND		ppbv	0.36	1.8	273845	09/15/21 01:00	09/15/21 01:00	GSG
o-Xylene	ND		ug/m3	1.6	1.8	273845	09/15/21 01:00	09/15/21 01:00	GSG
Styrene	ND		ppbv	0.36	1.8	273845	09/15/21 01:00	09/15/21 01:00	GSG
Styrene	ND		ug/m3	1.5	1.8	273845	09/15/21 01:00	09/15/21 01:00	GSG
Bromoform	ND		ppbv	0.36	1.8	273845	09/15/21 01:00	09/15/21 01:00	GSG
Bromoform	ND		ug/m3	3.7	1.8	273845	09/15/21 01:00	09/15/21 01:00	GSG

Analysis Results for 450451

450451-005 Analyte	Result	Qual	Units	RL	DF	Batch	Prepared	Analyzed	Chemist
1,1,2,2-Tetrachloroethane	ND		ppbv	0.36	1.8	273845	09/15/21 01:00	09/15/21 01:00	GSG
1,1,2,2-Tetrachloroethane	ND		ug/m3	2.5	1.8	273845	09/15/21 01:00	09/15/21 01:00	GSG
1,1,1,2-Tetrachloroethane	ND		ppbv	0.36	1.8	273845	09/15/21 01:00	09/15/21 01:00	GSG
1,1,1,2-Tetrachloroethane	ND		ug/m3	2.5	1.8	273845	09/15/21 01:00	09/15/21 01:00	GSG
4-Ethyltoluene	ND		ppbv	0.36	1.8	273845	09/15/21 01:00	09/15/21 01:00	GSG
4-Ethyltoluene	ND		ug/m3	1.8	1.8	273845	09/15/21 01:00	09/15/21 01:00	GSG
1,3,5-Trimethylbenzene	ND		ppbv	0.36	1.8	273845	09/15/21 01:00	09/15/21 01:00	GSG
1,3,5-Trimethylbenzene	ND		ug/m3	1.8	1.8	273845	09/15/21 01:00	09/15/21 01:00	GSG
1,2,4-Trimethylbenzene	ND		ppbv	0.36	1.8	273845	09/15/21 01:00	09/15/21 01:00	GSG
1,2,4-Trimethylbenzene	ND		ug/m3	1.8	1.8	273845	09/15/21 01:00	09/15/21 01:00	GSG
1,3-Dichlorobenzene	ND		ppbv	0.36	1.8	273845	09/15/21 01:00	09/15/21 01:00	GSG
1,3-Dichlorobenzene	ND		ug/m3	2.2	1.8	273845	09/15/21 01:00	09/15/21 01:00	GSG
1,4-Dichlorobenzene	ND		ppbv	0.36	1.8	273845	09/15/21 01:00	09/15/21 01:00	GSG
1,4-Dichlorobenzene	ND		ug/m3	2.2	1.8	273845	09/15/21 01:00	09/15/21 01:00	GSG
Benzyl chloride	ND		ppbv	0.36	1.8	273845	09/15/21 01:00	09/15/21 01:00	GSG
Benzyl chloride	ND		ug/m3	1.9	1.8	273845	09/15/21 01:00	09/15/21 01:00	GSG
1,2-Dichlorobenzene	ND		ppbv	0.36	1.8	273845	09/15/21 01:00	09/15/21 01:00	GSG
1,2-Dichlorobenzene	ND		ug/m3	2.2	1.8	273845	09/15/21 01:00	09/15/21 01:00	GSG
1,2,4-Trichlorobenzene	ND		ppbv	0.36	1.8	273845	09/15/21 01:00	09/15/21 01:00	GSG
1,2,4-Trichlorobenzene	ND		ug/m3	2.7	1.8	273845	09/15/21 01:00	09/15/21 01:00	GSG
Hexachlorobutadiene	ND		ppbv	0.36	1.8	273845	09/15/21 01:00	09/15/21 01:00	GSG
Hexachlorobutadiene	ND		ug/m3	3.8	1.8	273845	09/15/21 01:00	09/15/21 01:00	GSG
Xylene (total)	ND		ppbv	0.36	1.8	273845	09/15/21 01:00	09/15/21 01:00	GSG
Xylene (total)	ND		ug/m3	1.6	1.8	273845	09/15/21 01:00	09/15/21 01:00	GSG
TIC:1,1-Difluoroethane	ND		ppbv		1.8	273845	09/15/21 01:00	09/15/21 01:00	GSG
TIC:1,1-Difluoroethane	ND		ug/m3		1.8	273845	09/15/21 01:00	09/15/21 01:00	GSG
Surrogates				Limits					
Bromofluorobenzene	89%		%REC	60-140	1.8	273845	09/15/21 01:00	09/15/21 01:00	GSG

Analysis Results for 450451

Sample ID: SV-4-5
Lab ID: 450451-006
Collected: 09/10/21 13:56
Matrix: Air

450451-006 Analyte	Result	Qual	Units	RL	DF	Batch	Prepared	Analyzed	Chemist
Method: EPA TO-15									
Prep Method: METHOD									
Freon 12	0.51		ppbv	0.34	1.7	273845	09/15/21 01:51	09/15/21 01:51	GSG
Freon 12	2.5		ug/m3	1.7	1.7	273845	09/15/21 01:51	09/15/21 01:51	GSG
Freon 114	ND		ppbv	0.34	1.7	273845	09/15/21 01:51	09/15/21 01:51	GSG
Freon 114	ND		ug/m3	2.4	1.7	273845	09/15/21 01:51	09/15/21 01:51	GSG
Chloromethane	ND		ppbv	0.34	1.7	273845	09/15/21 01:51	09/15/21 01:51	GSG
Chloromethane	ND		ug/m3	0.70	1.7	273845	09/15/21 01:51	09/15/21 01:51	GSG
Vinyl Chloride	ND		ppbv	0.34	1.7	273845	09/15/21 01:51	09/15/21 01:51	GSG
Vinyl Chloride	ND		ug/m3	0.87	1.7	273845	09/15/21 01:51	09/15/21 01:51	GSG
Bromomethane	ND		ppbv	0.34	1.7	273845	09/15/21 01:51	09/15/21 01:51	GSG
Bromomethane	ND		ug/m3	1.3	1.7	273845	09/15/21 01:51	09/15/21 01:51	GSG
Chloroethane	ND		ppbv	0.34	1.7	273845	09/15/21 01:51	09/15/21 01:51	GSG
Chloroethane	ND		ug/m3	0.90	1.7	273845	09/15/21 01:51	09/15/21 01:51	GSG
Trichlorofluoromethane	ND		ppbv	0.34	1.7	273845	09/15/21 01:51	09/15/21 01:51	GSG
Trichlorofluoromethane	ND		ug/m3	1.9	1.7	273845	09/15/21 01:51	09/15/21 01:51	GSG
1,1-Dichloroethene	ND		ppbv	0.34	1.7	273845	09/15/21 01:51	09/15/21 01:51	GSG
1,1-Dichloroethene	ND		ug/m3	1.3	1.7	273845	09/15/21 01:51	09/15/21 01:51	GSG
Freon 113	ND		ppbv	0.34	1.7	273845	09/15/21 01:51	09/15/21 01:51	GSG
Freon 113	ND		ug/m3	2.6	1.7	273845	09/15/21 01:51	09/15/21 01:51	GSG
Acetone	9.1		ppbv	1.7	1.7	273845	09/15/21 01:51	09/15/21 01:51	GSG
Acetone	22		ug/m3	4.0	1.7	273845	09/15/21 01:51	09/15/21 01:51	GSG
Carbon Disulfide	0.58		ppbv	0.34	1.7	273845	09/15/21 01:51	09/15/21 01:51	GSG
Carbon Disulfide	1.8		ug/m3	1.1	1.7	273845	09/15/21 01:51	09/15/21 01:51	GSG
Isopropanol (IPA)	3.8		ppbv	1.7	1.7	273845	09/15/21 01:51	09/15/21 01:51	GSG
Isopropanol (IPA)	9.3		ug/m3	4.2	1.7	273845	09/15/21 01:51	09/15/21 01:51	GSG
Methylene Chloride	2.0		ppbv	0.34	1.7	273845	09/15/21 01:51	09/15/21 01:51	GSG
Methylene Chloride	6.8		ug/m3	1.2	1.7	273845	09/15/21 01:51	09/15/21 01:51	GSG
trans-1,2-Dichloroethene	ND		ppbv	0.34	1.7	273845	09/15/21 01:51	09/15/21 01:51	GSG
trans-1,2-Dichloroethene	ND		ug/m3	1.3	1.7	273845	09/15/21 01:51	09/15/21 01:51	GSG
MTBE	ND		ppbv	0.34	1.7	273845	09/15/21 01:51	09/15/21 01:51	GSG
MTBE	ND		ug/m3	1.2	1.7	273845	09/15/21 01:51	09/15/21 01:51	GSG
n-Hexane	0.86		ppbv	0.34	1.7	273845	09/15/21 01:51	09/15/21 01:51	GSG
n-Hexane	3.0		ug/m3	1.2	1.7	273845	09/15/21 01:51	09/15/21 01:51	GSG
1,1-Dichloroethane	ND		ppbv	0.34	1.7	273845	09/15/21 01:51	09/15/21 01:51	GSG
1,1-Dichloroethane	ND		ug/m3	1.4	1.7	273845	09/15/21 01:51	09/15/21 01:51	GSG
Vinyl Acetate	ND		ppbv	1.7	1.7	273845	09/15/21 01:51	09/15/21 01:51	GSG
Vinyl Acetate	ND		ug/m3	6.0	1.7	273845	09/15/21 01:51	09/15/21 01:51	GSG
cis-1,2-Dichloroethene	ND		ppbv	0.34	1.7	273845	09/15/21 01:51	09/15/21 01:51	GSG
cis-1,2-Dichloroethene	ND		ug/m3	1.3	1.7	273845	09/15/21 01:51	09/15/21 01:51	GSG
2-Butanone	ND		ppbv	1.7	1.7	273845	09/15/21 01:51	09/15/21 01:51	GSG
2-Butanone	ND		ug/m3	5.0	1.7	273845	09/15/21 01:51	09/15/21 01:51	GSG

Analysis Results for 450451

450451-006 Analyte	Result	Qual	Units	RL	DF	Batch	Prepared	Analyzed	Chemist
Chloroform	ND		ppbv	0.34	1.7	273845	09/15/21 01:51	09/15/21 01:51	GSG
Chloroform	ND		ug/m3	1.7	1.7	273845	09/15/21 01:51	09/15/21 01:51	GSG
1,1,1-Trichloroethane	ND		ppbv	0.34	1.7	273845	09/15/21 01:51	09/15/21 01:51	GSG
1,1,1-Trichloroethane	ND		ug/m3	1.9	1.7	273845	09/15/21 01:51	09/15/21 01:51	GSG
Carbon Tetrachloride	ND		ppbv	0.34	1.7	273845	09/15/21 01:51	09/15/21 01:51	GSG
Carbon Tetrachloride	ND		ug/m3	2.1	1.7	273845	09/15/21 01:51	09/15/21 01:51	GSG
Benzene	0.47		ppbv	0.34	1.7	273845	09/15/21 01:51	09/15/21 01:51	GSG
Benzene	1.5		ug/m3	1.1	1.7	273845	09/15/21 01:51	09/15/21 01:51	GSG
1,2-Dichloroethane	ND		ppbv	0.34	1.7	273845	09/15/21 01:51	09/15/21 01:51	GSG
1,2-Dichloroethane	ND		ug/m3	1.4	1.7	273845	09/15/21 01:51	09/15/21 01:51	GSG
Trichloroethene	ND		ppbv	0.34	1.7	273845	09/15/21 01:51	09/15/21 01:51	GSG
Trichloroethene	ND		ug/m3	1.8	1.7	273845	09/15/21 01:51	09/15/21 01:51	GSG
1,2-Dichloropropane	ND		ppbv	0.34	1.7	273845	09/15/21 01:51	09/15/21 01:51	GSG
1,2-Dichloropropane	ND		ug/m3	1.6	1.7	273845	09/15/21 01:51	09/15/21 01:51	GSG
Bromodichloromethane	ND		ppbv	0.34	1.7	273845	09/15/21 01:51	09/15/21 01:51	GSG
Bromodichloromethane	ND		ug/m3	2.3	1.7	273845	09/15/21 01:51	09/15/21 01:51	GSG
cis-1,3-Dichloropropene	ND		ppbv	0.34	1.7	273845	09/15/21 01:51	09/15/21 01:51	GSG
cis-1,3-Dichloropropene	ND		ug/m3	1.5	1.7	273845	09/15/21 01:51	09/15/21 01:51	GSG
4-Methyl-2-Pentanone	ND		ppbv	0.34	1.7	273845	09/15/21 01:51	09/15/21 01:51	GSG
4-Methyl-2-Pentanone	ND		ug/m3	1.4	1.7	273845	09/15/21 01:51	09/15/21 01:51	GSG
Toluene	0.47		ppbv	0.34	1.7	273845	09/15/21 01:51	09/15/21 01:51	GSG
Toluene	1.8		ug/m3	1.3	1.7	273845	09/15/21 01:51	09/15/21 01:51	GSG
trans-1,3-Dichloropropene	ND		ppbv	0.34	1.7	273845	09/15/21 01:51	09/15/21 01:51	GSG
trans-1,3-Dichloropropene	ND		ug/m3	1.5	1.7	273845	09/15/21 01:51	09/15/21 01:51	GSG
1,1,2-Trichloroethane	ND		ppbv	0.34	1.7	273845	09/15/21 01:51	09/15/21 01:51	GSG
1,1,2-Trichloroethane	ND		ug/m3	1.9	1.7	273845	09/15/21 01:51	09/15/21 01:51	GSG
Tetrachloroethene	0.67		ppbv	0.34	1.7	273845	09/15/21 01:51	09/15/21 01:51	GSG
Tetrachloroethene	4.5		ug/m3	2.3	1.7	273845	09/15/21 01:51	09/15/21 01:51	GSG
2-Hexanone	ND		ppbv	0.85	1.7	273845	09/15/21 01:51	09/15/21 01:51	GSG
2-Hexanone	ND		ug/m3	3.5	1.7	273845	09/15/21 01:51	09/15/21 01:51	GSG
Dibromochloromethane	ND		ppbv	0.34	1.7	273845	09/15/21 01:51	09/15/21 01:51	GSG
Dibromochloromethane	ND		ug/m3	2.9	1.7	273845	09/15/21 01:51	09/15/21 01:51	GSG
1,2-Dibromoethane	ND		ppbv	0.34	1.7	273845	09/15/21 01:51	09/15/21 01:51	GSG
1,2-Dibromoethane	ND		ug/m3	2.6	1.7	273845	09/15/21 01:51	09/15/21 01:51	GSG
Chlorobenzene	ND		ppbv	0.34	1.7	273845	09/15/21 01:51	09/15/21 01:51	GSG
Chlorobenzene	ND		ug/m3	1.6	1.7	273845	09/15/21 01:51	09/15/21 01:51	GSG
Ethylbenzene	ND		ppbv	0.34	1.7	273845	09/15/21 01:51	09/15/21 01:51	GSG
Ethylbenzene	ND		ug/m3	1.5	1.7	273845	09/15/21 01:51	09/15/21 01:51	GSG
m,p-Xylenes	ND		ppbv	0.68	1.7	273845	09/15/21 01:51	09/15/21 01:51	GSG
m,p-Xylenes	ND		ug/m3	3.0	1.7	273845	09/15/21 01:51	09/15/21 01:51	GSG
o-Xylene	ND		ppbv	0.34	1.7	273845	09/15/21 01:51	09/15/21 01:51	GSG
o-Xylene	ND		ug/m3	1.5	1.7	273845	09/15/21 01:51	09/15/21 01:51	GSG
Styrene	ND		ppbv	0.34	1.7	273845	09/15/21 01:51	09/15/21 01:51	GSG
Styrene	ND		ug/m3	1.4	1.7	273845	09/15/21 01:51	09/15/21 01:51	GSG
Bromoform	ND		ppbv	0.34	1.7	273845	09/15/21 01:51	09/15/21 01:51	GSG
Bromoform	ND		ug/m3	3.5	1.7	273845	09/15/21 01:51	09/15/21 01:51	GSG

Analysis Results for 450451

450451-006 Analyte	Result	Qual	Units	RL	DF	Batch	Prepared	Analyzed	Chemist
1,1,2,2-Tetrachloroethane	ND		ppbv	0.34	1.7	273845	09/15/21 01:51	09/15/21 01:51	GSG
1,1,2,2-Tetrachloroethane	ND		ug/m3	2.3	1.7	273845	09/15/21 01:51	09/15/21 01:51	GSG
1,1,1,2-Tetrachloroethane	ND		ppbv	0.34	1.7	273845	09/15/21 01:51	09/15/21 01:51	GSG
1,1,1,2-Tetrachloroethane	ND		ug/m3	2.3	1.7	273845	09/15/21 01:51	09/15/21 01:51	GSG
4-Ethyltoluene	ND		ppbv	0.34	1.7	273845	09/15/21 01:51	09/15/21 01:51	GSG
4-Ethyltoluene	ND		ug/m3	1.7	1.7	273845	09/15/21 01:51	09/15/21 01:51	GSG
1,3,5-Trimethylbenzene	ND		ppbv	0.34	1.7	273845	09/15/21 01:51	09/15/21 01:51	GSG
1,3,5-Trimethylbenzene	ND		ug/m3	1.7	1.7	273845	09/15/21 01:51	09/15/21 01:51	GSG
1,2,4-Trimethylbenzene	ND		ppbv	0.34	1.7	273845	09/15/21 01:51	09/15/21 01:51	GSG
1,2,4-Trimethylbenzene	ND		ug/m3	1.7	1.7	273845	09/15/21 01:51	09/15/21 01:51	GSG
1,3-Dichlorobenzene	ND		ppbv	0.34	1.7	273845	09/15/21 01:51	09/15/21 01:51	GSG
1,3-Dichlorobenzene	ND		ug/m3	2.0	1.7	273845	09/15/21 01:51	09/15/21 01:51	GSG
1,4-Dichlorobenzene	ND		ppbv	0.34	1.7	273845	09/15/21 01:51	09/15/21 01:51	GSG
1,4-Dichlorobenzene	ND		ug/m3	2.0	1.7	273845	09/15/21 01:51	09/15/21 01:51	GSG
Benzyl chloride	ND		ppbv	0.34	1.7	273845	09/15/21 01:51	09/15/21 01:51	GSG
Benzyl chloride	ND		ug/m3	1.8	1.7	273845	09/15/21 01:51	09/15/21 01:51	GSG
1,2-Dichlorobenzene	ND		ppbv	0.34	1.7	273845	09/15/21 01:51	09/15/21 01:51	GSG
1,2-Dichlorobenzene	ND		ug/m3	2.0	1.7	273845	09/15/21 01:51	09/15/21 01:51	GSG
1,2,4-Trichlorobenzene	ND		ppbv	0.34	1.7	273845	09/15/21 01:51	09/15/21 01:51	GSG
1,2,4-Trichlorobenzene	ND		ug/m3	2.5	1.7	273845	09/15/21 01:51	09/15/21 01:51	GSG
Hexachlorobutadiene	ND		ppbv	0.34	1.7	273845	09/15/21 01:51	09/15/21 01:51	GSG
Hexachlorobutadiene	ND		ug/m3	3.6	1.7	273845	09/15/21 01:51	09/15/21 01:51	GSG
Xylene (total)	ND		ppbv	0.34	1.7	273845	09/15/21 01:51	09/15/21 01:51	GSG
Xylene (total)	ND		ug/m3	1.5	1.7	273845	09/15/21 01:51	09/15/21 01:51	GSG
TIC:1,1-Difluoroethane	ND		ppbv		1.7	273845	09/15/21 01:51	09/15/21 01:51	GSG
TIC:1,1-Difluoroethane	ND		ug/m3		1.7	273845	09/15/21 01:51	09/15/21 01:51	GSG
Surrogates				Limits					
Bromofluorobenzene	89%		%REC	60-140	1.7	273845	09/15/21 01:51	09/15/21 01:51	GSG

Analysis Results for 450451

Sample ID: SV-4-5-DUP

Lab ID: 450451-007

Collected: 09/10/21 14:06

Matrix: Air

450451-007 Analyte	Result	Qual	Units	RL	DF	Batch	Prepared	Analyzed	Chemist
Method: EPA TO-15									
Prep Method: METHOD									
Freon 12	0.51		ppbv	0.32	1.6	273845	09/15/21 02:42	09/15/21 02:42	GSG
Freon 12	2.5		ug/m3	1.6	1.6	273845	09/15/21 02:42	09/15/21 02:42	GSG
Freon 114	ND		ppbv	0.32	1.6	273845	09/15/21 02:42	09/15/21 02:42	GSG
Freon 114	ND		ug/m3	2.2	1.6	273845	09/15/21 02:42	09/15/21 02:42	GSG
Chloromethane	ND		ppbv	0.32	1.6	273845	09/15/21 02:42	09/15/21 02:42	GSG
Chloromethane	ND		ug/m3	0.66	1.6	273845	09/15/21 02:42	09/15/21 02:42	GSG
Vinyl Chloride	ND		ppbv	0.32	1.6	273845	09/15/21 02:42	09/15/21 02:42	GSG
Vinyl Chloride	ND		ug/m3	0.82	1.6	273845	09/15/21 02:42	09/15/21 02:42	GSG
Bromomethane	ND		ppbv	0.32	1.6	273845	09/15/21 02:42	09/15/21 02:42	GSG
Bromomethane	ND		ug/m3	1.2	1.6	273845	09/15/21 02:42	09/15/21 02:42	GSG
Chloroethane	ND		ppbv	0.32	1.6	273845	09/15/21 02:42	09/15/21 02:42	GSG
Chloroethane	ND		ug/m3	0.84	1.6	273845	09/15/21 02:42	09/15/21 02:42	GSG
Trichlorofluoromethane	ND		ppbv	0.32	1.6	273845	09/15/21 02:42	09/15/21 02:42	GSG
Trichlorofluoromethane	ND		ug/m3	1.8	1.6	273845	09/15/21 02:42	09/15/21 02:42	GSG
1,1-Dichloroethene	ND		ppbv	0.32	1.6	273845	09/15/21 02:42	09/15/21 02:42	GSG
1,1-Dichloroethene	ND		ug/m3	1.3	1.6	273845	09/15/21 02:42	09/15/21 02:42	GSG
Freon 113	ND		ppbv	0.32	1.6	273845	09/15/21 02:42	09/15/21 02:42	GSG
Freon 113	ND		ug/m3	2.5	1.6	273845	09/15/21 02:42	09/15/21 02:42	GSG
Acetone	6.1		ppbv	1.6	1.6	273845	09/15/21 02:42	09/15/21 02:42	GSG
Acetone	15		ug/m3	3.8	1.6	273845	09/15/21 02:42	09/15/21 02:42	GSG
Carbon Disulfide	0.54		ppbv	0.32	1.6	273845	09/15/21 02:42	09/15/21 02:42	GSG
Carbon Disulfide	1.7		ug/m3	1.0	1.6	273845	09/15/21 02:42	09/15/21 02:42	GSG
Isopropanol (IPA)	1.8		ppbv	1.6	1.6	273845	09/15/21 02:42	09/15/21 02:42	GSG
Isopropanol (IPA)	4.3		ug/m3	3.9	1.6	273845	09/15/21 02:42	09/15/21 02:42	GSG
Methylene Chloride	ND		ppbv	0.32	1.6	273845	09/15/21 02:42	09/15/21 02:42	GSG
Methylene Chloride	ND		ug/m3	1.1	1.6	273845	09/15/21 02:42	09/15/21 02:42	GSG
trans-1,2-Dichloroethene	ND		ppbv	0.32	1.6	273845	09/15/21 02:42	09/15/21 02:42	GSG
trans-1,2-Dichloroethene	ND		ug/m3	1.3	1.6	273845	09/15/21 02:42	09/15/21 02:42	GSG
MTBE	ND		ppbv	0.32	1.6	273845	09/15/21 02:42	09/15/21 02:42	GSG
MTBE	ND		ug/m3	1.2	1.6	273845	09/15/21 02:42	09/15/21 02:42	GSG
n-Hexane	0.67		ppbv	0.32	1.6	273845	09/15/21 02:42	09/15/21 02:42	GSG
n-Hexane	2.4		ug/m3	1.1	1.6	273845	09/15/21 02:42	09/15/21 02:42	GSG
1,1-Dichloroethane	ND		ppbv	0.32	1.6	273845	09/15/21 02:42	09/15/21 02:42	GSG
1,1-Dichloroethane	ND		ug/m3	1.3	1.6	273845	09/15/21 02:42	09/15/21 02:42	GSG
Vinyl Acetate	ND		ppbv	1.6	1.6	273845	09/15/21 02:42	09/15/21 02:42	GSG
Vinyl Acetate	ND		ug/m3	5.6	1.6	273845	09/15/21 02:42	09/15/21 02:42	GSG
cis-1,2-Dichloroethene	ND		ppbv	0.32	1.6	273845	09/15/21 02:42	09/15/21 02:42	GSG
cis-1,2-Dichloroethene	ND		ug/m3	1.3	1.6	273845	09/15/21 02:42	09/15/21 02:42	GSG
2-Butanone	ND		ppbv	1.6	1.6	273845	09/15/21 02:42	09/15/21 02:42	GSG
2-Butanone	ND		ug/m3	4.7	1.6	273845	09/15/21 02:42	09/15/21 02:42	GSG

Analysis Results for 450451

450451-007 Analyte	Result	Qual	Units	RL	DF	Batch	Prepared	Analyzed	Chemist
Chloroform	0.32		ppbv	0.32	1.6	273845	09/15/21 02:42	09/15/21 02:42	GSG
Chloroform	1.6		ug/m3	1.6	1.6	273845	09/15/21 02:42	09/15/21 02:42	GSG
1,1,1-Trichloroethane	ND		ppbv	0.32	1.6	273845	09/15/21 02:42	09/15/21 02:42	GSG
1,1,1-Trichloroethane	ND		ug/m3	1.7	1.6	273845	09/15/21 02:42	09/15/21 02:42	GSG
Carbon Tetrachloride	ND		ppbv	0.32	1.6	273845	09/15/21 02:42	09/15/21 02:42	GSG
Carbon Tetrachloride	ND		ug/m3	2.0	1.6	273845	09/15/21 02:42	09/15/21 02:42	GSG
Benzene	0.40		ppbv	0.32	1.6	273845	09/15/21 02:42	09/15/21 02:42	GSG
Benzene	1.3		ug/m3	1.0	1.6	273845	09/15/21 02:42	09/15/21 02:42	GSG
1,2-Dichloroethane	ND		ppbv	0.32	1.6	273845	09/15/21 02:42	09/15/21 02:42	GSG
1,2-Dichloroethane	ND		ug/m3	1.3	1.6	273845	09/15/21 02:42	09/15/21 02:42	GSG
Trichloroethene	ND		ppbv	0.32	1.6	273845	09/15/21 02:42	09/15/21 02:42	GSG
Trichloroethene	ND		ug/m3	1.7	1.6	273845	09/15/21 02:42	09/15/21 02:42	GSG
1,2-Dichloropropane	ND		ppbv	0.32	1.6	273845	09/15/21 02:42	09/15/21 02:42	GSG
1,2-Dichloropropane	ND		ug/m3	1.5	1.6	273845	09/15/21 02:42	09/15/21 02:42	GSG
Bromodichloromethane	ND		ppbv	0.32	1.6	273845	09/15/21 02:42	09/15/21 02:42	GSG
Bromodichloromethane	ND		ug/m3	2.1	1.6	273845	09/15/21 02:42	09/15/21 02:42	GSG
cis-1,3-Dichloropropene	ND		ppbv	0.32	1.6	273845	09/15/21 02:42	09/15/21 02:42	GSG
cis-1,3-Dichloropropene	ND		ug/m3	1.5	1.6	273845	09/15/21 02:42	09/15/21 02:42	GSG
4-Methyl-2-Pentanone	ND		ppbv	0.32	1.6	273845	09/15/21 02:42	09/15/21 02:42	GSG
4-Methyl-2-Pentanone	ND		ug/m3	1.3	1.6	273845	09/15/21 02:42	09/15/21 02:42	GSG
Toluene	0.32		ppbv	0.32	1.6	273845	09/15/21 02:42	09/15/21 02:42	GSG
Toluene	1.2		ug/m3	1.2	1.6	273845	09/15/21 02:42	09/15/21 02:42	GSG
trans-1,3-Dichloropropene	ND		ppbv	0.32	1.6	273845	09/15/21 02:42	09/15/21 02:42	GSG
trans-1,3-Dichloropropene	ND		ug/m3	1.5	1.6	273845	09/15/21 02:42	09/15/21 02:42	GSG
1,1,2-Trichloroethane	ND		ppbv	0.32	1.6	273845	09/15/21 02:42	09/15/21 02:42	GSG
1,1,2-Trichloroethane	ND		ug/m3	1.7	1.6	273845	09/15/21 02:42	09/15/21 02:42	GSG
Tetrachloroethene	ND		ppbv	0.32	1.6	273845	09/15/21 02:42	09/15/21 02:42	GSG
Tetrachloroethene	ND		ug/m3	2.2	1.6	273845	09/15/21 02:42	09/15/21 02:42	GSG
2-Hexanone	ND		ppbv	0.80	1.6	273845	09/15/21 02:42	09/15/21 02:42	GSG
2-Hexanone	ND		ug/m3	3.3	1.6	273845	09/15/21 02:42	09/15/21 02:42	GSG
Dibromochloromethane	ND		ppbv	0.32	1.6	273845	09/15/21 02:42	09/15/21 02:42	GSG
Dibromochloromethane	ND		ug/m3	2.7	1.6	273845	09/15/21 02:42	09/15/21 02:42	GSG
1,2-Dibromoethane	ND		ppbv	0.32	1.6	273845	09/15/21 02:42	09/15/21 02:42	GSG
1,2-Dibromoethane	ND		ug/m3	2.5	1.6	273845	09/15/21 02:42	09/15/21 02:42	GSG
Chlorobenzene	ND		ppbv	0.32	1.6	273845	09/15/21 02:42	09/15/21 02:42	GSG
Chlorobenzene	ND		ug/m3	1.5	1.6	273845	09/15/21 02:42	09/15/21 02:42	GSG
Ethylbenzene	ND		ppbv	0.32	1.6	273845	09/15/21 02:42	09/15/21 02:42	GSG
Ethylbenzene	ND		ug/m3	1.4	1.6	273845	09/15/21 02:42	09/15/21 02:42	GSG
m,p-Xylenes	ND		ppbv	0.64	1.6	273845	09/15/21 02:42	09/15/21 02:42	GSG
m,p-Xylenes	ND		ug/m3	2.8	1.6	273845	09/15/21 02:42	09/15/21 02:42	GSG
o-Xylene	ND		ppbv	0.32	1.6	273845	09/15/21 02:42	09/15/21 02:42	GSG
o-Xylene	ND		ug/m3	1.4	1.6	273845	09/15/21 02:42	09/15/21 02:42	GSG
Styrene	ND		ppbv	0.32	1.6	273845	09/15/21 02:42	09/15/21 02:42	GSG
Styrene	ND		ug/m3	1.4	1.6	273845	09/15/21 02:42	09/15/21 02:42	GSG
Bromoform	ND		ppbv	0.32	1.6	273845	09/15/21 02:42	09/15/21 02:42	GSG
Bromoform	ND		ug/m3	3.3	1.6	273845	09/15/21 02:42	09/15/21 02:42	GSG

Analysis Results for 450451

450451-007 Analyte	Result	Qual	Units	RL	DF	Batch	Prepared	Analyzed	Chemist
1,1,2,2-Tetrachloroethane	ND		ppbv	0.32	1.6	273845	09/15/21 02:42	09/15/21 02:42	GSG
1,1,2,2-Tetrachloroethane	ND		ug/m3	2.2	1.6	273845	09/15/21 02:42	09/15/21 02:42	GSG
1,1,1,2-Tetrachloroethane	ND		ppbv	0.32	1.6	273845	09/15/21 02:42	09/15/21 02:42	GSG
1,1,1,2-Tetrachloroethane	ND		ug/m3	2.2	1.6	273845	09/15/21 02:42	09/15/21 02:42	GSG
4-Ethyltoluene	ND		ppbv	0.32	1.6	273845	09/15/21 02:42	09/15/21 02:42	GSG
4-Ethyltoluene	ND		ug/m3	1.6	1.6	273845	09/15/21 02:42	09/15/21 02:42	GSG
1,3,5-Trimethylbenzene	ND		ppbv	0.32	1.6	273845	09/15/21 02:42	09/15/21 02:42	GSG
1,3,5-Trimethylbenzene	ND		ug/m3	1.6	1.6	273845	09/15/21 02:42	09/15/21 02:42	GSG
1,2,4-Trimethylbenzene	ND		ppbv	0.32	1.6	273845	09/15/21 02:42	09/15/21 02:42	GSG
1,2,4-Trimethylbenzene	ND		ug/m3	1.6	1.6	273845	09/15/21 02:42	09/15/21 02:42	GSG
1,3-Dichlorobenzene	ND		ppbv	0.32	1.6	273845	09/15/21 02:42	09/15/21 02:42	GSG
1,3-Dichlorobenzene	ND		ug/m3	1.9	1.6	273845	09/15/21 02:42	09/15/21 02:42	GSG
1,4-Dichlorobenzene	ND		ppbv	0.32	1.6	273845	09/15/21 02:42	09/15/21 02:42	GSG
1,4-Dichlorobenzene	ND		ug/m3	1.9	1.6	273845	09/15/21 02:42	09/15/21 02:42	GSG
Benzyl chloride	ND		ppbv	0.32	1.6	273845	09/15/21 02:42	09/15/21 02:42	GSG
Benzyl chloride	ND		ug/m3	1.7	1.6	273845	09/15/21 02:42	09/15/21 02:42	GSG
1,2-Dichlorobenzene	ND		ppbv	0.32	1.6	273845	09/15/21 02:42	09/15/21 02:42	GSG
1,2-Dichlorobenzene	ND		ug/m3	1.9	1.6	273845	09/15/21 02:42	09/15/21 02:42	GSG
1,2,4-Trichlorobenzene	ND		ppbv	0.32	1.6	273845	09/15/21 02:42	09/15/21 02:42	GSG
1,2,4-Trichlorobenzene	ND		ug/m3	2.4	1.6	273845	09/15/21 02:42	09/15/21 02:42	GSG
Hexachlorobutadiene	ND		ppbv	0.32	1.6	273845	09/15/21 02:42	09/15/21 02:42	GSG
Hexachlorobutadiene	ND		ug/m3	3.4	1.6	273845	09/15/21 02:42	09/15/21 02:42	GSG
Xylene (total)	ND		ppbv	0.32	1.6	273845	09/15/21 02:42	09/15/21 02:42	GSG
Xylene (total)	ND		ug/m3	1.4	1.6	273845	09/15/21 02:42	09/15/21 02:42	GSG
TIC:1,1-Difluoroethane	ND		ppbv		1.6	273845	09/15/21 02:42	09/15/21 02:42	GSG
TIC:1,1-Difluoroethane	ND		ug/m3		1.6	273845	09/15/21 02:42	09/15/21 02:42	GSG
Surrogates				Limits					
Bromofluorobenzene	104%		%REC	60-140	1.6	273845	09/15/21 02:42	09/15/21 02:42	GSG

Analysis Results for 450451

Sample ID: SV-5-5
Lab ID: 450451-008
Collected: 09/10/21 14:12
Matrix: Air

450451-008 Analyte	Result	Qual	Units	RL	DF	Batch	Prepared	Analyzed	Chemist
Method: EPA TO-15									
Prep Method: METHOD									
Freon 12	0.53		ppbv	0.32	1.6	273845	09/15/21 03:34	09/15/21 03:34	GSG
Freon 12	2.6		ug/m3	1.6	1.6	273845	09/15/21 03:34	09/15/21 03:34	GSG
Freon 114	ND		ppbv	0.32	1.6	273845	09/15/21 03:34	09/15/21 03:34	GSG
Freon 114	ND		ug/m3	2.2	1.6	273845	09/15/21 03:34	09/15/21 03:34	GSG
Chloromethane	0.57		ppbv	0.32	1.6	273845	09/15/21 03:34	09/15/21 03:34	GSG
Chloromethane	1.2		ug/m3	0.66	1.6	273845	09/15/21 03:34	09/15/21 03:34	GSG
Vinyl Chloride	ND		ppbv	0.32	1.6	273845	09/15/21 03:34	09/15/21 03:34	GSG
Vinyl Chloride	ND		ug/m3	0.82	1.6	273845	09/15/21 03:34	09/15/21 03:34	GSG
Bromomethane	ND		ppbv	0.32	1.6	273845	09/15/21 03:34	09/15/21 03:34	GSG
Bromomethane	ND		ug/m3	1.2	1.6	273845	09/15/21 03:34	09/15/21 03:34	GSG
Chloroethane	ND		ppbv	0.32	1.6	273845	09/15/21 03:34	09/15/21 03:34	GSG
Chloroethane	ND		ug/m3	0.84	1.6	273845	09/15/21 03:34	09/15/21 03:34	GSG
Trichlorofluoromethane	ND		ppbv	0.32	1.6	273845	09/15/21 03:34	09/15/21 03:34	GSG
Trichlorofluoromethane	ND		ug/m3	1.8	1.6	273845	09/15/21 03:34	09/15/21 03:34	GSG
1,1-Dichloroethene	ND		ppbv	0.32	1.6	273845	09/15/21 03:34	09/15/21 03:34	GSG
1,1-Dichloroethene	ND		ug/m3	1.3	1.6	273845	09/15/21 03:34	09/15/21 03:34	GSG
Freon 113	ND		ppbv	0.32	1.6	273845	09/15/21 03:34	09/15/21 03:34	GSG
Freon 113	ND		ug/m3	2.5	1.6	273845	09/15/21 03:34	09/15/21 03:34	GSG
Acetone	15		ppbv	1.6	1.6	273845	09/15/21 03:34	09/15/21 03:34	GSG
Acetone	35		ug/m3	3.8	1.6	273845	09/15/21 03:34	09/15/21 03:34	GSG
Carbon Disulfide	1.1		ppbv	0.32	1.6	273845	09/15/21 03:34	09/15/21 03:34	GSG
Carbon Disulfide	3.4		ug/m3	1.0	1.6	273845	09/15/21 03:34	09/15/21 03:34	GSG
Isopropanol (IPA)	2.3		ppbv	1.6	1.6	273845	09/15/21 03:34	09/15/21 03:34	GSG
Isopropanol (IPA)	5.6		ug/m3	3.9	1.6	273845	09/15/21 03:34	09/15/21 03:34	GSG
Methylene Chloride	2.3		ppbv	0.32	1.6	273845	09/15/21 03:34	09/15/21 03:34	GSG
Methylene Chloride	8.0		ug/m3	1.1	1.6	273845	09/15/21 03:34	09/15/21 03:34	GSG
trans-1,2-Dichloroethene	ND		ppbv	0.32	1.6	273845	09/15/21 03:34	09/15/21 03:34	GSG
trans-1,2-Dichloroethene	ND		ug/m3	1.3	1.6	273845	09/15/21 03:34	09/15/21 03:34	GSG
MTBE	ND		ppbv	0.32	1.6	273845	09/15/21 03:34	09/15/21 03:34	GSG
MTBE	ND		ug/m3	1.2	1.6	273845	09/15/21 03:34	09/15/21 03:34	GSG
n-Hexane	12		ppbv	0.32	1.6	273845	09/15/21 03:34	09/15/21 03:34	GSG
n-Hexane	41		ug/m3	1.1	1.6	273845	09/15/21 03:34	09/15/21 03:34	GSG
1,1-Dichloroethane	ND		ppbv	0.32	1.6	273845	09/15/21 03:34	09/15/21 03:34	GSG
1,1-Dichloroethane	ND		ug/m3	1.3	1.6	273845	09/15/21 03:34	09/15/21 03:34	GSG
Vinyl Acetate	ND		ppbv	1.6	1.6	273845	09/15/21 03:34	09/15/21 03:34	GSG
Vinyl Acetate	ND		ug/m3	5.6	1.6	273845	09/15/21 03:34	09/15/21 03:34	GSG
cis-1,2-Dichloroethene	ND		ppbv	0.32	1.6	273845	09/15/21 03:34	09/15/21 03:34	GSG
cis-1,2-Dichloroethene	ND		ug/m3	1.3	1.6	273845	09/15/21 03:34	09/15/21 03:34	GSG
2-Butanone	2.1		ppbv	1.6	1.6	273845	09/15/21 03:34	09/15/21 03:34	GSG
2-Butanone	6.1		ug/m3	4.7	1.6	273845	09/15/21 03:34	09/15/21 03:34	GSG

Analysis Results for 450451

450451-008 Analyte	Result	Qual	Units	RL	DF	Batch	Prepared	Analyzed	Chemist
Chloroform	0.41		ppbv	0.32	1.6	273845	09/15/21 03:34	09/15/21 03:34	GSG
Chloroform	2.0		ug/m3	1.6	1.6	273845	09/15/21 03:34	09/15/21 03:34	GSG
1,1,1-Trichloroethane	ND		ppbv	0.32	1.6	273845	09/15/21 03:34	09/15/21 03:34	GSG
1,1,1-Trichloroethane	ND		ug/m3	1.7	1.6	273845	09/15/21 03:34	09/15/21 03:34	GSG
Carbon Tetrachloride	ND		ppbv	0.32	1.6	273845	09/15/21 03:34	09/15/21 03:34	GSG
Carbon Tetrachloride	ND		ug/m3	2.0	1.6	273845	09/15/21 03:34	09/15/21 03:34	GSG
Benzene	0.57		ppbv	0.32	1.6	273845	09/15/21 03:34	09/15/21 03:34	GSG
Benzene	1.8		ug/m3	1.0	1.6	273845	09/15/21 03:34	09/15/21 03:34	GSG
1,2-Dichloroethane	ND		ppbv	0.32	1.6	273845	09/15/21 03:34	09/15/21 03:34	GSG
1,2-Dichloroethane	ND		ug/m3	1.3	1.6	273845	09/15/21 03:34	09/15/21 03:34	GSG
Trichloroethene	ND		ppbv	0.32	1.6	273845	09/15/21 03:34	09/15/21 03:34	GSG
Trichloroethene	ND		ug/m3	1.7	1.6	273845	09/15/21 03:34	09/15/21 03:34	GSG
1,2-Dichloropropane	ND		ppbv	0.32	1.6	273845	09/15/21 03:34	09/15/21 03:34	GSG
1,2-Dichloropropane	ND		ug/m3	1.5	1.6	273845	09/15/21 03:34	09/15/21 03:34	GSG
Bromodichloromethane	ND		ppbv	0.32	1.6	273845	09/15/21 03:34	09/15/21 03:34	GSG
Bromodichloromethane	ND		ug/m3	2.1	1.6	273845	09/15/21 03:34	09/15/21 03:34	GSG
cis-1,3-Dichloropropene	ND		ppbv	0.32	1.6	273845	09/15/21 03:34	09/15/21 03:34	GSG
cis-1,3-Dichloropropene	ND		ug/m3	1.5	1.6	273845	09/15/21 03:34	09/15/21 03:34	GSG
4-Methyl-2-Pentanone	0.42		ppbv	0.32	1.6	273845	09/15/21 03:34	09/15/21 03:34	GSG
4-Methyl-2-Pentanone	1.7		ug/m3	1.3	1.6	273845	09/15/21 03:34	09/15/21 03:34	GSG
Toluene	0.54		ppbv	0.32	1.6	273845	09/15/21 03:34	09/15/21 03:34	GSG
Toluene	2.0		ug/m3	1.2	1.6	273845	09/15/21 03:34	09/15/21 03:34	GSG
trans-1,3-Dichloropropene	ND		ppbv	0.32	1.6	273845	09/15/21 03:34	09/15/21 03:34	GSG
trans-1,3-Dichloropropene	ND		ug/m3	1.5	1.6	273845	09/15/21 03:34	09/15/21 03:34	GSG
1,1,2-Trichloroethane	ND		ppbv	0.32	1.6	273845	09/15/21 03:34	09/15/21 03:34	GSG
1,1,2-Trichloroethane	ND		ug/m3	1.7	1.6	273845	09/15/21 03:34	09/15/21 03:34	GSG
Tetrachloroethene	ND		ppbv	0.32	1.6	273845	09/15/21 03:34	09/15/21 03:34	GSG
Tetrachloroethene	ND		ug/m3	2.2	1.6	273845	09/15/21 03:34	09/15/21 03:34	GSG
2-Hexanone	ND		ppbv	0.80	1.6	273845	09/15/21 03:34	09/15/21 03:34	GSG
2-Hexanone	ND		ug/m3	3.3	1.6	273845	09/15/21 03:34	09/15/21 03:34	GSG
Dibromochloromethane	ND		ppbv	0.32	1.6	273845	09/15/21 03:34	09/15/21 03:34	GSG
Dibromochloromethane	ND		ug/m3	2.7	1.6	273845	09/15/21 03:34	09/15/21 03:34	GSG
1,2-Dibromoethane	ND		ppbv	0.32	1.6	273845	09/15/21 03:34	09/15/21 03:34	GSG
1,2-Dibromoethane	ND		ug/m3	2.5	1.6	273845	09/15/21 03:34	09/15/21 03:34	GSG
Chlorobenzene	ND		ppbv	0.32	1.6	273845	09/15/21 03:34	09/15/21 03:34	GSG
Chlorobenzene	ND		ug/m3	1.5	1.6	273845	09/15/21 03:34	09/15/21 03:34	GSG
Ethylbenzene	ND		ppbv	0.32	1.6	273845	09/15/21 03:34	09/15/21 03:34	GSG
Ethylbenzene	ND		ug/m3	1.4	1.6	273845	09/15/21 03:34	09/15/21 03:34	GSG
m,p-Xylenes	ND		ppbv	0.64	1.6	273845	09/15/21 03:34	09/15/21 03:34	GSG
m,p-Xylenes	ND		ug/m3	2.8	1.6	273845	09/15/21 03:34	09/15/21 03:34	GSG
o-Xylene	ND		ppbv	0.32	1.6	273845	09/15/21 03:34	09/15/21 03:34	GSG
o-Xylene	ND		ug/m3	1.4	1.6	273845	09/15/21 03:34	09/15/21 03:34	GSG
Styrene	ND		ppbv	0.32	1.6	273845	09/15/21 03:34	09/15/21 03:34	GSG
Styrene	ND		ug/m3	1.4	1.6	273845	09/15/21 03:34	09/15/21 03:34	GSG
Bromoform	ND		ppbv	0.32	1.6	273845	09/15/21 03:34	09/15/21 03:34	GSG
Bromoform	ND		ug/m3	3.3	1.6	273845	09/15/21 03:34	09/15/21 03:34	GSG

Analysis Results for 450451

450451-008 Analyte	Result	Qual	Units	RL	DF	Batch	Prepared	Analyzed	Chemist
1,1,2,2-Tetrachloroethane	ND		ppbv	0.32	1.6	273845	09/15/21 03:34	09/15/21 03:34	GSG
1,1,2,2-Tetrachloroethane	ND		ug/m3	2.2	1.6	273845	09/15/21 03:34	09/15/21 03:34	GSG
1,1,1,2-Tetrachloroethane	ND		ppbv	0.32	1.6	273845	09/15/21 03:34	09/15/21 03:34	GSG
1,1,1,2-Tetrachloroethane	ND		ug/m3	2.2	1.6	273845	09/15/21 03:34	09/15/21 03:34	GSG
4-Ethyltoluene	ND		ppbv	0.32	1.6	273845	09/15/21 03:34	09/15/21 03:34	GSG
4-Ethyltoluene	ND		ug/m3	1.6	1.6	273845	09/15/21 03:34	09/15/21 03:34	GSG
1,3,5-Trimethylbenzene	ND		ppbv	0.32	1.6	273845	09/15/21 03:34	09/15/21 03:34	GSG
1,3,5-Trimethylbenzene	ND		ug/m3	1.6	1.6	273845	09/15/21 03:34	09/15/21 03:34	GSG
1,2,4-Trimethylbenzene	ND		ppbv	0.32	1.6	273845	09/15/21 03:34	09/15/21 03:34	GSG
1,2,4-Trimethylbenzene	ND		ug/m3	1.6	1.6	273845	09/15/21 03:34	09/15/21 03:34	GSG
1,3-Dichlorobenzene	ND		ppbv	0.32	1.6	273845	09/15/21 03:34	09/15/21 03:34	GSG
1,3-Dichlorobenzene	ND		ug/m3	1.9	1.6	273845	09/15/21 03:34	09/15/21 03:34	GSG
1,4-Dichlorobenzene	ND		ppbv	0.32	1.6	273845	09/15/21 03:34	09/15/21 03:34	GSG
1,4-Dichlorobenzene	ND		ug/m3	1.9	1.6	273845	09/15/21 03:34	09/15/21 03:34	GSG
Benzyl chloride	ND		ppbv	0.32	1.6	273845	09/15/21 03:34	09/15/21 03:34	GSG
Benzyl chloride	ND		ug/m3	1.7	1.6	273845	09/15/21 03:34	09/15/21 03:34	GSG
1,2-Dichlorobenzene	ND		ppbv	0.32	1.6	273845	09/15/21 03:34	09/15/21 03:34	GSG
1,2-Dichlorobenzene	ND		ug/m3	1.9	1.6	273845	09/15/21 03:34	09/15/21 03:34	GSG
1,2,4-Trichlorobenzene	ND		ppbv	0.32	1.6	273845	09/15/21 03:34	09/15/21 03:34	GSG
1,2,4-Trichlorobenzene	ND		ug/m3	2.4	1.6	273845	09/15/21 03:34	09/15/21 03:34	GSG
Hexachlorobutadiene	ND		ppbv	0.32	1.6	273845	09/15/21 03:34	09/15/21 03:34	GSG
Hexachlorobutadiene	ND		ug/m3	3.4	1.6	273845	09/15/21 03:34	09/15/21 03:34	GSG
Xylene (total)	ND		ppbv	0.32	1.6	273845	09/15/21 03:34	09/15/21 03:34	GSG
Xylene (total)	ND		ug/m3	1.4	1.6	273845	09/15/21 03:34	09/15/21 03:34	GSG
TIC:1,1-Difluoroethane	ND		ppbv		1.6	273845	09/15/21 03:34	09/15/21 03:34	GSG
TIC:1,1-Difluoroethane	ND		ug/m3		1.6	273845	09/15/21 03:34	09/15/21 03:34	GSG
Surrogates				Limits					
Bromofluorobenzene	102%		%REC	60-140	1.6	273845	09/15/21 03:34	09/15/21 03:34	GSG
Method: EPA TO-3M									
Methane	3.7		ppmv	0.80	1.6	273991	09/16/21	09/16/21	MPD
Methane	2,400		ug/m3	520	1.6	273991	09/16/21	09/16/21	MPD

Sample ID: SV-6-5	Lab ID: 450451-009	Collected: 09/10/21 15:55
Matrix: Air		

450451-009 Analyte	Result	Qual	Units	RL	DF	Batch	Prepared	Analyzed	Chemist
Method: EPA TO-3M									
Methane	2.7		ppmv	0.75	1.5	273991	09/16/21	09/16/21	MPD
Methane	1,800		ug/m3	490	1.5	273991	09/16/21	09/16/21	MPD

Analysis Results for 450451

Sample ID: SV-7-5	Lab ID: 450451-010	Collected: 09/10/21 16:09
	Matrix: Air	

450451-010 Analyte	Result	Qual	Units	RL	DF	Batch	Prepared	Analyzed	Chemist
Method: EPA TO-3M									
Methane	2.6		ppmv	0.85	1.7	273991	09/16/21	09/16/21	MPD
Methane	1,700		ug/m3	560	1.7	273991	09/16/21	09/16/21	MPD

Sample ID: SV-8-5	Lab ID: 450451-011	Collected: 09/10/21 16:48
	Matrix: Air	

450451-011 Analyte	Result	Qual	Units	RL	DF	Batch	Prepared	Analyzed	Chemist
Method: EPA TO-3M									
Methane	2.8		ppmv	0.75	1.5	273991	09/16/21	09/16/21	MPD
Methane	1,900		ug/m3	490	1.5	273991	09/16/21	09/16/21	MPD

Sample ID: SV-9-5	Lab ID: 450451-012	Collected: 09/10/21 17:42
	Matrix: Air	

450451-012 Analyte	Result	Qual	Units	RL	DF	Batch	Prepared	Analyzed	Chemist
Method: EPA TO-3M									
Methane	2.3		ppmv	0.75	1.5	273991	09/16/21	09/16/21	MPD
Methane	1,500		ug/m3	490	1.5	273991	09/16/21	09/16/21	MPD

Sample ID: SV-9-5-DUP	Lab ID: 450451-013	Collected: 09/10/21 17:53
	Matrix: Air	

450451-013 Analyte	Result	Qual	Units	RL	DF	Batch	Prepared	Analyzed	Chemist
Method: EPA TO-3M									
Methane	2.3		ppmv	0.75	1.5	273991	09/16/21	09/16/21	MPD
Methane	1,500		ug/m3	490	1.5	273991	09/16/21	09/16/21	MPD

Sample ID: SV-10	Lab ID: 450451-014	Collected: 09/10/21 16:56
	Matrix: Air	

450451-014 Analyte	Result	Qual	Units	RL	DF	Batch	Prepared	Analyzed	Chemist
Method: EPA TO-3M									
Methane	2.4		ppmv	0.75	1.5	273991	09/16/21	09/16/21	MPD
Methane	1,600		ug/m3	490	1.5	273991	09/16/21	09/16/21	MPD

ND Not Detected

Batch QC

Type: Lab Control Sample	Lab ID: QC943547	Batch: 273845
Matrix: Air	Method: EPA TO-15	Prep Method: METHOD

QC943547 Analyte	Result	Spiked	Units	Recovery	Qual	Limits
Freon 12	10.45	10.00	ppbv	104%		70-130
Freon 114	9.963	10.00	ppbv	100%		70-130
Chloromethane	11.60	10.00	ppbv	116%		70-130
Vinyl Chloride	9.581	10.00	ppbv	96%		70-130
Bromomethane	9.128	10.00	ppbv	91%		70-130
Chloroethane	9.239	10.00	ppbv	92%		70-130
Trichlorofluoromethane	9.625	10.00	ppbv	96%		70-130
1,1-Dichloroethene	9.659	10.00	ppbv	97%		70-130
Freon 113	9.718	10.00	ppbv	97%		70-130
Acetone	9.080	10.00	ppbv	91%		70-130
Carbon Disulfide	9.839	10.00	ppbv	98%		70-130
Isopropanol (IPA)	9.057	10.00	ppbv	91%		70-130
Methylene Chloride	9.131	10.00	ppbv	91%		70-130
trans-1,2-Dichloroethene	9.560	10.00	ppbv	96%		70-130
MTBE	9.948	10.00	ppbv	99%		70-130
n-Hexane	9.675	10.00	ppbv	97%		70-130
1,1-Dichloroethane	9.729	10.00	ppbv	97%		70-130
Vinyl Acetate	9.784	10.00	ppbv	98%		70-130
cis-1,2-Dichloroethene	9.542	10.00	ppbv	95%		70-130
2-Butanone	9.093	10.00	ppbv	91%		70-130
Chloroform	9.613	10.00	ppbv	96%		70-130
1,1,1-Trichloroethane	11.52	10.00	ppbv	115%		70-130
Carbon Tetrachloride	11.99	10.00	ppbv	120%		70-130
Benzene	11.25	10.00	ppbv	112%		70-130
1,2-Dichloroethane	10.52	10.00	ppbv	105%		70-130
Trichloroethene	9.636	10.00	ppbv	96%		70-130
1,2-Dichloropropane	9.727	10.00	ppbv	97%		70-130
Bromodichloromethane	10.11	10.00	ppbv	101%		70-130
cis-1,3-Dichloropropene	10.06	10.00	ppbv	101%		70-130
4-Methyl-2-Pentanone	9.589	10.00	ppbv	96%		70-130
Toluene	9.566	10.00	ppbv	96%		70-130
trans-1,3-Dichloropropene	10.36	10.00	ppbv	104%		70-130
1,1,2-Trichloroethane	9.921	10.00	ppbv	99%		70-130
Tetrachloroethene	8.274	10.00	ppbv	83%		70-130
2-Hexanone	9.580	10.00	ppbv	96%		70-130
Dibromochloromethane	9.181	10.00	ppbv	92%		70-130
1,2-Dibromoethane	8.452	10.00	ppbv	85%		70-130
Chlorobenzene	9.565	10.00	ppbv	96%		70-130
Ethylbenzene	9.652	10.00	ppbv	97%		70-130
m,p-Xylenes	19.18	20.00	ppbv	96%		70-130
o-Xylene	9.522	10.00	ppbv	95%		70-130
Styrene	9.725	10.00	ppbv	97%		70-130

Batch QC

QC943547 Analyte	Result	Spiked	Units	Recovery	Qual	Limits
Bromoform	10.39	10.00	ppbv	104%		70-130
1,1,2,2-Tetrachloroethane	9.576	10.00	ppbv	96%		70-130
1,1,1,2-Tetrachloroethane	9.911	10.00	ppbv	99%		70-130
4-Ethyltoluene	9.706	10.00	ppbv	97%		70-130
1,3,5-Trimethylbenzene	9.473	10.00	ppbv	95%		70-130
1,2,4-Trimethylbenzene	9.351	10.00	ppbv	94%		70-130
1,3-Dichlorobenzene	8.638	10.00	ppbv	86%		70-130
1,4-Dichlorobenzene	8.631	10.00	ppbv	86%		70-130
Benzyl chloride	10.63	10.00	ppbv	106%	b	70-130
1,2-Dichlorobenzene	8.796	10.00	ppbv	88%		70-130
1,2,4-Trichlorobenzene	8.502	10.00	ppbv	85%	b	70-130
Hexachlorobutadiene	9.855	10.00	ppbv	99%		70-130
Surrogates						
Bromofluorobenzene	10.09	10.00	ppbv	101%		60-140

Batch QC

Type: Lab Control Sample Duplicate	Lab ID: QC943548	Batch: 273845
Matrix: Air	Method: EPA TO-15	Prep Method: METHOD

QC943548 Analyte	Result	Spiked	Units	Recovery	Qual	Limits	RPD	RPD Lim
Freon 12	9.629	10.00	ppbv	96%		70-130	8	30
Freon 114	9.948	10.00	ppbv	99%		70-130	0	30
Chloromethane	9.070	10.00	ppbv	91%		70-130	25	30
Vinyl Chloride	9.343	10.00	ppbv	93%		70-130	3	30
Bromomethane	9.418	10.00	ppbv	94%		70-130	3	30
Chloroethane	8.708	10.00	ppbv	87%		70-130	6	30
Trichlorofluoromethane	9.703	10.00	ppbv	97%		70-130	1	30
1,1-Dichloroethene	9.660	10.00	ppbv	97%		70-130	0	30
Freon 113	9.810	10.00	ppbv	98%		70-130	1	30
Acetone	9.164	10.00	ppbv	92%		70-130	1	30
Carbon Disulfide	9.966	10.00	ppbv	100%		70-130	1	30
Isopropanol (IPA)	9.305	10.00	ppbv	93%		70-130	3	30
Methylene Chloride	9.229	10.00	ppbv	92%		70-130	1	30
trans-1,2-Dichloroethene	9.648	10.00	ppbv	96%		70-130	1	30
MTBE	10.10	10.00	ppbv	101%		70-130	2	30
n-Hexane	9.657	10.00	ppbv	97%		70-130	0	30
1,1-Dichloroethane	9.736	10.00	ppbv	97%		70-130	0	30
Vinyl Acetate	9.934	10.00	ppbv	99%		70-130	2	30
cis-1,2-Dichloroethene	9.609	10.00	ppbv	96%		70-130	1	30
2-Butanone	9.144	10.00	ppbv	91%		70-130	1	30
Chloroform	9.702	10.00	ppbv	97%		70-130	1	30
1,1,1-Trichloroethane	10.00	10.00	ppbv	100%		70-130	14	30
Carbon Tetrachloride	9.916	10.00	ppbv	99%		70-130	19	30
Benzene	9.848	10.00	ppbv	98%		70-130	13	30
1,2-Dichloroethane	9.444	10.00	ppbv	94%		70-130	11	30
Trichloroethene	9.779	10.00	ppbv	98%		70-130	1	30
1,2-Dichloropropane	9.696	10.00	ppbv	97%		70-130	0	30
Bromodichloromethane	9.916	10.00	ppbv	99%		70-130	2	30
cis-1,3-Dichloropropene	10.43	10.00	ppbv	104%		70-130	4	30
4-Methyl-2-Pentanone	9.615	10.00	ppbv	96%		70-130	0	30
Toluene	9.747	10.00	ppbv	97%		70-130	2	30
trans-1,3-Dichloropropene	10.52	10.00	ppbv	105%		70-130	2	30
1,1,2-Trichloroethane	9.748	10.00	ppbv	97%		70-130	2	30
Tetrachloroethene	9.624	10.00	ppbv	96%		70-130	15	30
2-Hexanone	9.911	10.00	ppbv	99%		70-130	3	30
Dibromochloromethane	10.19	10.00	ppbv	102%		70-130	10	30
1,2-Dibromoethane	9.829	10.00	ppbv	98%		70-130	15	30
Chlorobenzene	9.613	10.00	ppbv	96%		70-130	1	30
Ethylbenzene	9.766	10.00	ppbv	98%		70-130	1	30
m,p-Xylenes	19.47	20.00	ppbv	97%		70-130	2	30
o-Xylene	9.601	10.00	ppbv	96%		70-130	1	30

Batch QC

QC943548 Analyte	Result	Spiked	Units	Recovery	Qual	Limits	RPD	
							RPD	Lim
Styrene	9.864	10.00	ppbv	99%		70-130	1	30
Bromoform	10.56	10.00	ppbv	106%		70-130	2	30
1,1,2,2-Tetrachloroethane	9.638	10.00	ppbv	96%		70-130	1	30
1,1,1,2-Tetrachloroethane	10.02	10.00	ppbv	100%		70-130	1	30
4-Ethyltoluene	9.826	10.00	ppbv	98%		70-130	1	30
1,3,5-Trimethylbenzene	9.618	10.00	ppbv	96%		70-130	2	30
1,2,4-Trimethylbenzene	9.520	10.00	ppbv	95%		70-130	2	30
1,3-Dichlorobenzene	8.760	10.00	ppbv	88%		70-130	1	30
1,4-Dichlorobenzene	8.685	10.00	ppbv	87%		70-130	1	30
Benzyl chloride	10.94	10.00	ppbv	109%	b	70-130	3	30
1,2-Dichlorobenzene	10.47	10.00	ppbv	105%		70-130	17	30
1,2,4-Trichlorobenzene	8.879	10.00	ppbv	89%	b	70-130	4	30
Hexachlorobutadiene	9.452	10.00	ppbv	95%		70-130	4	30
Surrogates								
Bromofluorobenzene	10.09	10.00	ppbv	101%		60-140		

Batch QC

Type: Blank	Lab ID: QC943549	Batch: 273845
Matrix: Air	Method: EPA TO-15	Prep Method: METHOD

QC943549 Analyte	Result	Qual	Units	RL	Prepared	Analyzed
Freon 12	ND		ppbv	0.20	09/14/21 14:48	09/14/21 14:48
Freon 114	ND		ppbv	0.20	09/14/21 14:48	09/14/21 14:48
Chloromethane	ND		ppbv	0.20	09/14/21 14:48	09/14/21 14:48
Vinyl Chloride	ND		ppbv	0.20	09/14/21 14:48	09/14/21 14:48
Bromomethane	ND		ppbv	0.20	09/14/21 14:48	09/14/21 14:48
Chloroethane	ND		ppbv	0.20	09/14/21 14:48	09/14/21 14:48
Trichlorofluoromethane	ND		ppbv	0.20	09/14/21 14:48	09/14/21 14:48
1,1-Dichloroethene	ND		ppbv	0.20	09/14/21 14:48	09/14/21 14:48
Freon 113	ND		ppbv	0.20	09/14/21 14:48	09/14/21 14:48
Acetone	ND		ppbv	1.0	09/14/21 14:48	09/14/21 14:48
Carbon Disulfide	ND		ppbv	0.20	09/14/21 14:48	09/14/21 14:48
Isopropanol (IPA)	ND		ppbv	1.0	09/14/21 14:48	09/14/21 14:48
Methylene Chloride	ND		ppbv	0.20	09/14/21 14:48	09/14/21 14:48
trans-1,2-Dichloroethene	ND		ppbv	0.20	09/14/21 14:48	09/14/21 14:48
MTBE	ND		ppbv	0.20	09/14/21 14:48	09/14/21 14:48
n-Hexane	ND		ppbv	0.20	09/14/21 14:48	09/14/21 14:48
1,1-Dichloroethane	ND		ppbv	0.20	09/14/21 14:48	09/14/21 14:48
Vinyl Acetate	ND		ppbv	1.0	09/14/21 14:48	09/14/21 14:48
cis-1,2-Dichloroethene	ND		ppbv	0.20	09/14/21 14:48	09/14/21 14:48
2-Butanone	ND		ppbv	1.0	09/14/21 14:48	09/14/21 14:48
Chloroform	ND		ppbv	0.20	09/14/21 14:48	09/14/21 14:48
1,1,1-Trichloroethane	ND		ppbv	0.20	09/14/21 14:48	09/14/21 14:48
Carbon Tetrachloride	ND		ppbv	0.20	09/14/21 14:48	09/14/21 14:48
Benzene	ND		ppbv	0.20	09/14/21 14:48	09/14/21 14:48
1,2-Dichloroethane	ND		ppbv	0.20	09/14/21 14:48	09/14/21 14:48
Trichloroethene	ND		ppbv	0.20	09/14/21 14:48	09/14/21 14:48
1,2-Dichloropropane	ND		ppbv	0.20	09/14/21 14:48	09/14/21 14:48
Bromodichloromethane	ND		ppbv	0.20	09/14/21 14:48	09/14/21 14:48
cis-1,3-Dichloropropene	ND		ppbv	0.20	09/14/21 14:48	09/14/21 14:48
4-Methyl-2-Pentanone	ND		ppbv	0.20	09/14/21 14:48	09/14/21 14:48
Toluene	ND		ppbv	0.20	09/14/21 14:48	09/14/21 14:48
trans-1,3-Dichloropropene	ND		ppbv	0.20	09/14/21 14:48	09/14/21 14:48
1,1,2-Trichloroethane	ND		ppbv	0.20	09/14/21 14:48	09/14/21 14:48
Tetrachloroethene	ND		ppbv	0.20	09/14/21 14:48	09/14/21 14:48
2-Hexanone	ND		ppbv	0.50	09/14/21 14:48	09/14/21 14:48
Dibromochloromethane	ND		ppbv	0.20	09/14/21 14:48	09/14/21 14:48
1,2-Dibromoethane	ND		ppbv	0.20	09/14/21 14:48	09/14/21 14:48
Chlorobenzene	ND		ppbv	0.20	09/14/21 14:48	09/14/21 14:48
Ethylbenzene	ND		ppbv	0.20	09/14/21 14:48	09/14/21 14:48
m,p-Xylenes	ND		ppbv	0.40	09/14/21 14:48	09/14/21 14:48
o-Xylene	ND		ppbv	0.20	09/14/21 14:48	09/14/21 14:48
Styrene	ND		ppbv	0.20	09/14/21 14:48	09/14/21 14:48

Batch QC

QC943549 Analyte	Result	Qual	Units	RL	Prepared	Analyzed
Bromoform	ND		ppbv	0.20	09/14/21 14:48	09/14/21 14:48
1,1,2,2-Tetrachloroethane	ND		ppbv	0.20	09/14/21 14:48	09/14/21 14:48
1,1,1,2-Tetrachloroethane	ND		ppbv	0.20	09/14/21 14:48	09/14/21 14:48
4-Ethyltoluene	ND		ppbv	0.20	09/14/21 14:48	09/14/21 14:48
1,3,5-Trimethylbenzene	ND		ppbv	0.20	09/14/21 14:48	09/14/21 14:48
1,2,4-Trimethylbenzene	ND		ppbv	0.20	09/14/21 14:48	09/14/21 14:48
1,3-Dichlorobenzene	ND		ppbv	0.20	09/14/21 14:48	09/14/21 14:48
1,4-Dichlorobenzene	ND		ppbv	0.20	09/14/21 14:48	09/14/21 14:48
Benzyl chloride	ND		ppbv	0.20	09/14/21 14:48	09/14/21 14:48
1,2-Dichlorobenzene	ND		ppbv	0.20	09/14/21 14:48	09/14/21 14:48
1,2,4-Trichlorobenzene	ND		ppbv	0.20	09/14/21 14:48	09/14/21 14:48
Hexachlorobutadiene	ND		ppbv	0.20	09/14/21 14:48	09/14/21 14:48
Xylene (total)	ND		ppbv	0.20	09/14/21 14:48	09/14/21 14:48
TIC:1,1-Difluoroethane	ND		ppbv		09/14/21 14:48	09/14/21 14:48
Surrogates	Limits					
Bromofluorobenzene	104%		%REC	60-140	09/14/21 14:48	09/14/21 14:48

Type: Lab Control Sample	Lab ID: QC943900	Batch: 273991
Matrix: Air	Method: EPA TO-3M	

QC943900 Analyte	Result	Spiked	Units	Recovery	Qual	Limits
Methane	100.5	100.0	ppmv	101%		85-115

Type: Lab Control Sample Duplicate	Lab ID: QC943901	Batch: 273991
Matrix: Air	Method: EPA TO-3M	

QC943901 Analyte	Result	Spiked	Units	Recovery	Qual	Limits	RPD	RPD Lim
Methane	99.40	100.0	ppmv	99%		85-115	1	10

Type: Blank	Lab ID: QC943902	Batch: 273991
Matrix: Air	Method: EPA TO-3M	

QC943902 Analyte	Result	Qual	Units	RL	Prepared	Analyzed
Methane	ND		ppmv	0.50	09/16/21	09/16/21

Type: Sample Duplicate	Lab ID: QC943903	Batch: 273991
Matrix (Source ID): Air (450451-009)	Method: EPA TO-3M	

QC943903 Analyte	Result	Source Sample Result	Units	Qual	RPD	RPD Lim	DF
Methane	2.610	2.670	ppmv		2	25	1.5

Batch QC

ND Not Detected
b See narrative



October 12, 2021

Rocio Quinones
Roux Associates, Inc.
5150 E. Pacific Coast Highway, Suite 450
Long Beach, CA 90804

Dear Rocio:

This letter presents the results of the soil vapor investigation conducted by Optimal Technology (Optimal), for Roux Associates, Inc. on October 11, 2021. The study was performed at 870 N. Sanderson Ave., San Jacinto, California.

Optimal was contracted to perform a soil vapor survey at this site to screen for possible chlorinated solvents and aromatic hydrocarbons. The primary objective of this soil vapor investigation was to determine if soil vapor contamination is present in the subsurface soil.

Gas Sampling Method

At each sampling location, an electric vacuum pump set to draw 0.2 liters per minute (L/min) of soil vapor was attached to the existing well and purged prior to sample collection. Vapor samples were obtained in gas-tight syringes by drawing the sample through a luer-lock connection which connects the sampling probe and the vacuum pump. Samples were immediately injected into the gas chromatograph/purge and trap after collection. New tubing was used at each sampling point to prevent cross contamination.

All analyses were performed on a laboratory grade Agilent model 6890N gas chromatograph equipped with an Agilent model 5973N Mass Spectra Detector and Tekmar LSC 3100 Purge and Trap. A Restek column using helium as the carrier gas was used to perform all analysis. All results were collected on a personal computer utilizing Agilent's MS and chromatographic data collection and handling system.

Quality Assurance

5-Point Calibration

The initial five-point calibration consisted of 20, 50, 100, 200 and 500 ul injections of the calibration standard. A calibration factor on each analyte was generated using a best fit line method using the Agilent data system. If the r^2 factor generated from this line was not greater

than 0.990, an additional five-point calibration would have been performed. Method reporting limits were calculated to be 1-1000 micrograms per cubic meter (ug/m³) for the individual compounds.

A daily calibration check was performed using a pre-mixed standard supplied by Scotty Analyzed Gases. The standard contained common halogenated solvents and aromatic hydrocarbons (see Table 1). The individual compound concentrations in the standards ranged between 0.025 nanograms per microliter (ng/ul) and 0.25 ng/ul.

TABLE 1

Acetone	Benzene	Bromobenzene	Bromochloromethane
Bromodichloromethane	Bromoform	Bromomethane	2-Butanone (MEK)
n-Butylbenzene	sec-Butylbenzene	tert-Butylbenzene	Carbon Tetrachloride
Chlorobenzene	Chloroethane	Chloroform	Chloromethane
2-Chlorotoluene	4-Chlorotoluene	Cyclohexane	Dibromochloromethane
1,2-Dibromo-3-chloropropane	1,2-Dibromoethane	Dibromomethane	1,2-Dichlorobenzene
1,3-Dichlorobenzene	1,4-Dichlorobenzene	Dichlorodifluoromethane	1,2-Dichloroethane
1,1-Dichloroethane	1,1-Dichloroethene	cis-1,2-Dichloroethene	trans-1,2-Dichloroethene
1,2-Dichloropropane	2,2-Dichloropropane	1,3-Dichloropropane	1,1-Dichloropropene
Ethylbenzene	Freon 113	Hexachlorobutadiene	Isopropylbenzene
p-Isopropyltoluene	Methylene Chloride	4-Methyl-2-Pentanone	Naphthalene
n-Propylbenzene	Styrene	1,1,1,2-Tetrachloroethane	1,1,2,2-Tetrachloroethane
Tetrachloroethene	Toluene	1,2,3-Trichlorobenzene	1,2,4-Trichlorobenzene
1,1,1-Trichloroethane	1,1,2-Trichloroethane	Trichloroethene	Trichlorofluoromethane
1,2,3-Trichloropropane	1,2,4-Trimethylbenzene	1,3,5-Trimethylbenzene	Vinyl Chloride
m/p-Xylene	o-Xylene	Diisopropyl Ether	Ethyl Tert Butyl Ether
MTBE	Tert-Amyl Methyl Ether	Tertiary Butyl Alcohol	Isobutane

Sample Replicates

A replicate analysis (duplicate) was run to evaluate the reproducibility of the sampling system and instrument. The difference between samples did not vary more than 20%.

Equipment Blanks

Blanks were run at the beginning of each workday and after calibrations. The blanks were collected using an ambient air sample. These blanks checked the septum, syringe, GC column, GC detector and the ambient air. Contamination was not found in any of the blanks analyzed during this investigation. Blank results are given along with the sample results.

Purge Volume

The standard purge volume of three volumes was purged in accordance with the July 2015 DTSC/RWQCB Advisory for Active Soil Gas Investigations.

Tracer Gas Leak Test

A tracer gas was applied to the soil gas probes at each point of connection in which ambient air could enter the sampling system. These points include the top of the sampling probe where the tubing meets the probe connection and the surface bentonite seals. Isobutane was used as the tracer gas. No Isobutane was found in any of the samples collected.

Shut-in Test

A shut-in test was conducted prior to purging or sampling each location to check for leaks in the above-ground sampling system. The system was evaluated to a minimum measured vacuum of 100 inches of water. The vacuum gauge was calibrated and sensitive enough to indicate a water pressure change of at least 0.5 inches.

Scope of Work

To achieve the objective of this investigation a total of 20 vapor samples were collected from 7 locations at the site. Sampling depths, vacuum readings, purge volume and sampling volumes are given on the analytical results page. All the collected vapor samples were analyzed on-site using Optimal's mobile laboratory.

Subsurface Conditions

Subsurface soil conditions offered sampling flows at 0" water vacuum.


Results

During this vapor investigation, two samples contained levels of Chloroform ranging from 13 ug/m³ to 17 ug/m³. One sample contained 16 ug/m³ of Tetrachloroethene (PCE). One sample contained 5 ug/m³ of Benzene. None of the other compounds listed in Table 1 above were detected above the listed reporting limits. A complete table of analytical results is included with this report.

Disclaimer

All conclusions presented in this letter are based solely on the information collected by the soil vapor survey conducted by Optimal Technology. Soil vapor testing is only a subsurface screening tool and does not represent actual contaminant concentrations in either the soil and/or groundwater. We enjoyed working with you on this project and look forward to future projects. If you have any questions, please contact me at (877) 764-5427.

Sincerely,



John Rice
Project Manager



SOIL VAPOR RESULTS

Site Name: 870 N. Sanderson Ave., San Jacinto, CA
Analyst: J. Rice **Collector:** J. Rice
Method: Modified EPA 8260B

Lab Name: Optimal Technology
Inst. ID: Agilent 6890N
Detector: Agilent 5973N Mass Spectrometer

Date: 10/11/21
Page: 3 of 6

SAMPLE ID	SV-14-5	SV-14-15	SV-14-25	SV-14-25 Dup	SV-15-5	SV-15-15	SV-15-25	SV-3A-15
Sampling Depth (Ft.)	5.0	15.0	25.0	25.0	5.0	15.0	25.0	15.0
Purge Volume (ml)	3,226	2,329	2,474	2,474	3,226	2,329	2,474	2,329
Vacuum (in. of Water)	0	0	0	0	0	0	0	0
Injection Volume (ul)	100,000	100,000	100,000	100,000	100,000	100,000	100,000	100,000
Dilution Factor	1	1	1	1	1	1	1	1

COMPOUND	REP. LIMIT	CONC (ug/m ³)	CONC (ug/m ³)	CONC (ug/m ³)	CONC (ug/m ³)	CONC (ug/m ³)	CONC (ug/m ³)	CONC (ug/m ³)	CONC (ug/m ³)
Acetone	1000	ND	ND	ND	ND	ND	ND	ND	ND
Benzene	3	ND	ND	ND	ND	ND	ND	ND	ND
Bromobenzene	1000	ND	ND	ND	ND	ND	ND	ND	ND
Bromochloromethane	1000	ND	ND	ND	ND	ND	ND	ND	ND
Bromodichloromethane	2	ND	ND	ND	ND	ND	ND	ND	ND
Bromoform	80	ND	ND	ND	ND	ND	ND	ND	ND
Bromomethane	150	ND	ND	ND	ND	ND	ND	ND	ND
2-Butanone (MEK)	1000	ND	ND	ND	ND	ND	ND	ND	ND
n-Butylbenzene	1000	ND	ND	ND	ND	ND	ND	ND	ND
sec-Butylbenzene	1000	ND	ND	ND	ND	ND	ND	ND	ND
tert-Butylbenzene	1000	ND	ND	ND	ND	ND	ND	ND	ND
Carbon Tetrachloride	2	ND	ND	ND	ND	ND	ND	ND	ND
Chlorobenzene	1000	ND	ND	ND	ND	ND	ND	ND	ND
Chloroethane	1000	ND	ND	ND	ND	ND	ND	ND	ND
Chloroform	4	17	13	ND	ND	ND	ND	ND	ND
Chloromethane	1000	ND	ND	ND	ND	ND	ND	ND	ND
2-Chlorotoluene	1000	ND	ND	ND	ND	ND	ND	ND	ND
4-Chlorotoluene	1000	ND	ND	ND	ND	ND	ND	ND	ND
Cyclohexane	1000	ND	ND	ND	ND	ND	ND	ND	ND
Dibromochloromethane	1000	ND	ND	ND	ND	ND	ND	ND	ND
1,2-Dibromo-3-chloropropane	1	ND	ND	ND	ND	ND	ND	ND	ND
1,2-Dibromoethane	1	ND	ND	ND	ND	ND	ND	ND	ND
Dibromomethane	1000	ND	ND	ND	ND	ND	ND	ND	ND
1,2-Dichlorobenzene	1000	ND	ND	ND	ND	ND	ND	ND	ND
1,3-Dichlorobenzene	1000	ND	ND	ND	ND	ND	ND	ND	ND
1,4-Dichlorobenzene	8	ND	ND	ND	ND	ND	ND	ND	ND
Dichlorodifluoromethane	1000	ND	ND	ND	ND	ND	ND	ND	ND
1,2-Dichloroethane	3	ND	ND	ND	ND	ND	ND	ND	ND
1,1-Dichloroethane	50	ND	ND	ND	ND	ND	ND	ND	ND
1,1-Dichloroethene	1000	ND	ND	ND	ND	ND	ND	ND	ND
cis-1,2-Dichloroethene	200	ND	ND	ND	ND	ND	ND	ND	ND
trans-1,2-Dichloroethene	1000	ND	ND	ND	ND	ND	ND	ND	ND
1,2-Dichloropropane	9	ND	ND	ND	ND	ND	ND	ND	ND
2,2-Dichloropropane	1000	ND	ND	ND	ND	ND	ND	ND	ND
1,3-Dichloropropane	1000	ND	ND	ND	ND	ND	ND	ND	ND

Note: ND = Below Listed Reporting Limit



SOIL VAPOR RESULTS

Site Name: 870 N. Sanderson Ave., San Jacinto, CA
Analyst: J. Rice **Collector:** J. Rice
Method: Modified EPA 8260B

Lab Name: Optimal Technology
Inst. ID: Agilent 6890N
Detector: Agilent 5973N Mass Spectrometer

Date: 10/11/21
Page: 4 of 6

SAMPLE ID	SV-14-5	SV-14-15	SV-14-25	SV-14-25 Dup	SV-15-5	SV-15-15	SV-15-25	SV-3A-15
Sampling Depth (Ft.)	5.0	15.0	25.0	25.0	5.0	15.0	25.0	15.0
Purge Volume (ml)	3,226	2,329	2,474	2,474	3,226	2,329	2,474	2,329
Vacuum (in. of Water)	0	0	0	0	0	0	0	0
Injection Volume (ul)	100,000	100,000	100,000	100,000	100,000	100,000	100,000	100,000
Dilution Factor	1	1	1	1	1	1	1	1

COMPOUND	REP. LIMIT	CONC (ug/m ³)	CONC (ug/m ³)	CONC (ug/m ³)	CONC (ug/m ³)	CONC (ug/m ³)	CONC (ug/m ³)	CONC (ug/m ³)	CONC (ug/m ³)
1,1-Dichloropropene	1000	ND	ND	ND	ND	ND	ND	ND	ND
Ethylbenzene	30	ND	ND	ND	ND	ND	ND	ND	ND
Freon 113	1000	ND	ND	ND	ND	ND	ND	ND	ND
Hexachlorobutadiene	4	ND	ND	ND	ND	ND	ND	ND	ND
Isopropylbenzene	1000	ND	ND	ND	ND	ND	ND	ND	ND
p-Isopropyltoluene	1000	ND	ND	ND	ND	ND	ND	ND	ND
Methylene Chloride	30	ND	ND	ND	ND	ND	ND	ND	ND
4-Methyl-2-Pentanone	1000	ND	ND	ND	ND	ND	ND	ND	ND
Naphthalene	2	ND	ND	ND	ND	ND	ND	ND	ND
n-Propylbenzene	1000	ND	ND	ND	ND	ND	ND	ND	ND
Styrene	1000	ND	ND	ND	ND	ND	ND	ND	ND
1,1,1,2-Tetrachloroethane	10	ND	ND	ND	ND	ND	ND	ND	ND
1,1,2,2-Tetrachloroethane	1	ND	ND	ND	ND	ND	ND	ND	ND
Tetrachloroethene (PCE)	10	ND	ND	ND	ND	ND	ND	ND	ND
Toluene	1000	ND	ND	ND	ND	ND	ND	ND	ND
1,2,3-Trichlorobenzene	1000	ND	ND	ND	ND	ND	ND	ND	ND
1,2,4-Trichlorobenzene	60	ND	ND	ND	ND	ND	ND	ND	ND
1,1,1-Trichloroethane	1000	ND	ND	ND	ND	ND	ND	ND	ND
1,1,2-Trichloroethane	5	ND	ND	ND	ND	ND	ND	ND	ND
Trichloroethene (TCE)	10	ND	ND	ND	ND	ND	ND	ND	ND
Trichlorofluoromethane	1000	ND	ND	ND	ND	ND	ND	ND	ND
1,2,3-Trichloropropane	10	ND	ND	ND	ND	ND	ND	ND	ND
1,2,4-Trimethylbenzene	1000	ND	ND	ND	ND	ND	ND	ND	ND
1,3,5-Trimethylbenzene	1000	ND	ND	ND	ND	ND	ND	ND	ND
Vinyl Chloride	1	ND	ND	ND	ND	ND	ND	ND	ND
m/p-Xylene	1000	ND	ND	ND	ND	ND	ND	ND	ND
o-Xylene	1000	ND	ND	ND	ND	ND	ND	ND	ND
Diisopropyl Ether (DIPE)	1000	ND	ND	ND	ND	ND	ND	ND	ND
Ethyl Tert Butyl Ether	1000	ND	ND	ND	ND	ND	ND	ND	ND
MTBE	350	ND	ND	ND	ND	ND	ND	ND	ND
Tert-Amyl Methyl Ether (TAME)	1000	ND	ND	ND	ND	ND	ND	ND	ND
Tertiary Butyl Alcohol	1000	ND	ND	ND	ND	ND	ND	ND	ND
Isobutane (Tracer Gas)	1000	ND	ND	ND	ND	ND	ND	ND	ND
SURROGATE	QC LIMITS	Recovery %	Recovery %	Recovery %	Recovery %	Recovery %	Recovery %	Recovery %	Recovery %
Dibromofluoromethane	70-130%	96%	101%	99%	90%	87%	98%	109%	114%
4-Bromofluorobenzene	70-130%	106%	117%	105%	104%	106%	113%	116%	111%

Note: ND = Below Listed Reporting Limit



SOIL VAPOR RESULTS

Site Name: 870 N. Sanderson Ave., San Jacinto, CA

Lab Name: Optimal Technology

Date: 10/11/21

Analyst: J. Rice **Collector:** J. Rice

Inst. ID: Agilent 6890N

Method: Modified EPA 8260B

Detector: Agilent 5973N Mass Spectrometer

Page: 5 of 6

SAMPLE ID	SV-3A-25	SV-11-5	SV-11-15	SV-11-25	SV-11-25 Dup			
Sampling Depth (Ft.)	25.0	5.0	15.0	25.0	25.0			
Purge Volume (ml)	2,474	3,226	2,329	2,474	2,474			
Vacuum (in. of Water)	0	0	0	0	0			
Injection Volume (ul)	100,000	100,000	100,000	100,000	100,000			
Dilution Factor	1	1	1	1	1			

COMPOUND	REP. LIMIT	CONC (ug/m ³)	CONC (ug/m ³)	CONC (ug/m ³)	CONC (ug/m ³)	CONC (ug/m ³)			
Acetone	1000	ND	ND	ND	ND	ND			
Benzene	3	ND	ND	ND	ND	ND			
Bromobenzene	1000	ND	ND	ND	ND	ND			
Bromochloromethane	1000	ND	ND	ND	ND	ND			
Bromodichloromethane	2	ND	ND	ND	ND	ND			
Bromoform	80	ND	ND	ND	ND	ND			
Bromomethane	150	ND	ND	ND	ND	ND			
2-Butanone (MEK)	1000	ND	ND	ND	ND	ND			
n-Butylbenzene	1000	ND	ND	ND	ND	ND			
sec-Butylbenzene	1000	ND	ND	ND	ND	ND			
tert-Butylbenzene	1000	ND	ND	ND	ND	ND			
Carbon Tetrachloride	2	ND	ND	ND	ND	ND			
Chlorobenzene	1000	ND	ND	ND	ND	ND			
Chloroethane	1000	ND	ND	ND	ND	ND			
Chloroform	4	ND	ND	ND	ND	ND			
Chloromethane	1000	ND	ND	ND	ND	ND			
2-Chlorotoluene	1000	ND	ND	ND	ND	ND			
4-Chlorotoluene	1000	ND	ND	ND	ND	ND			
Cyclohexane	1000	ND	ND	ND	ND	ND			
Dibromochloromethane	1000	ND	ND	ND	ND	ND			
1,2-Dibromo-3-chloropropane	1	ND	ND	ND	ND	ND			
1,2-Dibromoethane	1	ND	ND	ND	ND	ND			
Dibromomethane	1000	ND	ND	ND	ND	ND			
1,2-Dichlorobenzene	1000	ND	ND	ND	ND	ND			
1,3-Dichlorobenzene	1000	ND	ND	ND	ND	ND			
1,4-Dichlorobenzene	8	ND	ND	ND	ND	ND			
Dichlorodifluoromethane	1000	ND	ND	ND	ND	ND			
1,2-Dichloroethane	3	ND	ND	ND	ND	ND			
1,1-Dichloroethane	50	ND	ND	ND	ND	ND			
1,1-Dichloroethene	1000	ND	ND	ND	ND	ND			
cis-1,2-Dichloroethene	200	ND	ND	ND	ND	ND			
trans-1,2-Dichloroethene	1000	ND	ND	ND	ND	ND			
1,2-Dichloropropane	9	ND	ND	ND	ND	ND			
2,2-Dichloropropane	1000	ND	ND	ND	ND	ND			
1,3-Dichloropropane	1000	ND	ND	ND	ND	ND			

Note: ND = Below Listed Reporting Limit



SOIL VAPOR RESULTS

Site Name: 870 N. Sanderson Ave., San Jacinto, CA
Analyst: J. Rice **Collector:** J. Rice
Method: Modified EPA 8260B

Lab Name: Optimal Technology
Inst. ID: Agilent 6890N
Detector: Agilent 5973N Mass Spectrometer

Date: 10/11/21
Page: 6 of 6

SAMPLE ID	SV-3A-25	SV-11-5	SV-11-15	SV-11-25	SV-11-25 Dup			
Sampling Depth (Ft.)	25.0	5.0	15.0	25.0	25.0			
Purge Volume (ml)	2,474	3,226	2,329	2,474	2,474			
Vacuum (in. of Water)	0	0	0	0	0			
Injection Volume (ul)	100,000	100,000	100,000	100,000	100,000			
Dilution Factor	1	1	1	1	1			

COMPOUND	REP. LIMIT	CONC (ug/m ³)	CONC (ug/m ³)	CONC (ug/m ³)	CONC (ug/m ³)	CONC (ug/m ³)			
1,1-Dichloropropene	1000	ND	ND	ND	ND	ND			
Ethylbenzene	30	ND	ND	ND	ND	ND			
Freon 113	1000	ND	ND	ND	ND	ND			
Hexachlorobutadiene	4	ND	ND	ND	ND	ND			
Isopropylbenzene	1000	ND	ND	ND	ND	ND			
p-Isopropyltoluene	1000	ND	ND	ND	ND	ND			
Methylene Chloride	30	ND	ND	ND	ND	ND			
4-Methyl-2-Pentanone	1000	ND	ND	ND	ND	ND			
Naphthalene	2	ND	ND	ND	ND	ND			
n-Propylbenzene	1000	ND	ND	ND	ND	ND			
Styrene	1000	ND	ND	ND	ND	ND			
1,1,1,2-Tetrachloroethane	10	ND	ND	ND	ND	ND			
1,1,2,2-Tetrachloroethane	1	ND	ND	ND	ND	ND			
Tetrachloroethene (PCE)	10	ND	16	ND	ND	ND			
Toluene	1000	ND	ND	ND	ND	ND			
1,2,3-Trichlorobenzene	1000	ND	ND	ND	ND	ND			
1,2,4-Trichlorobenzene	60	ND	ND	ND	ND	ND			
1,1,1-Trichloroethane	1000	ND	ND	ND	ND	ND			
1,1,2-Trichloroethane	5	ND	ND	ND	ND	ND			
Trichloroethene (TCE)	10	ND	ND	ND	ND	ND			
Trichlorofluoromethane	1000	ND	ND	ND	ND	ND			
1,2,3-Trichloropropane	10	ND	ND	ND	ND	ND			
1,2,4-Trimethylbenzene	1000	ND	ND	ND	ND	ND			
1,3,5-Trimethylbenzene	1000	ND	ND	ND	ND	ND			
Vinyl Chloride	1	ND	ND	ND	ND	ND			
m/p-Xylene	1000	ND	ND	ND	ND	ND			
o-Xylene	1000	ND	ND	ND	ND	ND			
Diisopropyl Ether (DIPE)	1000	ND	ND	ND	ND	ND			
Ethyl Tert Butyl Ether	1000	ND	ND	ND	ND	ND			
MTBE	350	ND	ND	ND	ND	ND			
Tert-Amyl Methyl Ether (TAME)	1000	ND	ND	ND	ND	ND			
Tertiary Butyl Alcohol	1000	ND	ND	ND	ND	ND			
Isobutane (Tracer Gas)	1000	ND	ND	ND	ND	ND			
SURROGATE	QC LIMITS	Recovery %	Recovery %	Recovery %	Recovery %	Recovery %			
Dibromofluoromethane	70-130%	110%	103%	88%	83%	80%			
4-Bromofluorobenzene	70-130%	94%	105%	97%	99%	89%			

Note: ND = Below Listed Reporting Limit



CHAIN OF CUSTODY FORM

Site Name/Number Site Address Company Name	PO# / Project Ref#
Contact Person(s):	Phone#
Email:	
Comments:	

				TESTS REQUIRED (please mark with an "X")			
Sample Identification	Sampling Device	Date Collected	Time Collected	Soil Gas Mod 8260B	Soil Gas Mod 8021B	Soil Gas Mod 8015	Notes
BLANK-1	Syringe	10/11/21	9:00 AM	x			
SV-12-5	Syringe	10/11/21	9:27 AM	x			
SV-12-15	Syringe	10/11/21	9:47 AM	x			
SV-12-25	Syringe	10/11/21	10:08 AM	x			
SV-1A-25	Syringe	10/11/21	10:28 AM	x			
SV-13-5	Syringe	10/11/21	10:53 AM	x			
SV-13-15	Syringe	10/11/21	11:15 AM	x			
SV-13-25	Syringe	10/11/21	11:34 AM	x			
SV-14-5	Syringe	10/11/21	12:00 PM	x			
SV-14-15	Syringe	10/11/21	12:18 PM	x			
SV-14-25	Syringe	10/11/21	12:36 PM	x			
SV-14-25 Dup	Syringe	10/11/21	12:36 PM	x			
SV-15-5	Syringe	10/11/21	1:00 PM	x			
SV-15-15	Syringe	10/11/21	1:19 PM	x			
SV-15-25	Syringe	10/11/21	1:37 PM	x			
SV-3A-15	Syringe	10/11/21	1:57 PM	x			
SV-3A-25	Syringe	10/11/21	2:16 PM	x			
SV-11-5	Syringe	10/11/21	2:35 PM	x			
SV-11-15	Syringe	10/11/21	2:58 PM	x			
SV-11-25	Syringe	10/11/21	3:17 PM	x			
SV-11-25 Dup	Syringe	10/11/21	3:37 PM	x			

Collected & Tested by: <div style="text-align: center; font-family: cursive; font-size: 1.2em; color: blue;">John Rice</div>

Phase II Subsurface Investigation Letter Report
North Sanderson Avenue, San Jacinto, California

ATTACHMENT B

Boring Logs



ROUX ASSOCIATES, INC.
Environmental Consulting
& Management

5150 E. Pacific Coast Highway, Suite 450
Long Beach, California 90804
Telephone: (310) 879 - 4900

BORING LOG

WELL NO. SV-1	NORTHING Not Measured	EASTING Not Measured
PROJECT NO./NAME 2217.0025L / Shea San Jacinto		LOCATION 870 North Sanderson Avenue
APPROVED BY D. Williams	LOGGED BY D. Williams	San Jacinto, California
DRILLING CONTRACTOR/DRILLER Strong Arm Environmental / Frank Rodriguez		GEOGRAPHIC AREA
DRILL BIT DIAMETER/TYPE 2.25-in. Drive Sampler	BOREHOLE DIAMETER 2.25/2.75-in.	DRILLING EQUIPMENT/METHOD Geoprobe 6620DT / DPT
CASING MAT./DIA. Nylaflo / 1/4"	SCREEN: TYPE Porous Filter MAT. S. Steel	SAMPLING METHOD 1.5" Large Bore
ELEVATION OF: (Feet)	GROUND SURFACE	START-FINISH DATE 9/7/21-9/7/21
		GRAVEL PACK SIZES #3 Sand
		TOTAL LENGTH 0.1 ft DIA. 1/4" SLOT SIZE 150 micron

Depth, feet	Graphic Log	Visual Description	Blow Counts per 6"	PID Values (ppm)	REMARKS
5		SILT with Sand (ML): grayish brown (10YR 5/2), dry, nonplastic, fine sand, trace angular gravel to 1/4", (fines: 85%, sand: 10%, gravel: 5%). @ 3 feet bgs: As above, except brown (10YR 5/3), slightly moist, (fines: 75%, sand: 20%, gravel: 5%).			Hand augered to 5 ft below ground surface (bgs) Temporary soil-vapor probes at 5 and 15 feet bgs
10		Poorly-Graded SAND with Silt (SP-SM): dark gray (10YR 4/1), moist, fine to medium grained sand, few silt, (fines: 10%, sand: 90%, gravel: 0%).		1.6	Soil Sample SV-1-5 @ 1108
15		SILT with Sand (ML): grayish brown (10YR 5/2), moist, nonplastic, fine sand, (fines: 85%, sand: 15%, gravel: 0%).		0.2	Soil Sample SV-1-10 @ 1252
20		Silty SAND (SM): very dark gray (10YR 3/1), moist, fine to medium grained sand, trace fine calcitic gravel to 1/4", (fines: 20%, sand: 75%, gravel: 5%)		0.2	Soil Sample SV-1-15 @ 1256
				0.1	Soil Sample SV-1-20 @ 1307

NOTES: No odor or staining observed unless otherwise stated.

Terminal Depth: 20' bgs.

BORING/FEET 2021_1220_SAN_JACINTO.GPJ ROUX.GDT 12/20/21



ROUX ASSOCIATES, INC.
Environmental Consulting
& Management

5150 E. Pacific Coast Highway, Suite 450
Long Beach, California 90804
Telephone: (310) 879 - 4900

BORING LOG

WELL NO. SV-1A	NORTHING Not Measured	EASTING Not Measured
PROJECT NO./NAME 2217.0025L / Shea San Jacinto		LOCATION 870 North Sanderson Avenue
APPROVED BY D. Williams	LOGGED BY J. Knight	San Jacinto, California
DRILLING CONTRACTOR/DRILLER Strong Arm Environmental /		GEOGRAPHIC AREA
DRILL BIT DIAMETER/TYPE 2.25-in. Drive Sampler	BOREHOLE DIAMETER 2.25-in.	DRILLING EQUIPMENT/METHOD Geoprobe 6620DT / DPT
CASING MAT./DIA. Nylaflo / 1/4"	SCREEN: TYPE Porous Filter MAT. S. Steel	SAMPLING METHOD 1.5" Large Bore
ELEVATION OF: GROUND SURFACE		START-FINISH DATE 10/8/21-10/8/21
(Feet)		GRAVEL PACK SIZES #3 Sand
		TOTAL LENGTH 0.1 ft DIA. 1/4" SLOT SIZE 150 micron

Depth, feet	Graphic Log	Visual Description	Blow Counts per 6"	PID Values (ppm)	REMARKS
10.0		SILT (ML): gray (10YR 5/1), dry, few fine Sand, trace angular gravel to 5mm (85% Silt, 10% Sand, 5% Gravel), non-plastic.		10.0	Hand augered to 5 ft below ground surface (bgs)
5		Silty SAND (SM): brown (10YR 5/3), slightly moist, fine Sand, little Silt, trace angular gravel, (70% Sand, 25% Silt, 5% Gravel), non-plastic.			
7.5		Poorly-Graded SAND with Silt (SP-SM): dark gray (10YR 5/1), moist, fine to medium Sand, few Silt, no Gravel (90% Sand, 10% Silt), non-plastic.		7.5	
10		SILT with Sand (ML): grayish brown (10YR 5/2), moist, little fine Sand, trace Clay, (85% Silt, 15% Sand, <5% Clay).		3.2	
15		Hydrated Bentonite		5.3	
20				1.7	
25		Dry Bentonite #3 Sand 1" Probe		2.7	Temporary 1" stainless steel soil vapor probe at 25' bgs

NOTES: No odor or staining observed unless otherwise stated.

Terminal Depth: 25.5' bgs

BORING/FEET 2021_1220_SAN_JACINTO.GPJ ROUX.GDT 12/20/21



ROUX ASSOCIATES, INC.
Environmental Consulting
& Management

5150 E. Pacific Coast Highway, Suite 450
Long Beach, California 90804
Telephone: (310) 879 - 4900

BORING LOG

WELL NO. SV-2	NORTHING Not Measured	EASTING Not Measured
PROJECT NO./NAME 2217.0025L / Shea San Jacinto		LOCATION 870 North Sanderson Avenue
APPROVED BY D. Williams	LOGGED BY D. Williams	San Jacinto, California
DRILLING CONTRACTOR/DRILLER Strong Arm Environmental / Frank Rodriguez		GEOGRAPHIC AREA
DRILL BIT DIAMETER/TYPE 2.25-in. Drive Sampler	BOREHOLE DIAMETER 2.25/2.75-in.	DRILLING EQUIPMENT/METHOD Geoprobe 6620DT / DPT
		SAMPLING METHOD 1.5" Large Bore
		START-FINISH DATE 9/7/21-9/7/21
CASING MAT./DIA. Nylaflo / 1/4"	SCREEN: TYPE Porous Filter MAT. S. Steel	TOTAL LENGTH 0.1 ft DIA. 1/4" SLOT SIZE 150 micron
ELEVATION OF: GROUND SURFACE		GRAVEL PACK SIZES #3 Sand

Depth, feet	Graphic Log	Visual Description	Blow Counts per 6"	PID Values (ppm)	REMARKS
5		SILT with Sand (ML): grayish brown (10YR 5/2), dry, nonplastic, fine sand, trace angular gravel to 1/4", (fines: 85%, sand: 10%, gravel: 5%). @ 3 feet bgs: As above, except brown (10YR 5/3), slightly moist, fine to medium grained sand, angular calcitic gravel to 1/2", (fines: 75%, sand: 20%, gravel: 5%).			Hand augered to 5 ft below ground surface (bgs) Soil Sample SV-2-5 @ 1238
10		SILT (ML): gray (10YR 5/1), moist, nonplastic, trace fine sand, (fines: 95%, sand: 5%, gravel: 0%)			Soil Sample SV-2-10 @ 1355
15		Sandy Lean CLAY (CL): very dark gray (10YR 3/1), moist, medium plasticity, fine to medium grained sand, (fines: 70%, sand: 30%, gravel: 0%) Silty SAND (SM): very dark gray (10YR 3/1), moist, fine to medium grained sand, (fines: 30%, sand: 70%, gravel: 0%) @ 14 feet bgs: As above, except dark grey (10YR 4/1), fine sand, (fines: 20%, sand: 80%, gravel: 0%)			Soil Sample SV-2-15 @ 1402
20					Temporary soil-vapor probes at 5 and 15 feet bgs Soil Sample SV-2-20 @ 1409

NOTES: No odor or staining observed unless otherwise stated.

Terminal Depth: 20 bgs.



ROUX ASSOCIATES, INC.
Environmental Consulting
& Management

5150 E. Pacific Coast Highway, Suite 450
Long Beach, California 90804
Telephone: (310) 879 - 4900

BORING LOG

WELL NO. SV-3	NORTHING Not Measured	EASTING Not Measured
PROJECT NO./NAME 2217.0025L / Shea San Jacinto		LOCATION 870 North Sanderson Avenue San Jacinto, California
APPROVED BY D. Williams	LOGGED BY D. Williams	GEOGRAPHIC AREA
DRILLING CONTRACTOR/DRILLER Strong Arm Environmental / Frank Rodriguez		
DRILL BIT DIAMETER/TYPE NA	BOREHOLE DIAMETER 2.75-in.	DRILLING EQUIPMENT/METHOD Hand Auger / HA
CASING MAT./DIA. Nylaflo / 1/4"	SCREEN: TYPE Porous Filter MAT. S. Steel	SAMPLING METHOD Hand Auger
ELEVATION OF: (Feet)	GROUND SURFACE	START-FINISH DATE 9/7/21-9/7/21
		GRAVEL PACK SIZES #3 Sand
		TOTAL LENGTH 0.1 ft DIA. 1/4" SLOT SIZE 150 micron

Depth, feet	Graphic Log	Visual Description	Blow Counts per 6"	PID Values (ppm)	REMARKS
5		<p>SILT with Sand (ML): grayish brown (10YR 5/2), fine Sand, trace angular Gravel to 1/4", (fines: 85%, sand: 10%, gravel: 5%), non-plastic.</p> <p>Sandy SILT (ML): brown (10YR 5/3), slightly moist, fine to medium Sand (fines: 70%, sand: 25%, gravel: 5%), non-plastic.</p>		0.0	<p>Hand augered to 5 ft below ground surface (bgs)</p> <p>Soil Sample SV-3-5 @ 1100 Temporary soil-vapor probe at 5 feet bgs</p>

NOTES: No odor or staining observed unless otherwise stated.

Terminal Depth: 5.5' bgs



ROUX ASSOCIATES, INC.
Environmental Consulting
& Management

5150 E. Pacific Coast Highway, Suite 450
Long Beach, California 90804
Telephone: (310) 879 - 4900

BORING LOG

WELL NO. SV-3A	NORTHING Not Measured	EASTING Not Measured
PROJECT NO./NAME 2217.0025L / Shea San Jacinto		LOCATION 870 North Sanderson Avenue
APPROVED BY D. Williams	LOGGED BY J. Knight	San Jacinto, California
DRILLING CONTRACTOR/DRILLER Strong Arm Environmental /		GEOGRAPHIC AREA
DRILL BIT DIAMETER/TYPE 2.25-in. Drive Sampler	BOREHOLE DIAMETER 2.25-in.	DRILLING EQUIPMENT/METHOD Geoprobe 6620DT / DPT
CASING MAT./DIA. Nylaflo / 1/4"	SCREEN: TYPE Porous Filter MAT. S. Steel	SAMPLING METHOD 1.5" Large Bore
ELEVATION OF: (Feet)	GROUND SURFACE	START-FINISH DATE 10/8/21-10/8/21
		TOTAL LENGTH 0.1 ft DIA. 1/4" SLOT SIZE 150 micron
		GRAVEL PACK SIZES #3 Sand

Depth, feet	Graphic Log	Visual Description	Blow Counts per 6"	PID Values (ppm)	REMARKS
5		SILT with Sand (ML): grayish brown (10YR 5/2), dry, few fine Sand, trace angular Gravel to 5mm, (85% Silt, 10% Sand, 5% Gravel), non-plastic		2.0	Hand augered to 5 ft below ground surface (bgs)
10		Poorly-graded SAND with Silt (SP-SM): brown (10YR 5/3), moist, few Gravel to 5mm, few Silt, (80% Sand, 10% Gravel, 10% Silt).		3.1	
15		Silty SAND (SM): grayish brown (10YR 5/2), fine to medium Sand, little Silt (80% Sand, 20% Silt).		1.7	
20					
25		Silty SAND (SM): very dark gray (10YR 3/1), moist, fine to medium Sand, some Silt, trace Gravel to 1/4" (70% Sand, 30% Silt, <5% Gravel).		1.0	Temporary soil vapor probes at 15' and 25' bgs

NOTES: No odor or staining observed unless otherwise stated.

Terminal Depth: 25.5' bgs

BORING/FEET 2021_1220_SAN_JACINTO.GPJ ROUX.GDT 12/20/21



ROUX ASSOCIATES, INC.
Environmental Consulting
& Management

5150 E. Pacific Coast Highway, Suite 450
Long Beach, California 90804
Telephone: (310) 879 - 4900

BORING LOG

WELL NO. SV-4	NORTHING Not Measured	EASTING Not Measured
PROJECT NO./NAME 2217.0025L / Shea San Jacinto		LOCATION 870 North Sanderson Avenue
APPROVED BY D. Williams	LOGGED BY D. Williams	San Jacinto, California
DRILLING CONTRACTOR/DRILLER Strong Arm Environmental / Frank Rodriguez		GEOGRAPHIC AREA
DRILL BIT DIAMETER/TYPE NA	BOREHOLE DIAMETER 3.25-in.	DRILLING EQUIPMENT/METHOD Hand Auger / HA
CASING MAT./DIA. Nylaflo / 1/4"	SCREEN: TYPE Porous Filter MAT. S. Steel	SAMPLING METHOD Hand Auger
ELEVATION OF: GROUND SURFACE		START-FINISH DATE 9/7/21-9/7/21
(Feet)		SLOT SIZE 150 micron
		GRAVEL PACK SIZES #3 Sand

Depth, feet	Graphic Log	Visual Description	Blow Counts per 6"	PID Values (ppm)	REMARKS
5		<p>SILT with Sand (ML): grayish brown (10YR 5/2), dry, fine Sand, trace angular gravel to 1/2", (fines: 85%, sand: 10%, gravel: 5%), medium plasticity, no odor or staining.</p> <p>Poorly-Graded SAND (SP): brown (10YR 5/3), slightly moist, fine to medium Sand, (fines: 5%, sand: 95%, gravel: 0%).</p>		0.1	<p>Hand augered to 5 ft below ground surface (bgs)</p> <p>Soil Sample SV-4-5 @ 1119 5 Temporary soil-vapor probe at 5 feet bgs</p>

NOTES: No odor or staining observed unless otherwise stated.

Terminal Depth: 5.5' bgs



ROUX ASSOCIATES, INC.
Environmental Consulting
& Management

5150 E. Pacific Coast Highway, Suite 450
Long Beach, California 90804
Telephone: (310) 879 - 4900

BORING LOG

WELL NO. SV-5	NORTHING Not Measured	EASTING Not Measured
PROJECT NO./NAME 2217.0025L / Shea San Jacinto		LOCATION 870 North Sanderson Avenue
APPROVED BY D. Williams	LOGGED BY D. Williams	San Jacinto, California
DRILLING CONTRACTOR/DRILLER Strong Arm Environmental / Frank Rodriguez		GEOGRAPHIC AREA
DRILL BIT DIAMETER/TYPE NA	BOREHOLE DIAMETER 3.25-in.	DRILLING EQUIPMENT/METHOD Hand Auger / HA
CASING MAT./DIA. Nylaflo / 1/4"	SCREEN: TYPE Porous Filter MAT. S. Steel	SAMPLING METHOD Hand Auger
ELEVATION OF: GROUND SURFACE (Feet)		START-FINISH DATE 9/7/21-9/7/21
		SLOT SIZE 150 micron
		GRAVEL PACK SIZES #3 Sand

Depth, feet	Graphic Log	Visual Description	Blow Counts per 6"	PID Values (ppm)	REMARKS
5		<p>SILT with Sand (ML): grayish brown (10YR 5/2), dry, little fine Sand, trace fine Gravel to 1/4" (fines: 85%, sand: 10%, gravel: 5%).</p> <p>@ 3 feet bgs: Same as above, except angular calcite Gravel to 1/3".</p>		0.0	<p>Hand augered to 5 ft below ground surface (bgs) Soil Sample SV-5-0.5 @ 1147</p> <p>Soil Sample SV-5-5 @ 1158 Temporary soil-vapor probe at 5 feet bgs</p>

NOTES: No odor or staining observed unless otherwise stated.

Terminal Depth: 5.5' bgs



ROUX ASSOCIATES, INC.
Environmental Consulting
& Management

5150 E. Pacific Coast Highway, Suite 450
Long Beach, California 90804
Telephone: (310) 879 - 4900

BORING LOG

WELL NO. SV-6	NORTHING Not Measured	EASTING Not Measured
PROJECT NO./NAME 2217.0025L / Shea San Jacinto		LOCATION 870 North Sanderson Avenue
APPROVED BY D. Williams	LOGGED BY D. Williams	San Jacinto, California
DRILLING CONTRACTOR/DRILLER Strong Arm Environmental / Frank Rodriguez		GEOGRAPHIC AREA
DRILL BIT DIAMETER/TYPE NA	BOREHOLE DIAMETER 2.75-in.	DRILLING EQUIPMENT/METHOD Hand Auger / HA
CASING MAT./DIA. Nylaflo / 1/4"	SCREEN: TYPE Porous Filter MAT. S. Steel	SAMPLING METHOD Hand Auger
ELEVATION OF: GROUND SURFACE		START-FINISH DATE 9/7/21-9/7/21
(Feet)		SLOT SIZE 150 micron
		GRAVEL PACK SIZES #3 Sand

Depth, feet	Graphic Log	Visual Description	Blow Counts per 6"	PID Values (ppm)	REMARKS
5		<p>SILT with Sand (ML): pale brown (10YR 6/3), dry, fine Sand, angular Gravel to 1/2" (fines: 70%, sand: 20%, gravel: 10%), non-plastic.</p> <p>SILT (ML): grayish brown (10YR 5/2), slightly moist, fine sand, trace angular gravel to 1/4", non-plastic</p>		0.1	<p>Hand augered to 5 ft below ground surface (bgs)</p> <p>Temporary soil-vapor probe at 5 feet bgs</p>

NOTES: No odor or staining observed unless otherwise stated.

Terminal Depth: 5.5' bgs



ROUX ASSOCIATES, INC.
Environmental Consulting
& Management

5150 E. Pacific Coast Highway, Suite 450
Long Beach, California 90804
Telephone: (310) 879 - 4900

BORING LOG

WELL NO. SV-7	NORTHING Not Measured	EASTING Not Measured
PROJECT NO./NAME 2217.0025L / Shea San Jacinto		LOCATION 870 North Sanderson Avenue
APPROVED BY D. Williams	LOGGED BY D. Williams	San Jacinto, California
DRILLING CONTRACTOR/DRILLER Strong Arm Environmental / Frank Rodriguez		GEOGRAPHIC AREA
DRILL BIT DIAMETER/TYPE NA	BOREHOLE DIAMETER 2.75-in.	DRILLING EQUIPMENT/METHOD Hand Auger / HA
CASING MAT./DIA. Nylaflo / 1/4"	SCREEN: TYPE Porous Filter MAT. S. Steel	SAMPLING METHOD Hand Auger
ELEVATION OF: (Feet)	GROUND SURFACE	START-FINISH DATE 9/7/21-9/7/21
		GRAVEL PACK SIZES #3 Sand
		TOTAL LENGTH 0.1 ft DIA. 1/4" SLOT SIZE 150 micron

Depth, feet	Graphic Log	Visual Description	Blow Counts per 6"	PID Values (ppm)	REMARKS
5		<p>Sandy SILT (ML): pale brown (10YR 6/3), dry, fine Sand, angular Gravel to 1/2" (fines: 70%, sand: 20%, gravel: 10%), non-plastic.</p> <p>SILT with Sand (ML): grayish brown (10YR 5/2), slightly moist, trace fine Gravel (fines: 85%, sand: 10%, gravel: 5%), non-plastic.</p>		0.1	<p>Hand augered to 5 ft below ground surface (bgs)</p> <p>Temporary soil-vapor probe at 5 feet bgs</p>

NOTES: No odor or staining observed unless otherwise stated.

Terminal Depth: 5.5' bgs



ROUX ASSOCIATES, INC.
Environmental Consulting
& Management

5150 E. Pacific Coast Highway, Suite 450
Long Beach, California 90804
Telephone: (310) 879 - 4900

BORING LOG

WELL NO. SV-8	NORTHING Not Measured	EASTING Not Measured
PROJECT NO./NAME 2217.0025L / Shea San Jacinto		LOCATION 870 North Sanderson Avenue
APPROVED BY D. Williams	LOGGED BY D. Williams	San Jacinto, California
DRILLING CONTRACTOR/DRILLER Strong Arm Environmental / Frank Rodriguez		GEOGRAPHIC AREA
DRILL BIT DIAMETER/TYPE NA	BOREHOLE DIAMETER 2.75-in.	DRILLING EQUIPMENT/METHOD Hand Auger / HA
CASING MAT./DIA. Nylaflo / 1/4"	SCREEN: TYPE Porous Filter MAT. S. Steel	SAMPLING METHOD Hand Auger
ELEVATION OF: GROUND SURFACE		START-FINISH DATE 9/7/21-9/7/21
(Feet)		SLOT SIZE 150 micron
		GRAVEL PACK SIZES #3 Sand

Depth, feet	Graphic Log	Visual Description	Blow Counts per 6"	PID Values (ppm)	REMARKS
5		<p>Sandy SILT (ML): pale brown (10YR 6/3), dry, fine Sand, angular gravel to 1/2" (fines: 70%, sand: 20%, gravel: 10%), non-plastic.</p> <p>SILT with Sand (ML): grayish brown (10YR 5/2), slightly moist, trace fine Gravel (fines: 85%, sand: 10%, gravel: 5%), non-plastic.</p>		0.0	<p>Hand augered to 5 ft below ground surface (bgs)</p> <p>Temporary soil-vapor probe at 5 feet bgs</p>

NOTES: No odor or staining observed unless otherwise stated.

Terminal Depth: 5.5' bgs



ROUX ASSOCIATES, INC.
Environmental Consulting
& Management

5150 E. Pacific Coast Highway, Suite 450
Long Beach, California 90804
Telephone: (310) 879 - 4900

BORING LOG

WELL NO. SV-9	NORTHING Not Measured	EASTING Not Measured
PROJECT NO./NAME 2217.0025L / Shea San Jacinto		LOCATION 870 North Sanderson Avenue San Jacinto, California
APPROVED BY D. Williams	LOGGED BY D. Williams	GEOGRAPHIC AREA
DRILLING CONTRACTOR/DRILLER Strong Arm Environmental / Frank Rodriguez		
DRILL BIT DIAMETER/TYPE NA	BOREHOLE DIAMETER 2.75-in.	DRILLING EQUIPMENT/METHOD Hand Auger / HA
CASING MAT./DIA. Nylaflo / 1/4"	SCREEN: TYPE Porous Filter MAT. S. Steel	SAMPLING METHOD Hand Auger
ELEVATION OF: (Feet)	GROUND SURFACE	START-FINISH DATE 9/7/21-9/7/21
		SLOT SIZE 150 micron
		GRAVEL PACK SIZES #3 Sand

Depth, feet	Graphic Log	Visual Description	Blow Counts per 6"	PID Values (ppm)	REMARKS
5		<p>Sandy SILT (ML): pale brown (10YR 6/3), dry, fine Sand, angular gravel to 1/2" (fines: 70%, sand: 20%, gravel: 10%), non-plastic.</p> <p>SILT with Sand (ML): grayish brown (10YR 5/2), slightly moist, trace fine Gravel to 1/4" (fines: 85%, sand: 10%, gravel: 5%), non-plastic.</p>		0.1	<p>Hand augered to 5 ft below ground surface (bgs)</p> <p>Temporary soil-vapor probe at 5 feet bgs</p>

NOTES: No odor or staining observed unless otherwise stated.

Terminal Depth: 5.5' bgs



ROUX ASSOCIATES, INC.
Environmental Consulting
& Management

5150 E. Pacific Coast Highway, Suite 450
Long Beach, California 90804
Telephone: (310) 879 - 4900

BORING LOG

WELL NO. SV-10	NORTHING Not Measured	EASTING Not Measured
PROJECT NO./NAME 2217.0025L / Shea San Jacinto		LOCATION 870 North Sanderson Avenue
APPROVED BY D. Williams	LOGGED BY D. Williams	San Jacinto, California
DRILLING CONTRACTOR/DRILLER Strong Arm Environmental / Frank Rodriguez		GEOGRAPHIC AREA
DRILL BIT DIAMETER/TYPE NA	BOREHOLE DIAMETER 2.75-in.	DRILLING EQUIPMENT/METHOD Hand Auger / HA
CASING MAT./DIA. Nylaflo / 1/4"	SCREEN: TYPE Porous Filter MAT. S. Steel	SAMPLING METHOD Hand Auger
ELEVATION OF: GROUND SURFACE		START-FINISH DATE 9/7/21-9/7/21
(Feet)		SLOT SIZE 150 micron
		GRAVEL PACK SIZES #3 Sand

Depth, feet	Graphic Log	Visual Description	Blow Counts per 6"	PID Values (ppm)	REMARKS
5		<p>Sandy SILT (ML): pale brown (10YR 6/3), dry, fine Sand, angular gravel to 1/2" (fines: 70%, sand: 20%, gravel: 10%), non-plastic.</p> <p>SILT with Sand (ML): grayish brown (10YR 5/2), slightly moist, trace fine Gravel (fines: 85%, sand: 10%, gravel: 5%), non-plastic.</p>		0.0	<p>Hand augered to 5 ft below ground surface (bgs)</p> <p>Temporary soil-vapor probe at 5 feet bgs</p>

NOTES: No odor or staining observed unless otherwise stated.

Terminal Depth: 5.5' bgs



ROUX ASSOCIATES, INC.
Environmental Consulting
& Management

5150 E. Pacific Coast Highway, Suite 450
Long Beach, California 90804
Telephone: (310) 879 - 4900

BORING LOG

WELL NO. SV-11	NORTHING Not Measured	EASTING Not Measured
PROJECT NO./NAME 2217.0025L / Shea San Jacinto		LOCATION 870 North Sanderson Avenue
APPROVED BY D. Williams	LOGGED BY J. Knight	San Jacinto, California
DRILLING CONTRACTOR/DRILLER Strong Arm Environmental /		GEOGRAPHIC AREA
DRILL BIT DIAMETER/TYPE 2.25-in. Drive Sampler	BOREHOLE DIAMETER 2.25-in.	DRILLING EQUIPMENT/METHOD Geoprobe 6620DT / DPT
CASING MAT./DIA. Nylaflo / 1/4"	SCREEN: TYPE Porous Filter MAT. S. Steel	SAMPLING METHOD 1.5" Large Bore
ELEVATION OF: GROUND SURFACE		START-FINISH DATE 10/8/21-10/8/21
(Feet)		SLOT SIZE 150 micron
		GRAVEL PACK SIZES #3 Sand

Depth, feet	Graphic Log	Visual Description	Blow Counts per 6"	PID Values (ppm)	REMARKS
5		<p>SILT with Sand (ML): grayish brown (10YR 5/2), dry, fine Sand, little Silt, trace angular gravel to 1cm (80% Silt, 15% Sand, 5% Gravel), non-plastic.</p> <p>SILT (ML): gray (10YR 5/1), moist, few fine Sand (90% Silt, 10% Sand, 0% Gravel), non-plastic.</p>		1.3	Hand augered to 5 ft below ground surface (bgs)
10		<p>Silty SAND (SM): very dark gray (10YR 3/1), moist, medium to fine Sand, some Silt, trace Clay, (70% Sand, 30% Silt, <5% Clay), non-plastic.</p>		1.0	
15		<p>Poorly-Graded SAND (SP): dark gray (10YR 4/1), moist, fine Sand, few Silt (90% Sand, 10% Silt).</p>		3.2	
20				3.1	
25				1.5	Temporary soil vapor probes at 5', 15', and 25' bgs

NOTES: No odor or staining observed unless otherwise stated.

Terminal Depth: 25.5' bgs

BORING/FEET 2021_1220_SAN_JACINTO.GPJ ROUX.GDT 12/20/21



ROUX ASSOCIATES, INC.
Environmental Consulting
& Management

5150 E. Pacific Coast Highway, Suite 450
Long Beach, California 90804
Telephone: (310) 879 - 4900

BORING LOG

WELL NO. SV-12	NORTHING Not Measured	EASTING Not Measured
PROJECT NO./NAME 2217.0025L / Shea San Jacinto		LOCATION 870 North Sanderson Avenue
APPROVED BY D. Williams	LOGGED BY J. Knight	San Jacinto, California
DRILLING CONTRACTOR/DRILLER Strong Arm Environmental /		GEOGRAPHIC AREA
DRILL BIT DIAMETER/TYPE 2.25-in. Drive Sampler	BOREHOLE DIAMETER 2.25-in.	DRILLING EQUIPMENT/METHOD Geoprobe 6620DT / DPT
CASING MAT./DIA. Nylaflo / 1/4"	SCREEN: TYPE Porous Filter MAT. S. Steel	SAMPLING METHOD 1.5" Large Bore
ELEVATION OF: (Feet)	GROUND SURFACE	START-FINISH DATE 10/8/21-10/8/21
		GRAVEL PACK SIZES #3 Sand
		TOTAL LENGTH 0.1 ft DIA. 1/4" SLOT SIZE 150 micron

Depth, feet	Graphic Log	Visual Description	Blow Counts per 6"	PID Values (ppm)	REMARKS
5		<p>SILT (ML): grayish brown (10YR 5/2), few fine Sand, trace angular gravel, non-plastic.</p> <p>Silty SAND (SM): brown (10YR 5/3), fine Sand, little Silt, trace angular Gravel (80% Sand, 15% Silt, 5% Gravel), non-plastic.</p> <p>SILT with Sand (ML): grayish brown (10YR 5/2), moist, little Sand, (85% Silt, 15% Sand).</p>			<p>Hand augered to 5 ft below ground surface (bgs)</p> <p>5</p> <p>10</p> <p>15</p> <p>20</p> <p>25</p>
				1.2	
				2.3	
				5.5	
				3.3	
				4.0	Temporary soil vapor probes at 5', 15', and 25' bgs

NOTES: No odor or staining observed unless otherwise stated.

Terminal Depth: 25.5' bgs

BORING/FEET 2021_1220_SAN_JACINTO.GPJ ROUX.GDT 12/20/21



ROUX ASSOCIATES, INC.
Environmental Consulting
& Management

5150 E. Pacific Coast Highway, Suite 450
Long Beach, California 90804
Telephone: (310) 879 - 4900

BORING LOG

WELL NO. SV-13	NORTHING Not Measured	EASTING Not Measured
PROJECT NO./NAME 2217.0025L / Shea San Jacinto		LOCATION 870 North Sanderson Avenue
APPROVED BY D. Williams	LOGGED BY J. Knight	San Jacinto, California
DRILLING CONTRACTOR/DRILLER Strong Arm Environmental /		GEOGRAPHIC AREA
DRILL BIT DIAMETER/TYPE 2.25-in. Drive Sampler	BOREHOLE DIAMETER 2.25-in.	DRILLING EQUIPMENT/METHOD Geoprobe 6620DT / DPT
CASING MAT./DIA. Nylaflo / 1/4"	SCREEN: TYPE Porous Filter MAT. S. Steel	SAMPLING METHOD 1.5" Large Bore
ELEVATION OF: GROUND SURFACE		START-FINISH DATE 10/8/21-10/8/21
(Feet)		SLOT SIZE 150 micron
		GRAVEL PACK SIZES #3 Sand

Depth, feet	Graphic Log	Visual Description	Blow Counts per 6"	PID Values (ppm)	REMARKS
5		<p>SILT with Sand (ML): grayish brown (10YR 5/2), dry, few fine Sand, trace angular Gravel to 1cm (85% Silt, 10% Sand, 5% Gravel).</p> <p>SILT (ML): gray (10YR 5/1), moist, trace fine Sand (95% Silt, 5% Sand), non-plastic.</p>		1.1	Hand augered to 5 ft below ground surface (bgs)
10		<p>Silty SAND (SM): very dark gray (10YR 3/1), moist, fine to medium Sand, little Silt, trace Clay (75% Sand, 20% Silt, 5% Clay).</p>		2.5	
15		<p>@15' bgs: As above, except dark gray (10YR 4/1), no Clay, (80% Sand, 20% Silt).</p>		3.0	
20				1.5	
25				1.3	Temporary soil vapor probes at 5', 15', and 25' bgs

NOTES: No odor or staining observed unless otherwise stated.

Terminal Depth: 25.5' bgs

BORING/FEET 2021_1220_SAN_JACINTO.GPJ ROUX.GDT 12/20/21



ROUX ASSOCIATES, INC.
Environmental Consulting
& Management

5150 E. Pacific Coast Highway, Suite 450
Long Beach, California 90804
Telephone: (310) 879 - 4900

BORING LOG

WELL NO. SV-14	NORTHING Not Measured	EASTING Not Measured
PROJECT NO./NAME 2217.0025L / Shea San Jacinto		LOCATION 870 North Sanderson Avenue
APPROVED BY D. Williams	LOGGED BY J. Knight	San Jacinto, California
DRILLING CONTRACTOR/DRILLER Strong Arm Environmental /		GEOGRAPHIC AREA
DRILL BIT DIAMETER/TYPE 2.25-in. Drive Sampler	BOREHOLE DIAMETER 2.25-in.	DRILLING EQUIPMENT/METHOD Geoprobe 6620DT / DPT
CASING MAT./DIA. Nylaflo / 1/4"	SCREEN: TYPE Porous Filter MAT. S. Steel	SAMPLING METHOD 1.5" Large Bore
ELEVATION OF: (Feet)	GROUND SURFACE	START-FINISH DATE 10/8/21-10/8/21
		GRAVEL PACK SIZES #3 Sand
		TOTAL LENGTH 0.1 ft DIA. 1/4" SLOT SIZE 150 micron

Depth, feet	Graphic Log	Visual Description	Blow Counts per 6"	PID Values (ppm)	REMARKS
5		<p>SILT (ML): grayish brown (10YR 5/2), dry, few fine Sand, trace angular gravel to 5mm, (85% Silt, 10% Sand, 5% Gravel), non-plastic.</p> <p>@ 5' bgs: moist, trace fine Sand, no Gravel (95% Silt, 5% Sand).</p>		3.7	Hand augered to 5 ft below ground surface (bgs)
10		<p>Silty SAND (SM): very dark gray (10YR 3/1), moist, fine to medium sand, some Silt, trace Clay, (70% Sand, 30% Silt, <5% Clay), non-plastic.</p>		0.0	
15		<p>@ 15' bgs: As above, except dark gray (10YR 4/1), moist, fine Sand, little Silt, (80% Sand, 20% Silt).</p>		3.1	
20					
25					Temporary soil vapor probes at 5', 15', and 25' bgs

NOTES: No odor or staining observed unless otherwise stated.

Terminal Depth: 25.5' bgs

BORING/FEET 2021_1220_SAN_JACINTO.GPJ ROUX.GDT 12/20/21



ROUX ASSOCIATES, INC.
Environmental Consulting
& Management

5150 E. Pacific Coast Highway, Suite 450
Long Beach, California 90804
Telephone: (310) 879 - 4900

BORING LOG

WELL NO. SV-15	NORTHING Not Measured	EASTING Not Measured
PROJECT NO./NAME 2217.0025L / Shea San Jacinto		LOCATION 870 North Sanderson Avenue
APPROVED BY D. Williams	LOGGED BY J. Knight	San Jacinto, California
DRILLING CONTRACTOR/DRILLER Strong Arm Environmental /		GEOGRAPHIC AREA
DRILL BIT DIAMETER/TYPE 2.25-in. Drive Sampler	BOREHOLE DIAMETER 2.25-in.	DRILLING EQUIPMENT/METHOD Geoprobe 6620DT / DPT
CASING MAT./DIA. Nylaflo / 1/4"	SCREEN: TYPE Porous Filter MAT. S. Steel	SAMPLING METHOD 1.5" Large Bore
ELEVATION OF: GROUND SURFACE		START-FINISH DATE 10/8/21-10/8/21
(Feet)		GRAVEL PACK SIZES #3 Sand

Depth, feet	Graphic Log	Visual Description	Blow Counts per 6"	PID Values (ppm)	REMARKS
5		<p>SILT with Sand and Gravel (ML): brown (10YR 5/3), dry, few fine Sand, few angular Gravel (80% Silt, 10% Sand, 10% Gravel), non-plastic.</p> <p>SILT with Sand (ML): brown (10YR 5/3), slightly moist, little fine Sand, no Gravel (80% Silt, 20% Sand), non-plastic.</p>		3.5	Hand augered to 5 ft below ground surface (bgs)
10		<p>Poorly-Graded SAND with Silt(SP-SM): grayish brown (10YR 5/2), moist, fine to medium Sand, few Silt (90% Sand, 10% Silt).</p>		2.1	
15		<p>Silty SAND (SM): very dark gray (10YR 3/1), moist, fine to medium Sand, some Silt, trace Gravel to 1/4", (70% Sand, 30% Silt, <5% Gravel).</p>		1.7	
20				2.1	
25				1.5	Temporary soil vapor probes at 5', 15', and 25' bgs

NOTES: No odor or staining observed unless otherwise stated.

Terminal Depth: 25.5' bgs

BORING/FEET 2021_1220_SAN_JACINTO.GPJ ROUX.GDT 12/20/21